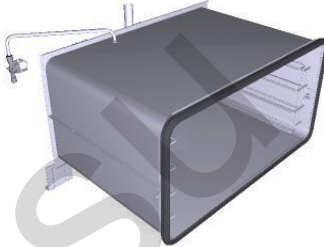



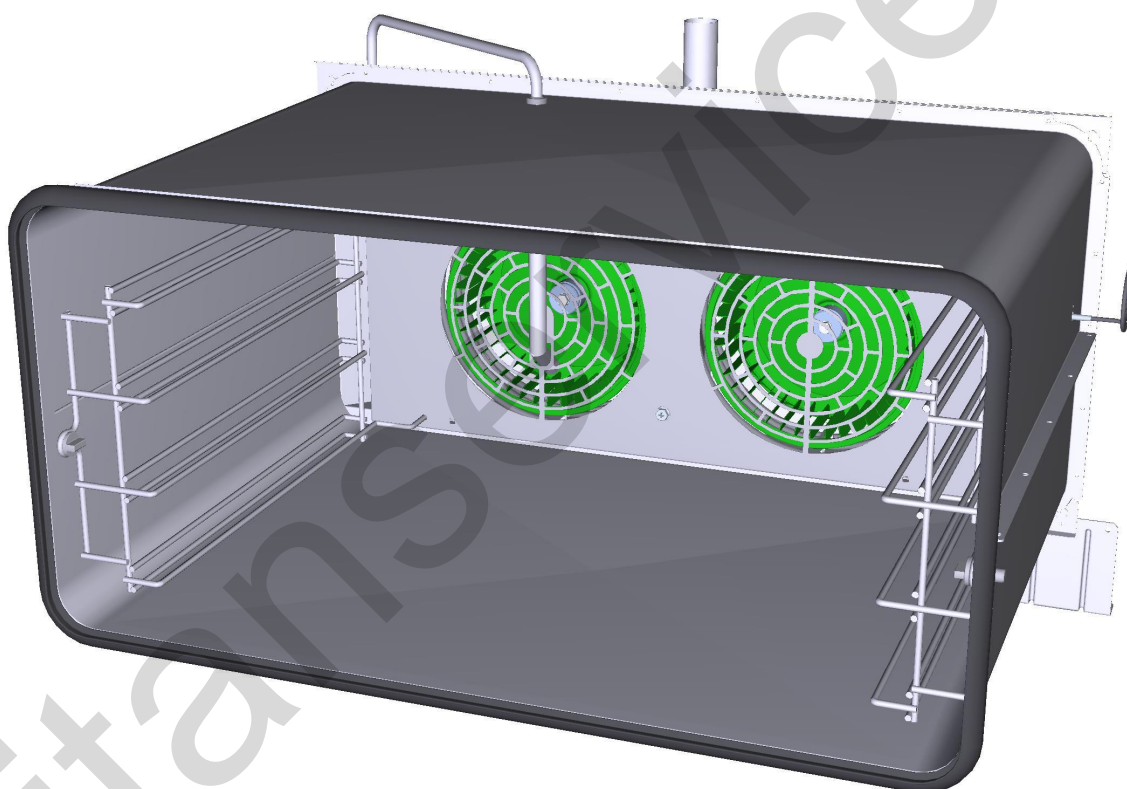





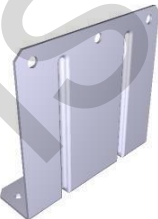



Assembly code	Assembly description	Assembly image
ASM3404A/0.D00	Cooking chamber	
ASM3410A/0.D00	External cover	
ASM3422A/0.D00	Door	
ASM3440A/0.D00	Electrical system	

**ASM3404A/0.D00 - Cooking chamber****FRONT**


ASM3404A/0.D00 - Cooking chamber**REAR**











COMPONENT			SPARE PART																										
Code	Description	Image	Code	Description	Kit components																								
0G1654A	0G1654A0		K0G1654A	X*FT-04EU FAN GUARD KIT FOR L-SHAPED SUP	<table><tr><th>Code</th><th>Description</th><th>Qty</th><th>UOM</th></tr><tr><td>0G1654A1</td><td>ROSSELLA SHOP PRO FAN GUARD</td><td>1.000</td><td>PC</td></tr><tr><td>TB1581A0</td><td>ROSSELLA SHOP PRO INTERNAL HUMIDITY PIP</td><td>1.000</td><td>PC</td></tr><tr><td>VI1220A1</td><td>4,2x12 TCB SELF-TAPPIN G SCREW</td><td>1.000</td><td>PC</td></tr><tr><td>VI1836A0</td><td>M6x12 OT63 ROTOR SCRE</td><td>6.000</td><td>PC</td></tr><tr><td>VI1982A0</td><td>M6 ST. STEEL BLIND THREADED INSERT</td><td>4.000</td><td>PC</td></tr></table>	Code	Description	Qty	UOM	0G1654A1	ROSSELLA SHOP PRO FAN GUARD	1.000	PC	TB1581A0	ROSSELLA SHOP PRO INTERNAL HUMIDITY PIP	1.000	PC	VI1220A1	4,2x12 TCB SELF-TAPPIN G SCREW	1.000	PC	VI1836A0	M6x12 OT63 ROTOR SCRE	6.000	PC	VI1982A0	M6 ST. STEEL BLIND THREADED INSERT	4.000	PC
Code	Description	Qty	UOM																										
0G1654A1	ROSSELLA SHOP PRO FAN GUARD	1.000	PC																										
TB1581A0	ROSSELLA SHOP PRO INTERNAL HUMIDITY PIP	1.000	PC																										
VI1220A1	4,2x12 TCB SELF-TAPPIN G SCREW	1.000	PC																										
VI1836A0	M6x12 OT63 ROTOR SCRE	6.000	PC																										
VI1982A0	M6 ST. STEEL BLIND THREADED INSERT	4.000	PC																										
0G1658A	ROSSELLA SHOP PRO FAN GUARD PARTITION		0G1658A0	ROSSELLA SHOP PRO FAN GUARD PARTITION																									
0H7875A	MUFFLE SUPPORT BRACKET SHOP.PR		0H7875A0	MUFFLE SUPPORT BRACKET SHOP.PR																									
TR1105A	L1000 PT100 TEMPERATURE PROBE		KTR1105A	PT100 L1000 TEMPERATURE PROBE KIT	<table><tr><th>Code</th><th>Description</th><th>Qty</th><th>UOM</th></tr><tr><td>GN1120A1</td><td>NTC TEMPERATUR E PROBE SEAL</td><td>1.000</td><td>PC</td></tr><tr><td>GN1285A0</td><td>NTC TEMPERATUR E PROBE SEALING</td><td>1.000</td><td>PC</td></tr><tr><td>SL1045A0</td><td>S57 BLACK SILICONE - 80ml CARTRIDGE</td><td>1.000</td><td>PC</td></tr><tr><td>TR1105A4</td><td>L1000 PT100 TEMPERATUR E PROBE</td><td>1.000</td><td>PC</td></tr><tr><td>VI1220A1</td><td>4,2x12 TCB SELF-TAPPIN G SCREW</td><td>2.000</td><td>PC</td></tr></table>	Code	Description	Qty	UOM	GN1120A1	NTC TEMPERATUR E PROBE SEAL	1.000	PC	GN1285A0	NTC TEMPERATUR E PROBE SEALING	1.000	PC	SL1045A0	S57 BLACK SILICONE - 80ml CARTRIDGE	1.000	PC	TR1105A4	L1000 PT100 TEMPERATUR E PROBE	1.000	PC	VI1220A1	4,2x12 TCB SELF-TAPPIN G SCREW	2.000	PC
Code	Description	Qty	UOM																										
GN1120A1	NTC TEMPERATUR E PROBE SEAL	1.000	PC																										
GN1285A0	NTC TEMPERATUR E PROBE SEALING	1.000	PC																										
SL1045A0	S57 BLACK SILICONE - 80ml CARTRIDGE	1.000	PC																										
TR1105A4	L1000 PT100 TEMPERATUR E PROBE	1.000	PC																										
VI1220A1	4,2x12 TCB SELF-TAPPIN G SCREW	2.000	PC																										




COMPONENT			SPARE PART																		
Code	Description	Image	Code	Description	Kit components																
TR1105A	L1000 PT100 TEMPERATURE PROBE		KTR1105A	PT100 L1000 TEMPERATURE PROBE KIT	<table><tr><th>Code</th><th>Description</th><th>Qty</th><th>UOM</th></tr><tr><td>VM1464A1</td><td>CT BT TEMPERATUR E PROBE COVER</td><td>1.000</td><td>PC</td></tr><tr><td>VM1465A1</td><td>CT BT TEMPERATUR E PROBE COVER</td><td>1.000</td><td>PC</td></tr><tr><td>VM2052A0</td><td>LM CORE PROBE COVE</td><td>1.000</td><td>PC</td></tr></table>	Code	Description	Qty	UOM	VM1464A1	CT BT TEMPERATUR E PROBE COVER	1.000	PC	VM1465A1	CT BT TEMPERATUR E PROBE COVER	1.000	PC	VM2052A0	LM CORE PROBE COVE	1.000	PC
Code	Description	Qty	UOM																		
VM1464A1	CT BT TEMPERATUR E PROBE COVER	1.000	PC																		
VM1465A1	CT BT TEMPERATUR E PROBE COVER	1.000	PC																		
VM2052A0	LM CORE PROBE COVE	1.000	PC																		
EL1251A	1-WAY WATER SOLENOID VALVE		KEL1251A	JG D8-D10 1 WAY SOLENOID VALVE KI	<table><tr><th>Code</th><th>Description</th><th>Qty</th><th>UOM</th></tr><tr><td>EL1251A0</td><td>1-WAY WATER SOLENOID VALVE</td><td>1.000</td><td>PC</td></tr></table>	Code	Description	Qty	UOM	EL1251A0	1-WAY WATER SOLENOID VALVE	1.000	PC								
Code	Description	Qty	UOM																		
EL1251A0	1-WAY WATER SOLENOID VALVE	1.000	PC																		
0H3020A	MOTOR SHAFT SEALING DISC		0H3020A1	MOTOR SHAFT SEALING DISC																	
0H7170A	MM MOTOR GLASS WOOL PLATE		0H7170A0	MM MOTOR GLASS WOOL PLATE																	
GN1547A	SHAFT GASKET D11.8		KGN1547A	D11.6 MOTOR SHAFT GASKET 3PCS KIT	<table><tr><th>Code</th><th>Description</th><th>Qty</th><th>UOM</th></tr><tr><td>GN1547A1</td><td>SHAFT GASKET D11.8</td><td>3.000</td><td>PC</td></tr></table>	Code	Description	Qty	UOM	GN1547A1	SHAFT GASKET D11.8	3.000	PC								
Code	Description	Qty	UOM																		
GN1547A1	SHAFT GASKET D11.8	3.000	PC																		


COMPONENT			SPARE PART																																																		
Code	Description	Image	Code	Description	Kit components																																																
MT1012A	330W 230V MOTOR		KVN1130A	LUX ≤08.2017/L.MISS/S.5/ 5E MOTOR KIT	<table><thead><tr><th>Code</th><th>Description</th><th>Qty</th><th>UOM</th></tr></thead><tbody><tr><td>0H4305A1</td><td>ST. STEEL MOTOR SHAFT SEALING DISC</td><td>1.000</td><td>PC</td></tr><tr><td>GN1140A3</td><td>MOLDED MOTOR HOLDER GASKET</td><td>1.000</td><td>PC</td></tr><tr><td>VI1045A0</td><td>16x8,4 Th=1,6 ST.STEEL WASHER</td><td>1.000</td><td>PC</td></tr><tr><td>VI1256A0</td><td>M8 DIN 980M ST. STEEL SELF LOCKING NUT</td><td>1.000</td><td>PC</td></tr><tr><td>VM1794A0</td><td>250x4.8 PA66 BLACK CLAMP</td><td>2.000</td><td>PC</td></tr><tr><td>VM2103A0</td><td>CLAMP LOCK</td><td>2.000</td><td>PC</td></tr><tr><td>VM2196A0</td><td>MOTOR NUT FASTENING BUSHING</td><td>1.000</td><td>PC</td></tr><tr><td>VN1130A1</td><td>330W 230V 50/60HZ MOTO</td><td>1.000</td><td>PC</td></tr></tbody></table>	Code	Description	Qty	UOM	0H4305A1	ST. STEEL MOTOR SHAFT SEALING DISC	1.000	PC	GN1140A3	MOLDED MOTOR HOLDER GASKET	1.000	PC	VI1045A0	16x8,4 Th=1,6 ST.STEEL WASHER	1.000	PC	VI1256A0	M8 DIN 980M ST. STEEL SELF LOCKING NUT	1.000	PC	VM1794A0	250x4.8 PA66 BLACK CLAMP	2.000	PC	VM2103A0	CLAMP LOCK	2.000	PC	VM2196A0	MOTOR NUT FASTENING BUSHING	1.000	PC	VN1130A1	330W 230V 50/60HZ MOTO	1.000	PC												
Code	Description	Qty	UOM																																																		
0H4305A1	ST. STEEL MOTOR SHAFT SEALING DISC	1.000	PC																																																		
GN1140A3	MOLDED MOTOR HOLDER GASKET	1.000	PC																																																		
VI1045A0	16x8,4 Th=1,6 ST.STEEL WASHER	1.000	PC																																																		
VI1256A0	M8 DIN 980M ST. STEEL SELF LOCKING NUT	1.000	PC																																																		
VM1794A0	250x4.8 PA66 BLACK CLAMP	2.000	PC																																																		
VM2103A0	CLAMP LOCK	2.000	PC																																																		
VM2196A0	MOTOR NUT FASTENING BUSHING	1.000	PC																																																		
VN1130A1	330W 230V 50/60HZ MOTO	1.000	PC																																																		
			KMT1012A	MIND.MAPS / LUX >08.2017 330W MOTOR KIT	<table><thead><tr><th>Code</th><th>Description</th><th>Qty</th><th>UOM</th></tr></thead><tbody><tr><td>0H2842A0</td><td>MT1012 CENTERING JI</td><td>1.000</td><td>PC</td></tr><tr><td>0H4305A1</td><td>ST. STEEL MOTOR SHAFT SEALING DISC</td><td>1.000</td><td>PC</td></tr><tr><td>GN1140A3</td><td>MOLDED MOTOR HOLDER GASKET</td><td>1.000</td><td>PC</td></tr><tr><td>MT1012A0</td><td>330W 230V MOTOR</td><td>1.000</td><td>PC</td></tr><tr><td>VE1550A0</td><td>5X3 MM NEODYMIUM MAGNET</td><td>1.000</td><td>PC</td></tr><tr><td>VI1077A1</td><td>SCREW M6x12 TE INOX</td><td>1.000</td><td>PC</td></tr><tr><td>VI1521A0</td><td>STAINLESS STEEL WASHER D=6 6592</td><td>1.000</td><td>PC</td></tr><tr><td>VI1966A0</td><td>M4X14 FLATHEAD SCREW</td><td>1.000</td><td>PC</td></tr><tr><td>VM1635A0</td><td>MAGNET HOLDING DIS</td><td>1.000</td><td>PC</td></tr><tr><td>VM1794A0</td><td>250x4.8 PA66 BLACK CLAMP</td><td>4.000</td><td>PC</td></tr><tr><td>VM2103A0</td><td>CLAMP LOCK</td><td>4.000</td><td>PC</td></tr></tbody></table>	Code	Description	Qty	UOM	0H2842A0	MT1012 CENTERING JI	1.000	PC	0H4305A1	ST. STEEL MOTOR SHAFT SEALING DISC	1.000	PC	GN1140A3	MOLDED MOTOR HOLDER GASKET	1.000	PC	MT1012A0	330W 230V MOTOR	1.000	PC	VE1550A0	5X3 MM NEODYMIUM MAGNET	1.000	PC	VI1077A1	SCREW M6x12 TE INOX	1.000	PC	VI1521A0	STAINLESS STEEL WASHER D=6 6592	1.000	PC	VI1966A0	M4X14 FLATHEAD SCREW	1.000	PC	VM1635A0	MAGNET HOLDING DIS	1.000	PC	VM1794A0	250x4.8 PA66 BLACK CLAMP	4.000	PC	VM2103A0	CLAMP LOCK	4.000	PC
Code	Description	Qty	UOM																																																		
0H2842A0	MT1012 CENTERING JI	1.000	PC																																																		
0H4305A1	ST. STEEL MOTOR SHAFT SEALING DISC	1.000	PC																																																		
GN1140A3	MOLDED MOTOR HOLDER GASKET	1.000	PC																																																		
MT1012A0	330W 230V MOTOR	1.000	PC																																																		
VE1550A0	5X3 MM NEODYMIUM MAGNET	1.000	PC																																																		
VI1077A1	SCREW M6x12 TE INOX	1.000	PC																																																		
VI1521A0	STAINLESS STEEL WASHER D=6 6592	1.000	PC																																																		
VI1966A0	M4X14 FLATHEAD SCREW	1.000	PC																																																		
VM1635A0	MAGNET HOLDING DIS	1.000	PC																																																		
VM1794A0	250x4.8 PA66 BLACK CLAMP	4.000	PC																																																		
VM2103A0	CLAMP LOCK	4.000	PC																																																		

COMPONENT			SPARE PART																														
Code	Description	Image	Code	Description	Kit components																												
VN1181A	M6 NUT 39 BLADES H81 D196 FAN		KVN1181A	D196 H81 39 BLADES FAN+SCREW M6 KIT	<table><tr><th>Code</th><th>Description</th><th>Qty</th><th>UOM</th></tr><tr><td>VI1077A1</td><td>SCREW M6x12 TE INOX</td><td>1.000</td><td>PC</td></tr><tr><td>VI1521A0</td><td>STAINLESS STEEL WASHER D=6 6592</td><td>1.000</td><td>PC</td></tr><tr><td>VN1181A0</td><td>M6 NUT 39 BLADES H81 D196 FAN</td><td>1.000</td><td>PC</td></tr></table>	Code	Description	Qty	UOM	VI1077A1	SCREW M6x12 TE INOX	1.000	PC	VI1521A0	STAINLESS STEEL WASHER D=6 6592	1.000	PC	VN1181A0	M6 NUT 39 BLADES H81 D196 FAN	1.000	PC												
Code	Description	Qty	UOM																														
VI1077A1	SCREW M6x12 TE INOX	1.000	PC																														
VI1521A0	STAINLESS STEEL WASHER D=6 6592	1.000	PC																														
VN1181A0	M6 NUT 39 BLADES H81 D196 FAN	1.000	PC																														
			KVN1030A	LUX ≤08.2017S.5/S.5E D196 FAN KIT	<table><tr><th>Code</th><th>Description</th><th>Qty</th><th>UOM</th></tr><tr><td>VI1256A0</td><td>M8 DIN 980M ST. STEEL SELF LOCKING NUT</td><td>1.000</td><td>PC</td></tr><tr><td>VM2196A0</td><td>MOTOR NUT FASTENING BUSHING</td><td>1.000</td><td>PC</td></tr><tr><td>VN1030A5</td><td>Ø196 H81 38 BLADES MOTOR FAN</td><td>1.000</td><td>PC</td></tr></table>	Code	Description	Qty	UOM	VI1256A0	M8 DIN 980M ST. STEEL SELF LOCKING NUT	1.000	PC	VM2196A0	MOTOR NUT FASTENING BUSHING	1.000	PC	VN1030A5	Ø196 H81 38 BLADES MOTOR FAN	1.000	PC												
Code	Description	Qty	UOM																														
VI1256A0	M8 DIN 980M ST. STEEL SELF LOCKING NUT	1.000	PC																														
VM2196A0	MOTOR NUT FASTENING BUSHING	1.000	PC																														
VN1030A5	Ø196 H81 38 BLADES MOTOR FAN	1.000	PC																														
RS1284A	3200W 230V+400W 190V 4TURNS H80 ELEMENT		KRS1284A	4TURN 3200W 230V+400W 190V HEAT ELEM KIT	<table><tr><th>Code</th><th>Description</th><th>Qty</th><th>UOM</th></tr><tr><td>GN1327A0</td><td>HEATING ELEMENT GASKET</td><td>1.000</td><td>PC</td></tr><tr><td>RS1284A0</td><td>3200W 230V+400W 190V 4TURNS H80 ELEMENT</td><td>1.000</td><td>PC</td></tr><tr><td>SL1045A0</td><td>S57 BLACK SILICONE - 80ml CARTRIDGE</td><td>1.000</td><td>PC</td></tr><tr><td>VI1220A1</td><td>4,2x12 TCB SELF-TAPPIN G SCREW</td><td>2.000</td><td>PC</td></tr><tr><td>VM1794A0</td><td>250x4.8 PA66 BLACK CLAMP</td><td>2.000</td><td>PC</td></tr><tr><td>VM2103A0</td><td>CLAMP LOCK</td><td>2.000</td><td>PC</td></tr></table>	Code	Description	Qty	UOM	GN1327A0	HEATING ELEMENT GASKET	1.000	PC	RS1284A0	3200W 230V+400W 190V 4TURNS H80 ELEMENT	1.000	PC	SL1045A0	S57 BLACK SILICONE - 80ml CARTRIDGE	1.000	PC	VI1220A1	4,2x12 TCB SELF-TAPPIN G SCREW	2.000	PC	VM1794A0	250x4.8 PA66 BLACK CLAMP	2.000	PC	VM2103A0	CLAMP LOCK	2.000	PC
Code	Description	Qty	UOM																														
GN1327A0	HEATING ELEMENT GASKET	1.000	PC																														
RS1284A0	3200W 230V+400W 190V 4TURNS H80 ELEMENT	1.000	PC																														
SL1045A0	S57 BLACK SILICONE - 80ml CARTRIDGE	1.000	PC																														
VI1220A1	4,2x12 TCB SELF-TAPPIN G SCREW	2.000	PC																														
VM1794A0	250x4.8 PA66 BLACK CLAMP	2.000	PC																														
VM2103A0	CLAMP LOCK	2.000	PC																														
GRL1025A	RIGHT/LEFT LAT.GRID CHROMIUM-PLATED		KGRL1025A	LM ROSSELLA 4X60X40 LAT. SUPPORT KIT	<table><tr><th>Code</th><th>Description</th><th>Qty</th><th>UOM</th></tr><tr><td>GRL1025A1</td><td>RIGHT/LEFT LAT.GRID CHROMIUM-P LATED</td><td>2.000</td><td>PC</td></tr></table>	Code	Description	Qty	UOM	GRL1025A1	RIGHT/LEFT LAT.GRID CHROMIUM-P LATED	2.000	PC																				
Code	Description	Qty	UOM																														
GRL1025A1	RIGHT/LEFT LAT.GRID CHROMIUM-P LATED	2.000	PC																														

COMPONENT			SPARE PART										
Code	Description	Image	Code	Description	Kit components								
VM1815A	LATERAL SUPPORTS FIXING BOLT		KVM1815A	MISS/MICRO/S4/S3 THUMB SCREW 10 PCS KIT	<table><tr><th>Code</th><th>Description</th><th>Qty</th><th>UOM</th></tr><tr><td>VM1815A0</td><td>LATERAL SUPPORTS FIXING BOLT</td><td>10.000</td><td>PC</td></tr></table>	Code	Description	Qty	UOM	VM1815A0	LATERAL SUPPORTS FIXING BOLT	10.000	PC
Code	Description	Qty	UOM										
VM1815A0	LATERAL SUPPORTS FIXING BOLT	10.000	PC										
GN1354A	LineMiss ROSSELLA DOOR GASKET - GN1110A		KG1354A	LM ROSSELLA DOOR GASKET KIT	<table><tr><th>Code</th><th>Description</th><th>Qty</th><th>UOM</th></tr><tr><td>GN1110A2</td><td>Line Miss/XVC105-0 55/XK/XL DOOR GASKE</td><td>2.020</td><td>M</td></tr></table>	Code	Description	Qty	UOM	GN1110A2	Line Miss/XVC105-0 55/XK/XL DOOR GASKE	2.020	M
Code	Description	Qty	UOM										
GN1110A2	Line Miss/XVC105-0 55/XK/XL DOOR GASKE	2.020	M										
RC1170A	M14 H=7 CH=22 STAINLESS STEEL NUT		KRC1170A	M14 H8 CH22 NUT - 10 PCS. KIT	<table><tr><th>Code</th><th>Description</th><th>Qty</th><th>UOM</th></tr><tr><td>RC1170A1</td><td>M14 H=7 CH=22 STAINLESS STEEL NUT</td><td>10.000</td><td>PC</td></tr></table>	Code	Description	Qty	UOM	RC1170A1	M14 H=7 CH=22 STAINLESS STEEL NUT	10.000	PC
Code	Description	Qty	UOM										
RC1170A1	M14 H=7 CH=22 STAINLESS STEEL NUT	10.000	PC										
TB1567A	ROSSELLA SHOP PRO FUME CHIMNEY D30		TB1567A0	ROSSELLA SHOP PRO FUME CHIMNEY D30									
TB1568A	ARI-STE-ROS SP WELDED EXT HUMIDITY PIPE		TB1568A0	ARI-STE-ROS SP WELDED EXT HUMIDITY PIPE									




COMPONENT			SPARE PART		
<i>Code</i>	<i>Description</i>	<i>Image</i>	<i>Code</i>	<i>Description</i>	<i>Kit components</i>
TB1581A	ROSSELLA SHOP PRO INTERNAL HUMIDITY PIPE		TB1581A0	ROSSELLA SHOP PRO INTERNAL HUMIDITY PIPE	




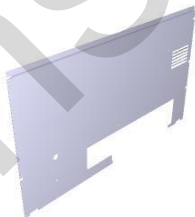

**ASM3410A/0.D00 - External cover****FRONT**

ASM3410A/0.D00 - External cover






REAR





COMPONENT			SPARE PART														
Code	Description	Image	Code	Description	Kit components												
0D2404A	0D2404A0		0D2404A0	0D2404A0													
0D2411A	SP800 INF FRONT PROFILE DROP DOWN DOOR		0D2411A0	SP800 INF FRONT PROFILE DROP DOWN DOOR													
0E1382A	SP 600x400 EXTERNAL BOTTOM PANEL		0E1382A1	SHOP.Pro 600x400 EXTERNAL BOTTOM PANEL													
0F1544A	SP ROSSELLA BACK PANEL		0F1544A0	SP ROSSELLA BACK PANEL													
CR1000A	HINGE LATCH L.M.		KCR1000A	LM HINGES LATCH KIT	<table><tr><th>Code</th><th>Description</th><th>Qty</th><th>UOM</th></tr><tr><td>CR1000A0</td><td>HINGE LATCH L.M.</td><td>1.000</td><td>PC</td></tr><tr><td>VI1875A0</td><td>SCREW M5X10 TC1/2T INOX</td><td>2.000</td><td>PC</td></tr></table>	Code	Description	Qty	UOM	CR1000A0	HINGE LATCH L.M.	1.000	PC	VI1875A0	SCREW M5X10 TC1/2T INOX	2.000	PC
Code	Description	Qty	UOM														
CR1000A0	HINGE LATCH L.M.	1.000	PC														
VI1875A0	SCREW M5X10 TC1/2T INOX	2.000	PC														

COMPONENT			SPARE PART														
Code	Description	Image	Code	Description	Kit components												
VM1750A	BRASS COMB CLAM		KVM1750A	COMB TERMINAL BLOCK KIT	<table><tr><th>Code</th><th>Description</th><th>Qty</th><th>UOM</th></tr><tr><td>VI1040A0</td><td>INDENTED INTERNAL WASHER D=6 ZN</td><td>2.000</td><td>PC</td></tr><tr><td>VM1750A0</td><td>BRASS COMB CLAMP</td><td>1.000</td><td>PC</td></tr></table>	Code	Description	Qty	UOM	VI1040A0	INDENTED INTERNAL WASHER D=6 ZN	2.000	PC	VM1750A0	BRASS COMB CLAMP	1.000	PC
Code	Description	Qty	UOM														
VI1040A0	INDENTED INTERNAL WASHER D=6 ZN	2.000	PC														
VM1750A0	BRASS COMB CLAMP	1.000	PC														
VM2502A	BAKERLUX SHOP.PRO CHIMNEY RING		KVM2502A	BAKERLUX SHOP.PRO CHIMNEY RING KIT	<table><tr><th>Code</th><th>Description</th><th>Qty</th><th>UOM</th></tr><tr><td>VM2502A0</td><td>BAKERLUX SHOP.PRO CHIMNEY RIN</td><td>1.000</td><td>PC</td></tr></table>	Code	Description	Qty	UOM	VM2502A0	BAKERLUX SHOP.PRO CHIMNEY RIN	1.000	PC				
Code	Description	Qty	UOM														
VM2502A0	BAKERLUX SHOP.PRO CHIMNEY RIN	1.000	PC														
0H1593A	SHOP PRO COMPONENTS COOLING DOWN PASS		0H1593A0	SHOP PRO COMPONENTS COOLING DOWN PASS													
VN1175A	230V 50/60Hz 120x120 COOLING DOWN FAN		KVN1175A	120x120 230V 50/60Hz COOLING FAN KIT	<table><tr><th>Code</th><th>Description</th><th>Qty</th><th>UOM</th></tr><tr><td>VN1175A0</td><td>230V 50/60Hz 120x120 COOLING DOWN FAN</td><td>1.000</td><td>PC</td></tr></table>	Code	Description	Qty	UOM	VN1175A0	230V 50/60Hz 120x120 COOLING DOWN FAN	1.000	PC				
Code	Description	Qty	UOM														
VN1175A0	230V 50/60Hz 120x120 COOLING DOWN FAN	1.000	PC														
VE1295A	MK 16A 230V DOOR MICROSWITCH		KVE1295A	16A 230V DOOR MICROSWITCH KIT	<table><tr><th>Code</th><th>Description</th><th>Qty</th><th>UOM</th></tr><tr><td>VE1295A0</td><td>MK 16A 230V DOOR MICROSWITC</td><td>1.000</td><td>PC</td></tr></table>	Code	Description	Qty	UOM	VE1295A0	MK 16A 230V DOOR MICROSWITC	1.000	PC				
Code	Description	Qty	UOM														
VE1295A0	MK 16A 230V DOOR MICROSWITC	1.000	PC														

COMPONENT			SPARE PART																		
Code	Description	Image	Code	Description	Kit components																
VM2508A	BAKERLUX SHOP.PRO DOOR SWITCH COVER		KVM2508A	BAKERLUX SHOP.PRO MICROSWITCH COVER KIT	<table><tr><th>Code</th><th>Description</th><th>Qty</th><th>UOM</th></tr><tr><td>VM2508A0</td><td>BAKERLUX SHOP.PRO DOOR SWITCH COVE</td><td>1.000</td><td>PC</td></tr></table>	Code	Description	Qty	UOM	VM2508A0	BAKERLUX SHOP.PRO DOOR SWITCH COVE	1.000	PC								
Code	Description	Qty	UOM																		
VM2508A0	BAKERLUX SHOP.PRO DOOR SWITCH COVE	1.000	PC																		
VM2481A	FRONT EXTERNAL COVER LEFT CAP S		KVM2481A	BL SP LEFT EXT COVER FRONT PANEL CAP KIT	<table><tr><th>Code</th><th>Description</th><th>Qty</th><th>UOM</th></tr><tr><td>VM2481A0</td><td>FRONT EXTERNAL COVER LEFT CAP SP</td><td>1.000</td><td>PC</td></tr></table>	Code	Description	Qty	UOM	VM2481A0	FRONT EXTERNAL COVER LEFT CAP SP	1.000	PC								
Code	Description	Qty	UOM																		
VM2481A0	FRONT EXTERNAL COVER LEFT CAP SP	1.000	PC																		
VM2480A	FRONT EXTERNAL COVER RIGHT CAP SP		KVM2480A	BL SP RIGHT EXT COVER FRONT PANEL CAP	<table><tr><th>Code</th><th>Description</th><th>Qty</th><th>UOM</th></tr><tr><td>VM2480A0</td><td>FRONT EXTERNAL COVER RIGHT CAP SP</td><td>1.000</td><td>PC</td></tr></table>	Code	Description	Qty	UOM	VM2480A0	FRONT EXTERNAL COVER RIGHT CAP SP	1.000	PC								
Code	Description	Qty	UOM																		
VM2480A0	FRONT EXTERNAL COVER RIGHT CAP SP	1.000	PC																		
VM1631A	PLUS INNER GLASS PUSHING CAP		KVM1631A	CAP FOR INTERNAL GLASS 10 PCS KIT	<table><tr><th>Code</th><th>Description</th><th>Qty</th><th>UOM</th></tr><tr><td>VM1631A0</td><td>PLUS INNER GLASS PUSHING CAP</td><td>10.000</td><td>PC</td></tr></table>	Code	Description	Qty	UOM	VM1631A0	PLUS INNER GLASS PUSHING CAP	10.000	PC								
Code	Description	Qty	UOM																		
VM1631A0	PLUS INNER GLASS PUSHING CAP	10.000	PC																		
VM2492A	BL SP 600x400 EXT BOTTOM PANEL GASKET		KVM2492A	SP 600X400 EXT BOT PANEL GASKET 2PC KIT	<table><tr><th>Code</th><th>Description</th><th>Qty</th><th>UOM</th></tr><tr><td>VM1794A0</td><td>250x4.8 PA66 BLACK CLAMP</td><td>1.000</td><td>PC</td></tr><tr><td>VM2103A0</td><td>CLAMP LOCK</td><td>1.000</td><td>PC</td></tr><tr><td>VM2492A0</td><td>BL SP 600x400 EXT BOTTOM PANEL GASKE</td><td>2.000</td><td>PC</td></tr></table>	Code	Description	Qty	UOM	VM1794A0	250x4.8 PA66 BLACK CLAMP	1.000	PC	VM2103A0	CLAMP LOCK	1.000	PC	VM2492A0	BL SP 600x400 EXT BOTTOM PANEL GASKE	2.000	PC
Code	Description	Qty	UOM																		
VM1794A0	250x4.8 PA66 BLACK CLAMP	1.000	PC																		
VM2103A0	CLAMP LOCK	1.000	PC																		
VM2492A0	BL SP 600x400 EXT BOTTOM PANEL GASKE	2.000	PC																		



COMPONENT			SPARE PART																						
Code	Description	Image	Code	Description	Kit components																				
VM2493A	BL SP 600x400 EX LAT BOTTOM PANEL GASKET		KVM2493A	SP 600X400 BOT LAT PANEL GASKET 2PC KIT	<table><tr><th>Code</th><th>Description</th><th>Qty</th><th>UOM</th></tr><tr><td>VM1631A0</td><td>PLUS INNER GLASS PUSHING CAP</td><td>4.000</td><td>PC</td></tr><tr><td>VM1794A0</td><td>250x4.8 PA66 BLACK CLAMP</td><td>1.000</td><td>PC</td></tr><tr><td>VM2103A0</td><td>CLAMP LOCK</td><td>1.000</td><td>PC</td></tr><tr><td>VM2493A1</td><td>EXT. LATERAL BACK GASKET SP800</td><td>2.000</td><td>PC</td></tr></table>	Code	Description	Qty	UOM	VM1631A0	PLUS INNER GLASS PUSHING CAP	4.000	PC	VM1794A0	250x4.8 PA66 BLACK CLAMP	1.000	PC	VM2103A0	CLAMP LOCK	1.000	PC	VM2493A1	EXT. LATERAL BACK GASKET SP800	2.000	PC
Code	Description	Qty	UOM																						
VM1631A0	PLUS INNER GLASS PUSHING CAP	4.000	PC																						
VM1794A0	250x4.8 PA66 BLACK CLAMP	1.000	PC																						
VM2103A0	CLAMP LOCK	1.000	PC																						
VM2493A1	EXT. LATERAL BACK GASKET SP800	2.000	PC																						
VM1222A	CABLE LOCKS SP ACCESSORIES EL CONNECTION		VM1222A0	CABLE LOCKS SP ACCESSORIES EL CONNECTION																					
VM2249A	COOKING CHAMBER FRONT CORNER		KVM2249A	CHAMBER FRONT PROFILE CORNER KIT	<table><tr><th>Code</th><th>Description</th><th>Qty</th><th>UOM</th></tr><tr><td>VM2249A0</td><td>COOKING CHAMBER FRONT CORNER</td><td>1.000</td><td>PC</td></tr></table>	Code	Description	Qty	UOM	VM2249A0	COOKING CHAMBER FRONT CORNER	1.000	PC												
Code	Description	Qty	UOM																						
VM2249A0	COOKING CHAMBER FRONT CORNER	1.000	PC																						
VM2455A	BL SP CONTROL BOARD CABLE PASS-THROUGH		KVM2455A	BL SP CONTR BOARD CABLE PASS-THROUGH KIT	<table><tr><th>Code</th><th>Description</th><th>Qty</th><th>UOM</th></tr><tr><td>VM2455A1</td><td>SP CONTROL BOARD CABLE PASS-THROU GH CLIP</td><td>1.000</td><td>PC</td></tr></table>	Code	Description	Qty	UOM	VM2455A1	SP CONTROL BOARD CABLE PASS-THROU GH CLIP	1.000	PC												
Code	Description	Qty	UOM																						
VM2455A1	SP CONTROL BOARD CABLE PASS-THROU GH CLIP	1.000	PC																						


ASM3422A/0.D00 - Door





FRONT



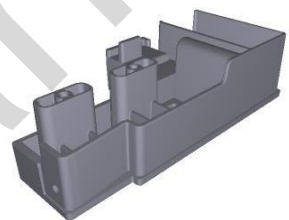
ASM3422A/0.D00 - Door

REAR






COMPONENT			SPARE PART																										
Code	Description	Image	Code	Description	Kit components																								
0B1290A	SP ARI-ROS DROPDOWN DOOR LEFT INT COLUMN		0B1290A0	SP ARI-ROS DROPDOWN DOOR LEFT INT COLUMN																									
0B1292A	SP ARI-ROS DROPDOWN DOOR RT INNER COLUMN		0B1292A0	SP ARI-ROS DROPDOWN DOOR RT INNER COLUMN																									
LP1050A	BL SHOP.PRO L180 COMPLETE LED BA		KLP1050A	L180 COMPLETE LED LIGHT BAR KIT	<table><tr><th>Code</th><th>Description</th><th>Qty</th><th>UOM</th></tr><tr><td>LP1050A0</td><td>BL SHOP.PRO L180 COMPLETE LED BAR</td><td>1.000</td><td>PC</td></tr><tr><td>VI1014A0</td><td>STAINLESS STEEL WASHER 4.5X9X0.8</td><td>1.000</td><td>PC</td></tr><tr><td>VI1220A1</td><td>4,2x12 TCB SELF-TAPPIN G SCREW</td><td>1.000</td><td>PC</td></tr></table>	Code	Description	Qty	UOM	LP1050A0	BL SHOP.PRO L180 COMPLETE LED BAR	1.000	PC	VI1014A0	STAINLESS STEEL WASHER 4.5X9X0.8	1.000	PC	VI1220A1	4,2x12 TCB SELF-TAPPIN G SCREW	1.000	PC								
Code	Description	Qty	UOM																										
LP1050A0	BL SHOP.PRO L180 COMPLETE LED BAR	1.000	PC																										
VI1014A0	STAINLESS STEEL WASHER 4.5X9X0.8	1.000	PC																										
VI1220A1	4,2x12 TCB SELF-TAPPIN G SCREW	1.000	PC																										
TB3302A	TB3302A0		KTB3302A	BL SP 600X400 DROPDOWN HANDLE TUBE KIT	<table><tr><th>Code</th><th>Description</th><th>Qty</th><th>UOM</th></tr><tr><td>TB3302A0</td><td>TB3302A0</td><td>1.000</td><td>PC</td></tr><tr><td>VI1147A0</td><td>5X25 STAINLESS STEEL SCREW</td><td>4.000</td><td>PC</td></tr><tr><td>VM2456A0</td><td>BAKERLUX SHOP.PRO HANDLE END</td><td>1.000</td><td>PC</td></tr><tr><td>VM2489A0</td><td>SP HANDLE END KIT + STYLUS KIT</td><td>1.000</td><td>PC</td></tr><tr><td>VM2527A0</td><td>STYLUS PEN FOR SP</td><td>1.000</td><td>PC</td></tr></table>	Code	Description	Qty	UOM	TB3302A0	TB3302A0	1.000	PC	VI1147A0	5X25 STAINLESS STEEL SCREW	4.000	PC	VM2456A0	BAKERLUX SHOP.PRO HANDLE END	1.000	PC	VM2489A0	SP HANDLE END KIT + STYLUS KIT	1.000	PC	VM2527A0	STYLUS PEN FOR SP	1.000	PC
Code	Description	Qty	UOM																										
TB3302A0	TB3302A0	1.000	PC																										
VI1147A0	5X25 STAINLESS STEEL SCREW	4.000	PC																										
VM2456A0	BAKERLUX SHOP.PRO HANDLE END	1.000	PC																										
VM2489A0	SP HANDLE END KIT + STYLUS KIT	1.000	PC																										
VM2527A0	STYLUS PEN FOR SP	1.000	PC																										

COMPONENT			SPARE PART																						
Code	Description	Image	Code	Description	Kit components																				
VM2456A	BAKERLUX SHOP.PRO HANDLE END		KVM2456A	2 PCS BAKERLUX SHOP.PRO HANDLE END KIT	<table><tr><th>Code</th><th>Description</th><th>Qty</th><th>UOM</th></tr><tr><td>V11147A0</td><td>5X25 STAINLESS STEEL SCREW</td><td>4.000</td><td>PC</td></tr><tr><td>VM2456A0</td><td>BAKERLUX SHOP.PRO HANDLE END</td><td>1.000</td><td>PC</td></tr><tr><td>VM2489A0</td><td>SP HANDLE END KIT + STYLUS KIT</td><td>1.000</td><td>PC</td></tr><tr><td>VM2527A0</td><td>STYLUS PEN FOR SP</td><td>1.000</td><td>PC</td></tr></table>	Code	Description	Qty	UOM	V11147A0	5X25 STAINLESS STEEL SCREW	4.000	PC	VM2456A0	BAKERLUX SHOP.PRO HANDLE END	1.000	PC	VM2489A0	SP HANDLE END KIT + STYLUS KIT	1.000	PC	VM2527A0	STYLUS PEN FOR SP	1.000	PC
Code	Description	Qty	UOM																						
V11147A0	5X25 STAINLESS STEEL SCREW	4.000	PC																						
VM2456A0	BAKERLUX SHOP.PRO HANDLE END	1.000	PC																						
VM2489A0	SP HANDLE END KIT + STYLUS KIT	1.000	PC																						
VM2527A0	STYLUS PEN FOR SP	1.000	PC																						
VM2471A	BL SP LOWER CLAMP INT LOCK GLASS SLIDER		KVM2471A	BL SP INTERNAL GLASS LOCK HOLDER KIT	<table><tr><th>Code</th><th>Description</th><th>Qty</th><th>UOM</th></tr><tr><td>V11998A0</td><td>ZINC PLATED SCREW 5X30 TCB</td><td>2.000</td><td>PC</td></tr><tr><td>VM2471A0</td><td>BL SP LOWER CLAMP INT LOCK GLASS SLIDER</td><td>1.000</td><td>PC</td></tr><tr><td>VM2472A0</td><td>BL SP UPPER CLAMP INT LOCK GLASS SLIDER</td><td>1.000</td><td>PC</td></tr></table>	Code	Description	Qty	UOM	V11998A0	ZINC PLATED SCREW 5X30 TCB	2.000	PC	VM2471A0	BL SP LOWER CLAMP INT LOCK GLASS SLIDER	1.000	PC	VM2472A0	BL SP UPPER CLAMP INT LOCK GLASS SLIDER	1.000	PC				
Code	Description	Qty	UOM																						
V11998A0	ZINC PLATED SCREW 5X30 TCB	2.000	PC																						
VM2471A0	BL SP LOWER CLAMP INT LOCK GLASS SLIDER	1.000	PC																						
VM2472A0	BL SP UPPER CLAMP INT LOCK GLASS SLIDER	1.000	PC																						
VM2503A	SLIDE TO FIX INTERNAL NON REMOV GLASS SP		KVM2503A	BL SP INT FIXED GLASS LOCK 2 PCS KIT	<table><tr><th>Code</th><th>Description</th><th>Qty</th><th>UOM</th></tr><tr><td>VM2503A0</td><td>SLIDE TO FIX INTERNAL NON REMOV GLASS SP</td><td>2.000</td><td>PC</td></tr></table>	Code	Description	Qty	UOM	VM2503A0	SLIDE TO FIX INTERNAL NON REMOV GLASS SP	2.000	PC												
Code	Description	Qty	UOM																						
VM2503A0	SLIDE TO FIX INTERNAL NON REMOV GLASS SP	2.000	PC																						
VM2464A	SHOP.PRO LEFT UPPER CAP DROP DOWN DOOR		KVM2464A	BL SP LEFT UPPER DROPDOWN DOOR CAP KIT	<table><tr><th>Code</th><th>Description</th><th>Qty</th><th>UOM</th></tr><tr><td>VM2464A0</td><td>SHOP.PRO LEFT UPPER CAP DROP DOWN DOOR</td><td>1.000</td><td>PC</td></tr></table>	Code	Description	Qty	UOM	VM2464A0	SHOP.PRO LEFT UPPER CAP DROP DOWN DOOR	1.000	PC												
Code	Description	Qty	UOM																						
VM2464A0	SHOP.PRO LEFT UPPER CAP DROP DOWN DOOR	1.000	PC																						


COMPONENT			SPARE PART																		
Code	Description	Image	Code	Description	Kit components																
VM2472A	BL SP UPPER CLAMP INT LOCK GLASS SLIDER		KVM2471A	BL SP INTERNAL GLASS LOCK HOLDER KIT	<table><tr><th>Code</th><th>Description</th><th>Qty</th><th>UOM</th></tr><tr><td>VI1998A0</td><td>ZINC PLATED SCREW 5X30 TCB</td><td>2.000</td><td>PC</td></tr><tr><td>VM2471A0</td><td>BL SP LOWER CLAMP INT LOCK GLASS SLIDER</td><td>1.000</td><td>PC</td></tr><tr><td>VM2472A0</td><td>BL SP UPPER CLAMP INT LOCK GLASS SLIDER</td><td>1.000</td><td>PC</td></tr></table>	Code	Description	Qty	UOM	VI1998A0	ZINC PLATED SCREW 5X30 TCB	2.000	PC	VM2471A0	BL SP LOWER CLAMP INT LOCK GLASS SLIDER	1.000	PC	VM2472A0	BL SP UPPER CLAMP INT LOCK GLASS SLIDER	1.000	PC
Code	Description	Qty	UOM																		
VI1998A0	ZINC PLATED SCREW 5X30 TCB	2.000	PC																		
VM2471A0	BL SP LOWER CLAMP INT LOCK GLASS SLIDER	1.000	PC																		
VM2472A0	BL SP UPPER CLAMP INT LOCK GLASS SLIDER	1.000	PC																		
VM2503A	SLIDE TO FIX INTERNAL NON REMOV GLASS SP		KVM2503A	BL SP INT FIXED GLASS LOCK 2 PCS KIT	<table><tr><th>Code</th><th>Description</th><th>Qty</th><th>UOM</th></tr><tr><td>VM2503A0</td><td>SLIDE TO FIX INTERNAL NON REMOV GLASS SP</td><td>2.000</td><td>PC</td></tr></table>	Code	Description	Qty	UOM	VM2503A0	SLIDE TO FIX INTERNAL NON REMOV GLASS SP	2.000	PC								
Code	Description	Qty	UOM																		
VM2503A0	SLIDE TO FIX INTERNAL NON REMOV GLASS SP	2.000	PC																		
VM2463A	SHOP.PRO RIGHT UPPER CAP DROP DOWN DOOR		KVM2463A	BL SP RIGHT UPPER DROPDOWN DOOR CAP KIT	<table><tr><th>Code</th><th>Description</th><th>Qty</th><th>UOM</th></tr><tr><td>VM2463A0</td><td>SHOP.PRO RIGHT UPPER CAP DROP DOWN DOOR</td><td>1.000</td><td>PC</td></tr></table>	Code	Description	Qty	UOM	VM2463A0	SHOP.PRO RIGHT UPPER CAP DROP DOWN DOOR	1.000	PC								
Code	Description	Qty	UOM																		
VM2463A0	SHOP.PRO RIGHT UPPER CAP DROP DOWN DOOR	1.000	PC																		
VM2461A	BL SP RIGHT LOWER DROPDOWN DOOR CAP KIT		KVM2461A	BL SP RIGHT LOWER DROPDOWN DOOR CAP KIT	<table><tr><th>Code</th><th>Description</th><th>Qty</th><th>UOM</th></tr><tr><td>VM2461A0</td><td>BL SP RIGHT LOWER DROPDOWN DOOR CAP KIT</td><td>1.000</td><td>PC</td></tr></table>	Code	Description	Qty	UOM	VM2461A0	BL SP RIGHT LOWER DROPDOWN DOOR CAP KIT	1.000	PC								
Code	Description	Qty	UOM																		
VM2461A0	BL SP RIGHT LOWER DROPDOWN DOOR CAP KIT	1.000	PC																		
VM2462A	BL SP LEFT LOWER DROPDOWN DOOR CAP		KVM2462A	BL SP LEFT LOWER DROPDOWN DOOR CAP KIT	<table><tr><th>Code</th><th>Description</th><th>Qty</th><th>UOM</th></tr><tr><td>VM2462A0</td><td>BL SP LEFT LOWER DROPDOWN DOOR CAP</td><td>1.000</td><td>PC</td></tr></table>	Code	Description	Qty	UOM	VM2462A0	BL SP LEFT LOWER DROPDOWN DOOR CAP	1.000	PC								
Code	Description	Qty	UOM																		
VM2462A0	BL SP LEFT LOWER DROPDOWN DOOR CAP	1.000	PC																		

COMPONENT			SPARE PART														
Code	Description	Image	Code	Description	Kit components												
VM1630A	INTERNAL GLASS PUSHING CAP		KVM1630A	CAP FOR INTERNAL GLASS 10 PCS KIT	<table><tr><th>Code</th><th>Description</th><th>Qty</th><th>UOM</th></tr><tr><td>VM1630A1</td><td>INTERNAL GLASS PUSHING CAP</td><td>10.000</td><td>PC</td></tr></table>	Code	Description	Qty	UOM	VM1630A1	INTERNAL GLASS PUSHING CAP	10.000	PC				
Code	Description	Qty	UOM														
VM1630A1	INTERNAL GLASS PUSHING CAP	10.000	PC														
VM2479A	BL SP GLASS H6 PUSHING BRACKET		KVM2479A	BL SHOP.PRO H6 GLASS SUPPORT 6 PCS KIT	<table><tr><th>Code</th><th>Description</th><th>Qty</th><th>UOM</th></tr><tr><td>VM1630A1</td><td>INTERNAL GLASS PUSHING CAP</td><td>6.000</td><td>PC</td></tr><tr><td>VM2479A0</td><td>BL SP GLASS H6 PUSHING BRACKET</td><td>6.000</td><td>PC</td></tr></table>	Code	Description	Qty	UOM	VM1630A1	INTERNAL GLASS PUSHING CAP	6.000	PC	VM2479A0	BL SP GLASS H6 PUSHING BRACKET	6.000	PC
Code	Description	Qty	UOM														
VM1630A1	INTERNAL GLASS PUSHING CAP	6.000	PC														
VM2479A0	BL SP GLASS H6 PUSHING BRACKET	6.000	PC														
CE1095A	4 POLES MICROFIT 2 M BUS CABLE		KCE1095A	4POLES 2M BUS CABLE KIT POWER-CONTROL	<table><tr><th>Code</th><th>Description</th><th>Qty</th><th>UOM</th></tr><tr><td>CE1095A0</td><td>4 POLES MICROFIT 2 M BUS CABLE</td><td>1.000</td><td>PC</td></tr></table>	Code	Description	Qty	UOM	CE1095A0	4 POLES MICROFIT 2 M BUS CABLE	1.000	PC				
Code	Description	Qty	UOM														
CE1095A0	4 POLES MICROFIT 2 M BUS CABLE	1.000	PC														
CE1285A	EMI ROUND FERRITE MOD.2643801502		OUTOFPRODUCTIO	ITEM OUT OF PRODUCTION													
CR1114A	BLSP ROSSELLA DROPDOWN DOOR HINGE		KCR1114A	BL SP ROSSELLA DROPDOWN DOOR HINGE KIT	<table><tr><th>Code</th><th>Description</th><th>Qty</th><th>UOM</th></tr><tr><td>CR1114A0</td><td>BLSP ROSSELLA DROPDOWN DOOR HINGE</td><td>1.000</td><td>PC</td></tr><tr><td>VI1875A0</td><td>SCREW M5X10 TC1/2T INOX</td><td>3.000</td><td>PC</td></tr></table>	Code	Description	Qty	UOM	CR1114A0	BLSP ROSSELLA DROPDOWN DOOR HINGE	1.000	PC	VI1875A0	SCREW M5X10 TC1/2T INOX	3.000	PC
Code	Description	Qty	UOM														
CR1114A0	BLSP ROSSELLA DROPDOWN DOOR HINGE	1.000	PC														
VI1875A0	SCREW M5X10 TC1/2T INOX	3.000	PC														


COMPONENT			SPARE PART																										
Code	Description	Image	Code	Description	Kit components																								
PE2109A	BAKERLUX SHOP.PRO TOUCH COMPLETE CONTROL		KPE2109A	BL SHOP.PRO TOUCH CONTROL BOARD KIT	<table><thead><tr><th>Code</th><th>Description</th><th>Qty</th><th>UOM</th></tr></thead><tbody><tr><td>PE2109A3</td><td>SP TOUCH COMPLETE CONTROL BOARD</td><td>1.000</td><td>PC</td></tr><tr><td>V11147A0</td><td>5X25 STAINLESS STEEL SCREW</td><td>2.000</td><td>PC</td></tr></tbody></table>	Code	Description	Qty	UOM	PE2109A3	SP TOUCH COMPLETE CONTROL BOARD	1.000	PC	V11147A0	5X25 STAINLESS STEEL SCREW	2.000	PC												
Code	Description	Qty	UOM																										
PE2109A3	SP TOUCH COMPLETE CONTROL BOARD	1.000	PC																										
V11147A0	5X25 STAINLESS STEEL SCREW	2.000	PC																										
VM2512A	BL SP DOOR-MICROSWITC H SOFT CLOSING		KVM2512A	BL SP DOOR-MICROSWITC H SOFT CLOSING KI	<table><thead><tr><th>Code</th><th>Description</th><th>Qty</th><th>UOM</th></tr></thead><tbody><tr><td>VM2512A0</td><td>BL SP DOOR-MICRO SWITCH SOFT CLOSING</td><td>1.000</td><td>PC</td></tr></tbody></table>	Code	Description	Qty	UOM	VM2512A0	BL SP DOOR-MICRO SWITCH SOFT CLOSING	1.000	PC																
Code	Description	Qty	UOM																										
VM2512A0	BL SP DOOR-MICRO SWITCH SOFT CLOSING	1.000	PC																										
VT1326A	SP ROSSELLA 557x439x4 EXTERNAL GLASS		KVT1326A	BL SHOP.PRO ROSSELLA EXTERNAL GLASS KIT	<table><thead><tr><th>Code</th><th>Description</th><th>Qty</th><th>UOM</th></tr></thead><tbody><tr><td>OB0387A0</td><td>SP ARI-ROS EXT GLASS SUPPORT PROFILE</td><td>2.000</td><td>PC</td></tr><tr><td>SL1186A0</td><td></td><td>2.000</td><td>PC</td></tr><tr><td>V11220A1</td><td>4,2x12 TCB SELF-TAPPIN G SCREW</td><td>6.000</td><td>PC</td></tr><tr><td>VT1326A1</td><td>SP ROSSELLA 557x439x4 EXTERNAL GLASS</td><td>1.000</td><td>PC</td></tr></tbody></table>	Code	Description	Qty	UOM	OB0387A0	SP ARI-ROS EXT GLASS SUPPORT PROFILE	2.000	PC	SL1186A0		2.000	PC	V11220A1	4,2x12 TCB SELF-TAPPIN G SCREW	6.000	PC	VT1326A1	SP ROSSELLA 557x439x4 EXTERNAL GLASS	1.000	PC				
Code	Description	Qty	UOM																										
OB0387A0	SP ARI-ROS EXT GLASS SUPPORT PROFILE	2.000	PC																										
SL1186A0		2.000	PC																										
V11220A1	4,2x12 TCB SELF-TAPPIN G SCREW	6.000	PC																										
VT1326A1	SP ROSSELLA 557x439x4 EXTERNAL GLASS	1.000	PC																										
			KDR1291A	BL SHOP.PRO ROSSELLA EXT LEFT DOOR KIT	<table><thead><tr><th>Code</th><th>Description</th><th>Qty</th><th>UOM</th></tr></thead><tbody><tr><td>OB1297A0</td><td>SP ARI-ROS RIGHT DOOR LEFT EXT COLUMN</td><td>1.000</td><td>PC</td></tr><tr><td>OB1298A0</td><td>SP ARI-ROS RIGHT DOOR LEFT INT COLUMN</td><td>1.000</td><td>PC</td></tr><tr><td>OB1299B0</td><td>SP ARI-ROS RIGHT DOOR RIGHT EXT COLUMN</td><td>1.000</td><td>PC</td></tr><tr><td>OB1300A0</td><td>SP ARI-ROS RIGHT DOOR RIGHT INT COLUMN</td><td>1.000</td><td>PC</td></tr><tr><td>CR1040A0</td><td>DOOR LATCH FOR EL.MECH. LOCKING SYSTEM</td><td>1.000</td><td>PC</td></tr></tbody></table>	Code	Description	Qty	UOM	OB1297A0	SP ARI-ROS RIGHT DOOR LEFT EXT COLUMN	1.000	PC	OB1298A0	SP ARI-ROS RIGHT DOOR LEFT INT COLUMN	1.000	PC	OB1299B0	SP ARI-ROS RIGHT DOOR RIGHT EXT COLUMN	1.000	PC	OB1300A0	SP ARI-ROS RIGHT DOOR RIGHT INT COLUMN	1.000	PC	CR1040A0	DOOR LATCH FOR EL.MECH. LOCKING SYSTEM	1.000	PC
Code	Description	Qty	UOM																										
OB1297A0	SP ARI-ROS RIGHT DOOR LEFT EXT COLUMN	1.000	PC																										
OB1298A0	SP ARI-ROS RIGHT DOOR LEFT INT COLUMN	1.000	PC																										
OB1299B0	SP ARI-ROS RIGHT DOOR RIGHT EXT COLUMN	1.000	PC																										
OB1300A0	SP ARI-ROS RIGHT DOOR RIGHT INT COLUMN	1.000	PC																										
CR1040A0	DOOR LATCH FOR EL.MECH. LOCKING SYSTEM	1.000	PC																										

COMPONENT			SPARE PART																																																																										
Code	Description	Image	Code	Description	Kit components																																																																								
VT1326A	SP ROSSELLA 557x439x4 EXTERNAL GLASS		KDR1291A	BL SHOP.PRO ROSSELLA EXT LEFT DOOR KIT	<table><thead><tr><th>Code</th><th>Description</th><th>Qty</th><th>UOM</th></tr></thead><tbody><tr><td>ML1005A0</td><td>DES DF0.6 H18 COMPRESSION N SPRING</td><td>2.000</td><td>PC</td></tr><tr><td>SL1186A0</td><td></td><td>2.000</td><td>PC</td></tr><tr><td>TB1563A0</td><td>DOOR LATERAL BEAM SP800</td><td>2.000</td><td>PC</td></tr><tr><td>TB3304A0</td><td>SHOP.PRO ARI-ROS FLAG DOOR HANDLE TUBE</td><td>1.000</td><td>PC</td></tr><tr><td>VI1036A0</td><td>ST STEEL STRIPED THREAD M10 FTT/C INSERT</td><td>1.000</td><td>PC</td></tr><tr><td>VI1147A0</td><td>5X25 STAINLESS STEEL SCREW</td><td>20.000</td><td>PC</td></tr><tr><td>VI1220A1</td><td>4,2x12 TCB SELF-TAPPIN G SCREW</td><td>14.000</td><td>PC</td></tr><tr><td>VI1998A0</td><td>ZINC PLATED SCREW 5X30 TCB</td><td>2.000</td><td>PC</td></tr><tr><td>VM1209A0</td><td>SHOP.PRO LOCK PIN WASHER</td><td>1.000</td><td>PC</td></tr><tr><td>VM1630A1</td><td>INTERNAL GLASS PUSHING CAP</td><td>4.000</td><td>PC</td></tr><tr><td>VM2274A0</td><td>GROOVED BUSHING</td><td>1.000</td><td>PC</td></tr><tr><td>VM2275A0</td><td>SMOOTH BUSHING</td><td>1.000</td><td>PC</td></tr><tr><td>VM2456A0</td><td>BAKERLUX SHOP.PRO HANDLE END</td><td>1.000</td><td>PC</td></tr><tr><td>VM2465A0</td><td>SP SIDE-OPENIN G DOOR RIGHT LOWER CAP KIT</td><td>1.000</td><td>PC</td></tr><tr><td>VM2466A0</td><td>BL SP LEFT LOWER LATERAL DOOR CAP</td><td>1.000</td><td>PC</td></tr><tr><td>VM2467A0</td><td>SP SIDE-OPENIN G DOOR RIGHT UPPER CAP KIT</td><td>1.000</td><td>PC</td></tr><tr><td>VM2468A0</td><td>BL SP LEFT UPPER LATERAL DOOR CAP</td><td>1.000</td><td>PC</td></tr></tbody></table>	Code	Description	Qty	UOM	ML1005A0	DES DF0.6 H18 COMPRESSION N SPRING	2.000	PC	SL1186A0		2.000	PC	TB1563A0	DOOR LATERAL BEAM SP800	2.000	PC	TB3304A0	SHOP.PRO ARI-ROS FLAG DOOR HANDLE TUBE	1.000	PC	VI1036A0	ST STEEL STRIPED THREAD M10 FTT/C INSERT	1.000	PC	VI1147A0	5X25 STAINLESS STEEL SCREW	20.000	PC	VI1220A1	4,2x12 TCB SELF-TAPPIN G SCREW	14.000	PC	VI1998A0	ZINC PLATED SCREW 5X30 TCB	2.000	PC	VM1209A0	SHOP.PRO LOCK PIN WASHER	1.000	PC	VM1630A1	INTERNAL GLASS PUSHING CAP	4.000	PC	VM2274A0	GROOVED BUSHING	1.000	PC	VM2275A0	SMOOTH BUSHING	1.000	PC	VM2456A0	BAKERLUX SHOP.PRO HANDLE END	1.000	PC	VM2465A0	SP SIDE-OPENIN G DOOR RIGHT LOWER CAP KIT	1.000	PC	VM2466A0	BL SP LEFT LOWER LATERAL DOOR CAP	1.000	PC	VM2467A0	SP SIDE-OPENIN G DOOR RIGHT UPPER CAP KIT	1.000	PC	VM2468A0	BL SP LEFT UPPER LATERAL DOOR CAP	1.000	PC
Code	Description	Qty	UOM																																																																										
ML1005A0	DES DF0.6 H18 COMPRESSION N SPRING	2.000	PC																																																																										
SL1186A0		2.000	PC																																																																										
TB1563A0	DOOR LATERAL BEAM SP800	2.000	PC																																																																										
TB3304A0	SHOP.PRO ARI-ROS FLAG DOOR HANDLE TUBE	1.000	PC																																																																										
VI1036A0	ST STEEL STRIPED THREAD M10 FTT/C INSERT	1.000	PC																																																																										
VI1147A0	5X25 STAINLESS STEEL SCREW	20.000	PC																																																																										
VI1220A1	4,2x12 TCB SELF-TAPPIN G SCREW	14.000	PC																																																																										
VI1998A0	ZINC PLATED SCREW 5X30 TCB	2.000	PC																																																																										
VM1209A0	SHOP.PRO LOCK PIN WASHER	1.000	PC																																																																										
VM1630A1	INTERNAL GLASS PUSHING CAP	4.000	PC																																																																										
VM2274A0	GROOVED BUSHING	1.000	PC																																																																										
VM2275A0	SMOOTH BUSHING	1.000	PC																																																																										
VM2456A0	BAKERLUX SHOP.PRO HANDLE END	1.000	PC																																																																										
VM2465A0	SP SIDE-OPENIN G DOOR RIGHT LOWER CAP KIT	1.000	PC																																																																										
VM2466A0	BL SP LEFT LOWER LATERAL DOOR CAP	1.000	PC																																																																										
VM2467A0	SP SIDE-OPENIN G DOOR RIGHT UPPER CAP KIT	1.000	PC																																																																										
VM2468A0	BL SP LEFT UPPER LATERAL DOOR CAP	1.000	PC																																																																										




COMPONENT			SPARE PART																																																
Code	Description	Image	Code	Description	Kit components																																														
VT1326A	SP ROSSELLA 557x439x4 EXTERNAL GLASS		KDR1291A	BL SHOP.PRO ROSSELLA EXT LEFT DOOR KIT	<table><thead><tr><th>Code</th><th>Description</th><th>Qty</th><th>UOM</th></tr></thead><tbody><tr><td>VM2470A0</td><td>SLIDE TO FIX INTERNAL GLASS SHOP.PRO</td><td>2.000</td><td>PC</td></tr><tr><td>VM2471A0</td><td>BL SP LOWER CLAMP INT LOCK GLASS SLIDER</td><td>1.000</td><td>PC</td></tr><tr><td>VM2472A0</td><td>BL SP UPPER CLAMP INT LOCK GLASS SLIDER</td><td>1.000</td><td>PC</td></tr><tr><td>VM2473A0</td><td>BL SP INT GLASS HINGE LOWER LOCK PIN</td><td>1.000</td><td>PC</td></tr><tr><td>VM2474A0</td><td>BL SP INT GLASS HINGE UPPER LOCK PIN</td><td>1.000</td><td>PC</td></tr><tr><td>VM2479A0</td><td>BL SP GLASS H6 PUSHING BRACKET</td><td>4.000</td><td>PC</td></tr><tr><td>VM2489A0</td><td>SP HANDLE END KIT + STYLUS KIT</td><td>1.000</td><td>PC</td></tr><tr><td>VM2504A0</td><td>DOWEL TO GUIDE SLIDE SPRING SHOP.PRO</td><td>2.000</td><td>PC</td></tr><tr><td>VM2527A0</td><td>STYLUS PEN FOR SP</td><td>1.000</td><td>PC</td></tr><tr><td>VT1326A1</td><td>SP ROSSELLA 557x439x4 EXTERNAL GLASS</td><td></td><td></td><td></td><td>1.000 PC</td></tr></tbody></table>	Code	Description	Qty	UOM	VM2470A0	SLIDE TO FIX INTERNAL GLASS SHOP.PRO	2.000	PC	VM2471A0	BL SP LOWER CLAMP INT LOCK GLASS SLIDER	1.000	PC	VM2472A0	BL SP UPPER CLAMP INT LOCK GLASS SLIDER	1.000	PC	VM2473A0	BL SP INT GLASS HINGE LOWER LOCK PIN	1.000	PC	VM2474A0	BL SP INT GLASS HINGE UPPER LOCK PIN	1.000	PC	VM2479A0	BL SP GLASS H6 PUSHING BRACKET	4.000	PC	VM2489A0	SP HANDLE END KIT + STYLUS KIT	1.000	PC	VM2504A0	DOWEL TO GUIDE SLIDE SPRING SHOP.PRO	2.000	PC	VM2527A0	STYLUS PEN FOR SP	1.000	PC	VT1326A1	SP ROSSELLA 557x439x4 EXTERNAL GLASS				1.000 PC
			Code	Description	Qty	UOM																																													
VM2470A0	SLIDE TO FIX INTERNAL GLASS SHOP.PRO	2.000	PC																																																
VM2471A0	BL SP LOWER CLAMP INT LOCK GLASS SLIDER	1.000	PC																																																
VM2472A0	BL SP UPPER CLAMP INT LOCK GLASS SLIDER	1.000	PC																																																
VM2473A0	BL SP INT GLASS HINGE LOWER LOCK PIN	1.000	PC																																																
VM2474A0	BL SP INT GLASS HINGE UPPER LOCK PIN	1.000	PC																																																
VM2479A0	BL SP GLASS H6 PUSHING BRACKET	4.000	PC																																																
VM2489A0	SP HANDLE END KIT + STYLUS KIT	1.000	PC																																																
VM2504A0	DOWEL TO GUIDE SLIDE SPRING SHOP.PRO	2.000	PC																																																
VM2527A0	STYLUS PEN FOR SP	1.000	PC																																																
VT1326A1	SP ROSSELLA 557x439x4 EXTERNAL GLASS				1.000 PC																																														
KDR1290A	BL SHOP.PRO ROSSELLA EXTERNAL DOOR KI	<table><thead><tr><th>Code</th><th>Description</th><th>Qty</th><th>UOM</th></tr></thead><tbody><tr><td>0B1297A0</td><td>SP ARI-ROS RIGHT DOOR LEFT EXT COLUMN</td><td>1.000</td><td>PC</td></tr><tr><td>0B1298A0</td><td>SP ARI-ROS RIGHT DOOR LEFT INT COLUMN</td><td>1.000</td><td>PC</td></tr><tr><td>0B1299B0</td><td>SP ARI-ROS RIGHT DOOR RIGHT EXT COLUMN</td><td>1.000</td><td>PC</td></tr><tr><td>0B1300A0</td><td>SP ARI-ROS RIGHT DOOR RIGHT INT COLUMN</td><td>1.000</td><td>PC</td></tr></tbody></table>	Code	Description	Qty	UOM	0B1297A0	SP ARI-ROS RIGHT DOOR LEFT EXT COLUMN	1.000	PC	0B1298A0	SP ARI-ROS RIGHT DOOR LEFT INT COLUMN	1.000	PC	0B1299B0	SP ARI-ROS RIGHT DOOR RIGHT EXT COLUMN	1.000	PC	0B1300A0	SP ARI-ROS RIGHT DOOR RIGHT INT COLUMN	1.000	PC																													
Code	Description	Qty	UOM																																																
0B1297A0	SP ARI-ROS RIGHT DOOR LEFT EXT COLUMN	1.000	PC																																																
0B1298A0	SP ARI-ROS RIGHT DOOR LEFT INT COLUMN	1.000	PC																																																
0B1299B0	SP ARI-ROS RIGHT DOOR RIGHT EXT COLUMN	1.000	PC																																																
0B1300A0	SP ARI-ROS RIGHT DOOR RIGHT INT COLUMN	1.000	PC																																																




COMPONENT			SPARE PART																																																																										
Code	Description	Image	Code	Description	Kit components																																																																								
VT1326A	SP ROSSELLA 557x439x4 EXTERNAL GLASS		KDR1290A	BL SHOP.PRO ROSSELLA EXTERNAL DOOR KI	<table><tr><th>Code</th><th>Description</th><th>Qty</th><th>UOM</th></tr><tr><td>CR1040A0</td><td>DOOR LATCH FOR EL.MECH. LOCKING SYSTEM</td><td>1.000</td><td>PC</td></tr><tr><td>ML1005A0</td><td>DES DF0.6 H18 COMPRESSIO N SPRING</td><td>2.000</td><td>PC</td></tr><tr><td>SL1186A0</td><td></td><td>2.000</td><td>PC</td></tr><tr><td>TB1563A0</td><td>DOOR LATERAL BEAM SP800</td><td>2.000</td><td>PC</td></tr><tr><td>TB3304A0</td><td>SHOP.PRO ARI-ROS FLAG DOOR HANDLE TUBE</td><td>1.000</td><td>PC</td></tr><tr><td>VI1036A0</td><td>ST STEEL STRIPED THREAD M10 FTT/C INSERT</td><td>1.000</td><td>PC</td></tr><tr><td>VI1147A0</td><td>5X25 STAINLESS STEEL SCREW</td><td>20.000</td><td>PC</td></tr><tr><td>VI1220A1</td><td>4,2x12 TCB SELF-TAPPIN G SCREW</td><td>14.000</td><td>PC</td></tr><tr><td>VI1998A0</td><td>ZINC PLATED SCREW 5X30 TCB</td><td>2.000</td><td>PC</td></tr><tr><td>VM1209A0</td><td>SHOP.PRO LOCK PIN WASHER</td><td>1.000</td><td>PC</td></tr><tr><td>VM1630A1</td><td>INTERNAL GLASS PUSHING CAP</td><td>4.000</td><td>PC</td></tr><tr><td>VM2274A0</td><td>GROOVED BUSHING</td><td>1.000</td><td>PC</td></tr><tr><td>VM2275A0</td><td>SMOOTH BUSHING</td><td>1.000</td><td>PC</td></tr><tr><td>VM2456A0</td><td>BAKERLUX SHOP.PRO HANDLE END</td><td>1.000</td><td>PC</td></tr><tr><td>VM2465A0</td><td>SP SIDE-OPENIN G DOOR RIGHT LOWER CAP KIT</td><td>1.000</td><td>PC</td></tr><tr><td>VM2466A0</td><td>BL SP LEFT LOWER LATERAL DOOR CAP</td><td>1.000</td><td>PC</td></tr><tr><td>VM2467A0</td><td>SP SIDE-OPENIN G DOOR RIGHT UPPER CAP KIT</td><td>1.000</td><td>PC</td></tr></table>	Code	Description	Qty	UOM	CR1040A0	DOOR LATCH FOR EL.MECH. LOCKING SYSTEM	1.000	PC	ML1005A0	DES DF0.6 H18 COMPRESSIO N SPRING	2.000	PC	SL1186A0		2.000	PC	TB1563A0	DOOR LATERAL BEAM SP800	2.000	PC	TB3304A0	SHOP.PRO ARI-ROS FLAG DOOR HANDLE TUBE	1.000	PC	VI1036A0	ST STEEL STRIPED THREAD M10 FTT/C INSERT	1.000	PC	VI1147A0	5X25 STAINLESS STEEL SCREW	20.000	PC	VI1220A1	4,2x12 TCB SELF-TAPPIN G SCREW	14.000	PC	VI1998A0	ZINC PLATED SCREW 5X30 TCB	2.000	PC	VM1209A0	SHOP.PRO LOCK PIN WASHER	1.000	PC	VM1630A1	INTERNAL GLASS PUSHING CAP	4.000	PC	VM2274A0	GROOVED BUSHING	1.000	PC	VM2275A0	SMOOTH BUSHING	1.000	PC	VM2456A0	BAKERLUX SHOP.PRO HANDLE END	1.000	PC	VM2465A0	SP SIDE-OPENIN G DOOR RIGHT LOWER CAP KIT	1.000	PC	VM2466A0	BL SP LEFT LOWER LATERAL DOOR CAP	1.000	PC	VM2467A0	SP SIDE-OPENIN G DOOR RIGHT UPPER CAP KIT	1.000	PC
Code	Description	Qty	UOM																																																																										
CR1040A0	DOOR LATCH FOR EL.MECH. LOCKING SYSTEM	1.000	PC																																																																										
ML1005A0	DES DF0.6 H18 COMPRESSIO N SPRING	2.000	PC																																																																										
SL1186A0		2.000	PC																																																																										
TB1563A0	DOOR LATERAL BEAM SP800	2.000	PC																																																																										
TB3304A0	SHOP.PRO ARI-ROS FLAG DOOR HANDLE TUBE	1.000	PC																																																																										
VI1036A0	ST STEEL STRIPED THREAD M10 FTT/C INSERT	1.000	PC																																																																										
VI1147A0	5X25 STAINLESS STEEL SCREW	20.000	PC																																																																										
VI1220A1	4,2x12 TCB SELF-TAPPIN G SCREW	14.000	PC																																																																										
VI1998A0	ZINC PLATED SCREW 5X30 TCB	2.000	PC																																																																										
VM1209A0	SHOP.PRO LOCK PIN WASHER	1.000	PC																																																																										
VM1630A1	INTERNAL GLASS PUSHING CAP	4.000	PC																																																																										
VM2274A0	GROOVED BUSHING	1.000	PC																																																																										
VM2275A0	SMOOTH BUSHING	1.000	PC																																																																										
VM2456A0	BAKERLUX SHOP.PRO HANDLE END	1.000	PC																																																																										
VM2465A0	SP SIDE-OPENIN G DOOR RIGHT LOWER CAP KIT	1.000	PC																																																																										
VM2466A0	BL SP LEFT LOWER LATERAL DOOR CAP	1.000	PC																																																																										
VM2467A0	SP SIDE-OPENIN G DOOR RIGHT UPPER CAP KIT	1.000	PC																																																																										





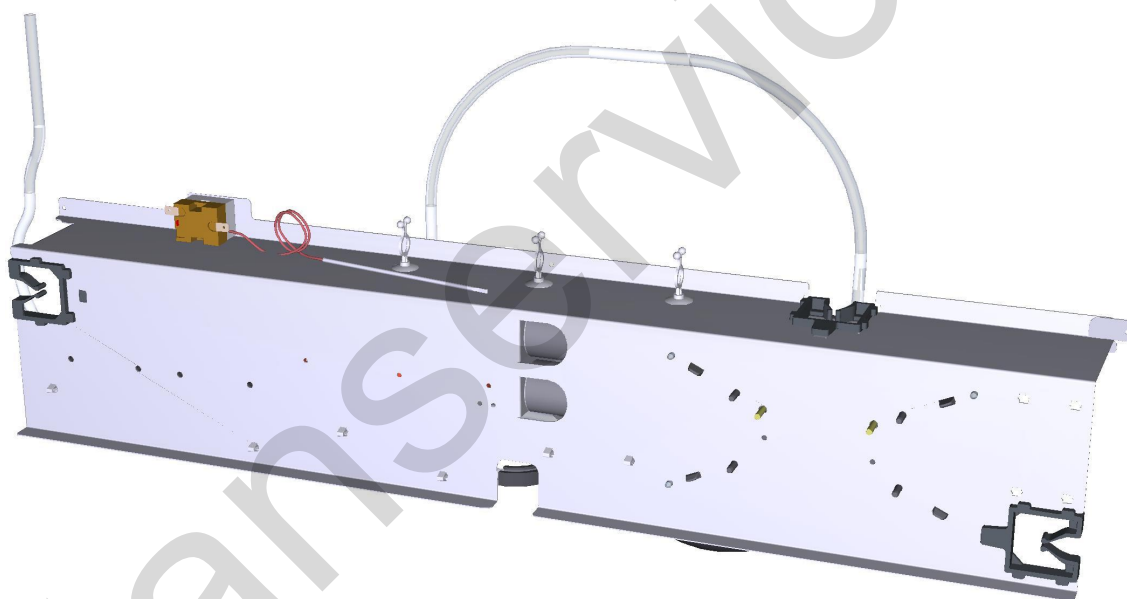
COMPONENT			SPARE PART																																																																										
Code	Description	Image	Code	Description	Kit components																																																																								
VT1326A	SP ROSSELLA 557x439x4 EXTERNAL GLASS		KDR1290A	BL SHOP.PRO ROSSELLA EXTERNAL DOOR KI	<table><thead><tr><th>Code</th><th>Description</th><th>Qty</th><th>UOM</th></tr></thead><tbody><tr><td>VM2468A0</td><td>BL SP LEFT UPPER LATERAL DOOR CAP</td><td>1.000</td><td>PC</td></tr><tr><td>VM2470A0</td><td>SLIDE TO FIX INTERNAL GLASS SHOP.PRO</td><td>2.000</td><td>PC</td></tr><tr><td>VM2471A0</td><td>BL SP LOWER CLAMP INT LOCK GLASS SLIDER</td><td>1.000</td><td>PC</td></tr><tr><td>VM2472A0</td><td>BL SP UPPER CLAMP INT LOCK GLASS SLIDER</td><td>1.000</td><td>PC</td></tr><tr><td>VM2473A0</td><td>BL SP INT GLASS HINGE LOWER LOCK PIN</td><td>1.000</td><td>PC</td></tr><tr><td>VM2474A0</td><td>BL SP INT GLASS HINGE UPPER LOCK PIN</td><td>1.000</td><td>PC</td></tr><tr><td>VM2479A0</td><td>BL SP GLASS H6 PUSHING BRACKET</td><td>4.000</td><td>PC</td></tr><tr><td>VM2489A0</td><td>SP HANDLE END KIT + STYLUS KIT</td><td>1.000</td><td>PC</td></tr><tr><td>VM2504A0</td><td>DOWEL TO GUIDE SLIDE SPRING SHOP.PRO</td><td>2.000</td><td>PC</td></tr><tr><td>VM2527A0</td><td>STYLUS PEN FOR SP</td><td>1.000</td><td>PC</td></tr><tr><td>VT1326A1</td><td>SP ROSSELLA 557x439x4 EXTERNAL GLASS</td><td></td><td></td><td></td><td><table><thead><tr><th>Code</th><th>Description</th><th>Qty</th><th>UOM</th></tr></thead><tbody><tr><td>0B1289A0</td><td>SP ARI-ROS DROPDOWN DOOR LEFT EXT COLUMN</td><td>1.000</td><td>PC</td></tr><tr><td>0B1290A0</td><td>SP ARI-ROS DROPDOWN DOOR LEFT INT COLUMN</td><td>1.000</td><td>PC</td></tr><tr><td>0B1291A0</td><td>SP ARI-ROS DROPDOWN DOOR RT EXT COLUMN</td><td>1.000</td><td>PC</td></tr></tbody></table></td></tr><tr><td></td><td></td><td></td><td>KDR1283A</td><td>BL SHOP.PRO ROSSELLA COMPLETE DOOR KIT</td><td></td></tr></tbody></table>	Code	Description	Qty	UOM	VM2468A0	BL SP LEFT UPPER LATERAL DOOR CAP	1.000	PC	VM2470A0	SLIDE TO FIX INTERNAL GLASS SHOP.PRO	2.000	PC	VM2471A0	BL SP LOWER CLAMP INT LOCK GLASS SLIDER	1.000	PC	VM2472A0	BL SP UPPER CLAMP INT LOCK GLASS SLIDER	1.000	PC	VM2473A0	BL SP INT GLASS HINGE LOWER LOCK PIN	1.000	PC	VM2474A0	BL SP INT GLASS HINGE UPPER LOCK PIN	1.000	PC	VM2479A0	BL SP GLASS H6 PUSHING BRACKET	4.000	PC	VM2489A0	SP HANDLE END KIT + STYLUS KIT	1.000	PC	VM2504A0	DOWEL TO GUIDE SLIDE SPRING SHOP.PRO	2.000	PC	VM2527A0	STYLUS PEN FOR SP	1.000	PC	VT1326A1	SP ROSSELLA 557x439x4 EXTERNAL GLASS				<table><thead><tr><th>Code</th><th>Description</th><th>Qty</th><th>UOM</th></tr></thead><tbody><tr><td>0B1289A0</td><td>SP ARI-ROS DROPDOWN DOOR LEFT EXT COLUMN</td><td>1.000</td><td>PC</td></tr><tr><td>0B1290A0</td><td>SP ARI-ROS DROPDOWN DOOR LEFT INT COLUMN</td><td>1.000</td><td>PC</td></tr><tr><td>0B1291A0</td><td>SP ARI-ROS DROPDOWN DOOR RT EXT COLUMN</td><td>1.000</td><td>PC</td></tr></tbody></table>	Code	Description	Qty	UOM	0B1289A0	SP ARI-ROS DROPDOWN DOOR LEFT EXT COLUMN	1.000	PC	0B1290A0	SP ARI-ROS DROPDOWN DOOR LEFT INT COLUMN	1.000	PC	0B1291A0	SP ARI-ROS DROPDOWN DOOR RT EXT COLUMN	1.000	PC				KDR1283A	BL SHOP.PRO ROSSELLA COMPLETE DOOR KIT	
			Code	Description	Qty	UOM																																																																							
VM2468A0	BL SP LEFT UPPER LATERAL DOOR CAP	1.000	PC																																																																										
VM2470A0	SLIDE TO FIX INTERNAL GLASS SHOP.PRO	2.000	PC																																																																										
VM2471A0	BL SP LOWER CLAMP INT LOCK GLASS SLIDER	1.000	PC																																																																										
VM2472A0	BL SP UPPER CLAMP INT LOCK GLASS SLIDER	1.000	PC																																																																										
VM2473A0	BL SP INT GLASS HINGE LOWER LOCK PIN	1.000	PC																																																																										
VM2474A0	BL SP INT GLASS HINGE UPPER LOCK PIN	1.000	PC																																																																										
VM2479A0	BL SP GLASS H6 PUSHING BRACKET	4.000	PC																																																																										
VM2489A0	SP HANDLE END KIT + STYLUS KIT	1.000	PC																																																																										
VM2504A0	DOWEL TO GUIDE SLIDE SPRING SHOP.PRO	2.000	PC																																																																										
VM2527A0	STYLUS PEN FOR SP	1.000	PC																																																																										
VT1326A1	SP ROSSELLA 557x439x4 EXTERNAL GLASS				<table><thead><tr><th>Code</th><th>Description</th><th>Qty</th><th>UOM</th></tr></thead><tbody><tr><td>0B1289A0</td><td>SP ARI-ROS DROPDOWN DOOR LEFT EXT COLUMN</td><td>1.000</td><td>PC</td></tr><tr><td>0B1290A0</td><td>SP ARI-ROS DROPDOWN DOOR LEFT INT COLUMN</td><td>1.000</td><td>PC</td></tr><tr><td>0B1291A0</td><td>SP ARI-ROS DROPDOWN DOOR RT EXT COLUMN</td><td>1.000</td><td>PC</td></tr></tbody></table>	Code	Description	Qty	UOM	0B1289A0	SP ARI-ROS DROPDOWN DOOR LEFT EXT COLUMN	1.000	PC	0B1290A0	SP ARI-ROS DROPDOWN DOOR LEFT INT COLUMN	1.000	PC	0B1291A0	SP ARI-ROS DROPDOWN DOOR RT EXT COLUMN	1.000	PC																																																								
Code	Description	Qty	UOM																																																																										
0B1289A0	SP ARI-ROS DROPDOWN DOOR LEFT EXT COLUMN	1.000	PC																																																																										
0B1290A0	SP ARI-ROS DROPDOWN DOOR LEFT INT COLUMN	1.000	PC																																																																										
0B1291A0	SP ARI-ROS DROPDOWN DOOR RT EXT COLUMN	1.000	PC																																																																										
			KDR1283A	BL SHOP.PRO ROSSELLA COMPLETE DOOR KIT																																																																									




COMPONENT			SPARE PART																																																																										
Code	Description	Image	Code	Description	Kit components																																																																								
VT1326A	SP ROSSELLA 557x439x4 EXTERNAL GLASS		KDR1283A	BL SHOP.PRO ROSSELLA COMPLETE DOOR KIT	<table><tr><th>Code</th><th>Description</th><th>Qty</th><th>UOM</th></tr><tr><td>OB1292A0</td><td>SP ARI-ROS DROPDOWN DOOR RT INNER COLUM</td><td>1.000</td><td>PC</td></tr><tr><td>CR1114A0</td><td>BLSP ROSSELLA DROPDOWN DOOR HINGE</td><td>2.000</td><td>PC</td></tr><tr><td>LP1050A0</td><td>BL SHOP.PRO L180 COMPLETE LED BAR</td><td>1.000</td><td>PC</td></tr><tr><td>SL1186A0</td><td></td><td>2.000</td><td>PC</td></tr><tr><td>TB1563A0</td><td>DOOR LATERAL BEAM SP800</td><td>1.000</td><td>PC</td></tr><tr><td>TB3302A0</td><td>TB3302A0</td><td>1.000</td><td>PC</td></tr><tr><td>VI1014A0</td><td>STAINLESS STEEL WASHER 4.5X9X0.8</td><td>1.000</td><td>PC</td></tr><tr><td>VI1147A0</td><td>5X25 STAINLESS STEEL SCREW</td><td>10.000</td><td>PC</td></tr><tr><td>VI1220A1</td><td>4,2x12 TCB SELF-TAPPIN G SCREW</td><td>10.000</td><td>PC</td></tr><tr><td>VI1875A0</td><td>SCREW M5X10 TC1/2T INOX</td><td>6.000</td><td>PC</td></tr><tr><td>VI1998A0</td><td>ZINC PLATED SCREW 5X30 TCB</td><td>2.000</td><td>PC</td></tr><tr><td>VM1630A1</td><td>INTERNAL GLASS PUSHING CAP</td><td>1.000</td><td>PC</td></tr><tr><td>VM2456A0</td><td>BAKERLUX SHOP.PRO HANDLE END</td><td>1.000</td><td>PC</td></tr><tr><td>VM2461A0</td><td>BL SP RIGHT LOWER DROPDOWN DOOR CAP KIT</td><td>1.000</td><td>PC</td></tr><tr><td>VM2462A0</td><td>BL SP LEFT LOWER DROPDOWN DOOR CAP</td><td>1.000</td><td>PC</td></tr><tr><td>VM2463A0</td><td>SHOP.PRO RIGHT UPPER CAP DROP DOWN DOOR</td><td>1.000</td><td>PC</td></tr><tr><td>VM2464A0</td><td>SHOP.PRO LEFT UPPER CAP DROP DOWN DOOR</td><td>1.000</td><td>PC</td></tr></table>	Code	Description	Qty	UOM	OB1292A0	SP ARI-ROS DROPDOWN DOOR RT INNER COLUM	1.000	PC	CR1114A0	BLSP ROSSELLA DROPDOWN DOOR HINGE	2.000	PC	LP1050A0	BL SHOP.PRO L180 COMPLETE LED BAR	1.000	PC	SL1186A0		2.000	PC	TB1563A0	DOOR LATERAL BEAM SP800	1.000	PC	TB3302A0	TB3302A0	1.000	PC	VI1014A0	STAINLESS STEEL WASHER 4.5X9X0.8	1.000	PC	VI1147A0	5X25 STAINLESS STEEL SCREW	10.000	PC	VI1220A1	4,2x12 TCB SELF-TAPPIN G SCREW	10.000	PC	VI1875A0	SCREW M5X10 TC1/2T INOX	6.000	PC	VI1998A0	ZINC PLATED SCREW 5X30 TCB	2.000	PC	VM1630A1	INTERNAL GLASS PUSHING CAP	1.000	PC	VM2456A0	BAKERLUX SHOP.PRO HANDLE END	1.000	PC	VM2461A0	BL SP RIGHT LOWER DROPDOWN DOOR CAP KIT	1.000	PC	VM2462A0	BL SP LEFT LOWER DROPDOWN DOOR CAP	1.000	PC	VM2463A0	SHOP.PRO RIGHT UPPER CAP DROP DOWN DOOR	1.000	PC	VM2464A0	SHOP.PRO LEFT UPPER CAP DROP DOWN DOOR	1.000	PC
Code	Description	Qty	UOM																																																																										
OB1292A0	SP ARI-ROS DROPDOWN DOOR RT INNER COLUM	1.000	PC																																																																										
CR1114A0	BLSP ROSSELLA DROPDOWN DOOR HINGE	2.000	PC																																																																										
LP1050A0	BL SHOP.PRO L180 COMPLETE LED BAR	1.000	PC																																																																										
SL1186A0		2.000	PC																																																																										
TB1563A0	DOOR LATERAL BEAM SP800	1.000	PC																																																																										
TB3302A0	TB3302A0	1.000	PC																																																																										
VI1014A0	STAINLESS STEEL WASHER 4.5X9X0.8	1.000	PC																																																																										
VI1147A0	5X25 STAINLESS STEEL SCREW	10.000	PC																																																																										
VI1220A1	4,2x12 TCB SELF-TAPPIN G SCREW	10.000	PC																																																																										
VI1875A0	SCREW M5X10 TC1/2T INOX	6.000	PC																																																																										
VI1998A0	ZINC PLATED SCREW 5X30 TCB	2.000	PC																																																																										
VM1630A1	INTERNAL GLASS PUSHING CAP	1.000	PC																																																																										
VM2456A0	BAKERLUX SHOP.PRO HANDLE END	1.000	PC																																																																										
VM2461A0	BL SP RIGHT LOWER DROPDOWN DOOR CAP KIT	1.000	PC																																																																										
VM2462A0	BL SP LEFT LOWER DROPDOWN DOOR CAP	1.000	PC																																																																										
VM2463A0	SHOP.PRO RIGHT UPPER CAP DROP DOWN DOOR	1.000	PC																																																																										
VM2464A0	SHOP.PRO LEFT UPPER CAP DROP DOWN DOOR	1.000	PC																																																																										



COMPONENT			SPARE PART										
Code	Description	Image	Code	Description	Kit components								
VT1326A	SP ROSSELLA 557x439x4 EXTERNAL GLASS		KDR1283A	BL SHOP.PRO ROSSELLA COMPLETE DOOR KIT	<table><tr><th>Code</th><th>Description</th><th>Qty</th><th>UOM</th></tr><tr><td>VM2471A0</td><td>BL SP LOWER CLAMP INT LOCK GLASS SLIDER</td><td>1.000</td><td>PC</td></tr></table>	Code	Description	Qty	UOM	VM2471A0	BL SP LOWER CLAMP INT LOCK GLASS SLIDER	1.000	PC
					Code	Description	Qty	UOM					
					VM2471A0	BL SP LOWER CLAMP INT LOCK GLASS SLIDER	1.000	PC					
					<table><tr><td>VM2472A0</td><td>BL SP UPPER CLAMP INT LOCK GLASS SLIDER</td><td>1.000</td><td>PC</td></tr></table>	VM2472A0	BL SP UPPER CLAMP INT LOCK GLASS SLIDER	1.000	PC				
					VM2472A0	BL SP UPPER CLAMP INT LOCK GLASS SLIDER	1.000	PC					
					<table><tr><td>VM2479A0</td><td>BL SP GLASS H6 PUSHING BRACKET</td><td>1.000</td><td>PC</td></tr></table>	VM2479A0	BL SP GLASS H6 PUSHING BRACKET	1.000	PC				
					VM2479A0	BL SP GLASS H6 PUSHING BRACKET	1.000	PC					
					<table><tr><td>VM2489A0</td><td>SP HANDLE END KIT + STYLUS KIT</td><td>1.000</td><td>PC</td></tr></table>	VM2489A0	SP HANDLE END KIT + STYLUS KIT	1.000	PC				
					VM2489A0	SP HANDLE END KIT + STYLUS KIT	1.000	PC					
					<table><tr><td>VM2503A0</td><td>SLIDE TO FIX INTERNAL NON REMOV GLASS SP</td><td>2.000</td><td>PC</td></tr></table>	VM2503A0	SLIDE TO FIX INTERNAL NON REMOV GLASS SP	2.000	PC				
VM2503A0	SLIDE TO FIX INTERNAL NON REMOV GLASS SP	2.000	PC										
<table><tr><td>VM2512A0</td><td>BL SP DOOR-MICRO SWITCH SOFT CLOSING</td><td>1.000</td><td>PC</td></tr></table>	VM2512A0	BL SP DOOR-MICRO SWITCH SOFT CLOSING	1.000	PC									
VM2512A0	BL SP DOOR-MICRO SWITCH SOFT CLOSING	1.000	PC										
<table><tr><td>VM2527A0</td><td>STYLUS PEN FOR SP</td><td>1.000</td><td>PC</td></tr></table>	VM2527A0	STYLUS PEN FOR SP	1.000	PC									
VM2527A0	STYLUS PEN FOR SP	1.000	PC										
<table><tr><td>VT1326A1</td><td>SP ROSSELLA 557x439x4 EXTERNAL GLASS</td><td>1.000</td><td>PC</td></tr></table>	VT1326A1	SP ROSSELLA 557x439x4 EXTERNAL GLASS	1.000	PC									
VT1326A1	SP ROSSELLA 557x439x4 EXTERNAL GLASS	1.000	PC										
<table><tr><td>VT1332A0</td><td>SP ROSSELLA 715x393.5x6 INNER GLASS</td><td>1.000</td><td>PC</td></tr></table>	VT1332A0	SP ROSSELLA 715x393.5x6 INNER GLASS	1.000	PC									
VT1332A0	SP ROSSELLA 715x393.5x6 INNER GLASS	1.000	PC										
VT1332A	SP ROSSELLA 715x393.5x6 INNER GLASS		KVT1332A	BL SP ROSSELLA INTERNAL GLASS KI	<table><tr><th>Code</th><th>Description</th><th>Qty</th><th>UOM</th></tr><tr><td>VT1332A0</td><td>SP ROSSELLA 715x393.5x6 INNER GLASS</td><td>1.000</td><td>PC</td></tr></table>	Code	Description	Qty	UOM	VT1332A0	SP ROSSELLA 715x393.5x6 INNER GLASS	1.000	PC
					Code	Description	Qty	UOM					
					VT1332A0	SP ROSSELLA 715x393.5x6 INNER GLASS	1.000	PC					






**ASM3440A/0.D00 - Electrical system****FRONT**





**ASM3440A/0.D00 - Electrical system****REAR**







COMPONENT			SPARE PART														
Code	Description	Image	Code	Description	Kit components												
0P1022A	COMPONENTS HOLDING PANEL ELE-ROS SP		0P1022A0	COMPONENTS HOLDING PANEL ELE-ROS SP													
VE1115A	20 A 230V 4 POLES MINICONTACTOR		KVE1115A	20A 230V 4 POLES MINICONTACTOR KI	<table><tr><th>Code</th><th>Description</th><th>Qty</th><th>UOM</th></tr><tr><td>VE1115A0</td><td>20 A 230V 4 POLES MINICONTACTOR OR</td><td>1.000</td><td>PC</td></tr><tr><td>VM1075A1</td><td>PLASTIC CLIP TO FIX CONTACTORS</td><td>4.000</td><td>PC</td></tr></table>	Code	Description	Qty	UOM	VE1115A0	20 A 230V 4 POLES MINICONTACTOR OR	1.000	PC	VM1075A1	PLASTIC CLIP TO FIX CONTACTORS	4.000	PC
Code	Description	Qty	UOM														
VE1115A0	20 A 230V 4 POLES MINICONTACTOR OR	1.000	PC														
VM1075A1	PLASTIC CLIP TO FIX CONTACTORS	4.000	PC														
VM1056A	SMALL CONTACTOR BRACKET VE1115A		VM1056A0	SMALL CONTACTOR BRACKET VE1115A													
RC1002A	JG 10M-8F TERMINAL REDUCTION FITTIN		KRC1002A	JG Ø10M-Ø8F REDUCING SPIGOT 10 PCS KIT	<table><tr><th>Code</th><th>Description</th><th>Qty</th><th>UOM</th></tr><tr><td>RC1002A0</td><td>JG 10M-8F TERMINAL REDUCTION FITTING</td><td>10.000</td><td>PC</td></tr></table>	Code	Description	Qty	UOM	RC1002A0	JG 10M-8F TERMINAL REDUCTION FITTING	10.000	PC				
Code	Description	Qty	UOM														
RC1002A0	JG 10M-8F TERMINAL REDUCTION FITTING	10.000	PC														
RC1365A	3/4"-10 JG FEMALE CONNECTION		KVL1135A	3/4-JG10 FITTING WITH FILTER AND VNR KIT	<table><tr><th>Code</th><th>Description</th><th>Qty</th><th>UOM</th></tr><tr><td>RC1360A0</td><td>10 - 10 JG ELBOW FITTIN</td><td>1.000</td><td>PC</td></tr><tr><td>VL1135A1</td><td></td><td>1.000</td><td>PC</td></tr></table>	Code	Description	Qty	UOM	RC1360A0	10 - 10 JG ELBOW FITTIN	1.000	PC	VL1135A1		1.000	PC
Code	Description	Qty	UOM														
RC1360A0	10 - 10 JG ELBOW FITTIN	1.000	PC														
VL1135A1		1.000	PC														



COMPONENT			SPARE PART																		
Code	Description	Image	Code	Description	Kit components																
PE2102A	BL Led/Touch/Plus 230V POWER BOARD KIT		KPE2102A	BL LED/TOUCH/MASTE R 230V POWER CARD KIT	<table><thead><tr><th>Code</th><th>Description</th><th>Qty</th><th>UOM</th></tr></thead><tbody><tr><td>PE2102A2</td><td>BL LED/TOUCH/P LUS 230V POWER BOAR</td><td>1.000</td><td>PC</td></tr><tr><td>V11988A0</td><td>AUTOTHREAD ING SCREW 4,2x19 TCB+ INOX</td><td>3.000</td><td>PC</td></tr><tr><td>VM1187A0</td><td>POWER BOARD FRAME SHOP.PRO</td><td>1.000</td><td>PC</td></tr></tbody></table>	Code	Description	Qty	UOM	PE2102A2	BL LED/TOUCH/P LUS 230V POWER BOAR	1.000	PC	V11988A0	AUTOTHREAD ING SCREW 4,2x19 TCB+ INOX	3.000	PC	VM1187A0	POWER BOARD FRAME SHOP.PRO	1.000	PC
Code	Description	Qty	UOM																		
PE2102A2	BL LED/TOUCH/P LUS 230V POWER BOAR	1.000	PC																		
V11988A0	AUTOTHREAD ING SCREW 4,2x19 TCB+ INOX	3.000	PC																		
VM1187A0	POWER BOARD FRAME SHOP.PRO	1.000	PC																		
VM1187A	POWER BOARD FRAME SHOP.PRO		VM1187A0	POWER BOARD FRAME SHOP.PRO																	
CE1356A	5X1.5 MMQ L1.5 MT POWER SUPPLY WIRE		CE1356A0	5X1.5 MMQ L1.5 MT POWER SUPPLY WIRE																	
CN1003A	6,3 Uf MOTOR CAPACITOR		KCN1003A	6,3 uF MOTOR CAPACITOR KIT	<table><thead><tr><th>Code</th><th>Description</th><th>Qty</th><th>UOM</th></tr></thead><tbody><tr><td>CN1003A0</td><td>6,3 Uf MOTOR CAPACITOR</td><td>1.000</td><td>PC</td></tr><tr><td>V11931A0</td><td>M8x1.65 H4 CH13 ZINC PLATED NUT</td><td>1.000</td><td>PC</td></tr><tr><td>V11932A0</td><td>D8 INDENTED ZINC PLATED WASHER</td><td>1.000</td><td>PC</td></tr></tbody></table>	Code	Description	Qty	UOM	CN1003A0	6,3 Uf MOTOR CAPACITOR	1.000	PC	V11931A0	M8x1.65 H4 CH13 ZINC PLATED NUT	1.000	PC	V11932A0	D8 INDENTED ZINC PLATED WASHER	1.000	PC
Code	Description	Qty	UOM																		
CN1003A0	6,3 Uf MOTOR CAPACITOR	1.000	PC																		
V11931A0	M8x1.65 H4 CH13 ZINC PLATED NUT	1.000	PC																		
V11932A0	D8 INDENTED ZINC PLATED WASHER	1.000	PC																		
MR1004A	41A 450V 7 POLES TERMINAL		KMR1004A	7FTW 1+2+3/4+5+6 TERMINAL BLOCK KIT	<table><thead><tr><th>Code</th><th>Description</th><th>Qty</th><th>UOM</th></tr></thead><tbody><tr><td>MR1004A1</td><td>41A 450V 7 POLES TERMINAL</td><td>1.000</td><td>PC</td></tr></tbody></table>	Code	Description	Qty	UOM	MR1004A1	41A 450V 7 POLES TERMINAL	1.000	PC								
Code	Description	Qty	UOM																		
MR1004A1	41A 450V 7 POLES TERMINAL	1.000	PC																		

COMPONENT			SPARE PART																										
Code	Description	Image	Code	Description	Kit components																								
RC1006A	D8 PET PIPE GUIDE BEND		KRC1006A	20 PCS. Ø8 PET PIPE GUIDE BEND KIT	<table><tr><th>Code</th><th>Description</th><th>Qty</th><th>UOM</th></tr><tr><td>RC1006A0</td><td>D8 PET PIPE GUIDE BEND</td><td>20.000</td><td>PC</td></tr></table>	Code	Description	Qty	UOM	RC1006A0	D8 PET PIPE GUIDE BEND	20.000	PC																
Code	Description	Qty	UOM																										
RC1006A0	D8 PET PIPE GUIDE BEND	20.000	PC																										
TB3283A	TB3283A0		KTb1959A	Ø8 TB1815 TRANSPARENT PIPE 5M KIT	<table><tr><th>Code</th><th>Description</th><th>Qty</th><th>UOM</th></tr><tr><td>TB1815A0</td><td>7,93x4,75 PE TRANSP. PIPE (JG #PE08100N)</td><td>5.000</td><td>M</td></tr></table>	Code	Description	Qty	UOM	TB1815A0	7,93x4,75 PE TRANSP. PIPE (JG #PE08100N)	5.000	M																
Code	Description	Qty	UOM																										
TB1815A0	7,93x4,75 PE TRANSP. PIPE (JG #PE08100N)	5.000	M																										
TR1136A	330°C 1 POLE SAFETY THERMOSTAT		KTR1136A	330°C SAFETY THERMOSTAT KIT	<table><tr><th>Code</th><th>Description</th><th>Qty</th><th>UOM</th></tr><tr><td>0H7030A0</td><td>THERMOSTAT BULB INLET COVER</td><td>1.000</td><td>PC</td></tr><tr><td>GN1531A0</td><td>THERMOSTAT BULB INLET SEALING</td><td>1.000</td><td>PC</td></tr><tr><td>SL1045A0</td><td>S57 BLACK SILICONE - 80ml CARTRIDGE</td><td>1.000</td><td>PC</td></tr><tr><td>TR1136A0</td><td>330°C 1 POLE SAFETY THERMOSTAT</td><td>1.000</td><td>PC</td></tr><tr><td>VI1220A1</td><td>4,2x12 TCB SELF-TAPPING SCREW</td><td>3.000</td><td>PC</td></tr></table>	Code	Description	Qty	UOM	0H7030A0	THERMOSTAT BULB INLET COVER	1.000	PC	GN1531A0	THERMOSTAT BULB INLET SEALING	1.000	PC	SL1045A0	S57 BLACK SILICONE - 80ml CARTRIDGE	1.000	PC	TR1136A0	330°C 1 POLE SAFETY THERMOSTAT	1.000	PC	VI1220A1	4,2x12 TCB SELF-TAPPING SCREW	3.000	PC
Code	Description	Qty	UOM																										
0H7030A0	THERMOSTAT BULB INLET COVER	1.000	PC																										
GN1531A0	THERMOSTAT BULB INLET SEALING	1.000	PC																										
SL1045A0	S57 BLACK SILICONE - 80ml CARTRIDGE	1.000	PC																										
TR1136A0	330°C 1 POLE SAFETY THERMOSTAT	1.000	PC																										
VI1220A1	4,2x12 TCB SELF-TAPPING SCREW	3.000	PC																										
VI1328A	VI1328A0		VI1328A0	VI1328A0																									

COMPONENT			SPARE PART														
Code	Description	Image	Code	Description	Kit components												
VM1188A	POWER BOARD WIRES PASS-THROUGH		KVM1188A	POWER BOARD WIRES PASS-THROUGH 10PCS KIT	<table><tr><th>Code</th><th>Description</th><th>Qty</th><th>UOM</th></tr><tr><td>VM1188A0</td><td>POWER BOARD WIRES PASS-THROUGH</td><td>10.000</td><td>PC</td></tr></table>	Code	Description	Qty	UOM	VM1188A0	POWER BOARD WIRES PASS-THROUGH	10.000	PC				
Code	Description	Qty	UOM														
VM1188A0	POWER BOARD WIRES PASS-THROUGH	10.000	PC														
VM2482A	ELECTR COMPONENTS HOLDER FRAME SHOP.PRO		KVM2482A	BAKERLUX SP ELECTR COMPONENTS HOLDER KIT	<table><tr><th>Code</th><th>Description</th><th>Qty</th><th>UOM</th></tr><tr><td>VM2482A0</td><td>ELECTR COMPONENT S HOLDER FRAME SHOP.PRO</td><td>1.000</td><td>PC</td></tr><tr><td>VM2484A0</td><td>ELECTRICAL CONNECTION CABLE CLAMP</td><td>1.000</td><td>PC</td></tr></table>	Code	Description	Qty	UOM	VM2482A0	ELECTR COMPONENT S HOLDER FRAME SHOP.PRO	1.000	PC	VM2484A0	ELECTRICAL CONNECTION CABLE CLAMP	1.000	PC
Code	Description	Qty	UOM														
VM2482A0	ELECTR COMPONENT S HOLDER FRAME SHOP.PRO	1.000	PC														
VM2484A0	ELECTRICAL CONNECTION CABLE CLAMP	1.000	PC														
VM2483A	COMPONENTS HOLDER COVER SHOP.PRO		KVM2483A	BL SHOP.PRO COMPONENTS HOLDER COVER KIT	<table><tr><th>Code</th><th>Description</th><th>Qty</th><th>UOM</th></tr><tr><td>VM2483A1</td><td>SHOP PRO COMPONENT S HOLDER COVER</td><td>1.000</td><td>PC</td></tr></table>	Code	Description	Qty	UOM	VM2483A1	SHOP PRO COMPONENT S HOLDER COVER	1.000	PC				
Code	Description	Qty	UOM														
VM2483A1	SHOP PRO COMPONENT S HOLDER COVER	1.000	PC														
VM2484A	ELECTRICAL CONNECTION CABLE CLAMP		KVM2484A	CABLE LOCKS ELECTRICAL CONNECTION KIT	<table><tr><th>Code</th><th>Description</th><th>Qty</th><th>UOM</th></tr><tr><td>VM2484A0</td><td>ELECTRICAL CONNECTION CABLE CLAMP</td><td>1.000</td><td>PC</td></tr></table>	Code	Description	Qty	UOM	VM2484A0	ELECTRICAL CONNECTION CABLE CLAMP	1.000	PC				
Code	Description	Qty	UOM														
VM2484A0	ELECTRICAL CONNECTION CABLE CLAMP	1.000	PC														
			KVM2482A	BAKERLUX SP ELECTR COMPONENTS HOLDER KIT	<table><tr><th>Code</th><th>Description</th><th>Qty</th><th>UOM</th></tr><tr><td>VM2482A0</td><td>ELECTR COMPONENT S HOLDER FRAME SHOP.PRO</td><td>1.000</td><td>PC</td></tr><tr><td>VM2484A0</td><td>ELECTRICAL CONNECTION CABLE CLAMP</td><td>1.000</td><td>PC</td></tr></table>	Code	Description	Qty	UOM	VM2482A0	ELECTR COMPONENT S HOLDER FRAME SHOP.PRO	1.000	PC	VM2484A0	ELECTRICAL CONNECTION CABLE CLAMP	1.000	PC
Code	Description	Qty	UOM														
VM2482A0	ELECTR COMPONENT S HOLDER FRAME SHOP.PRO	1.000	PC														
VM2484A0	ELECTRICAL CONNECTION CABLE CLAMP	1.000	PC														