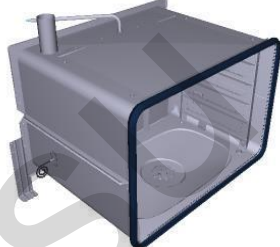



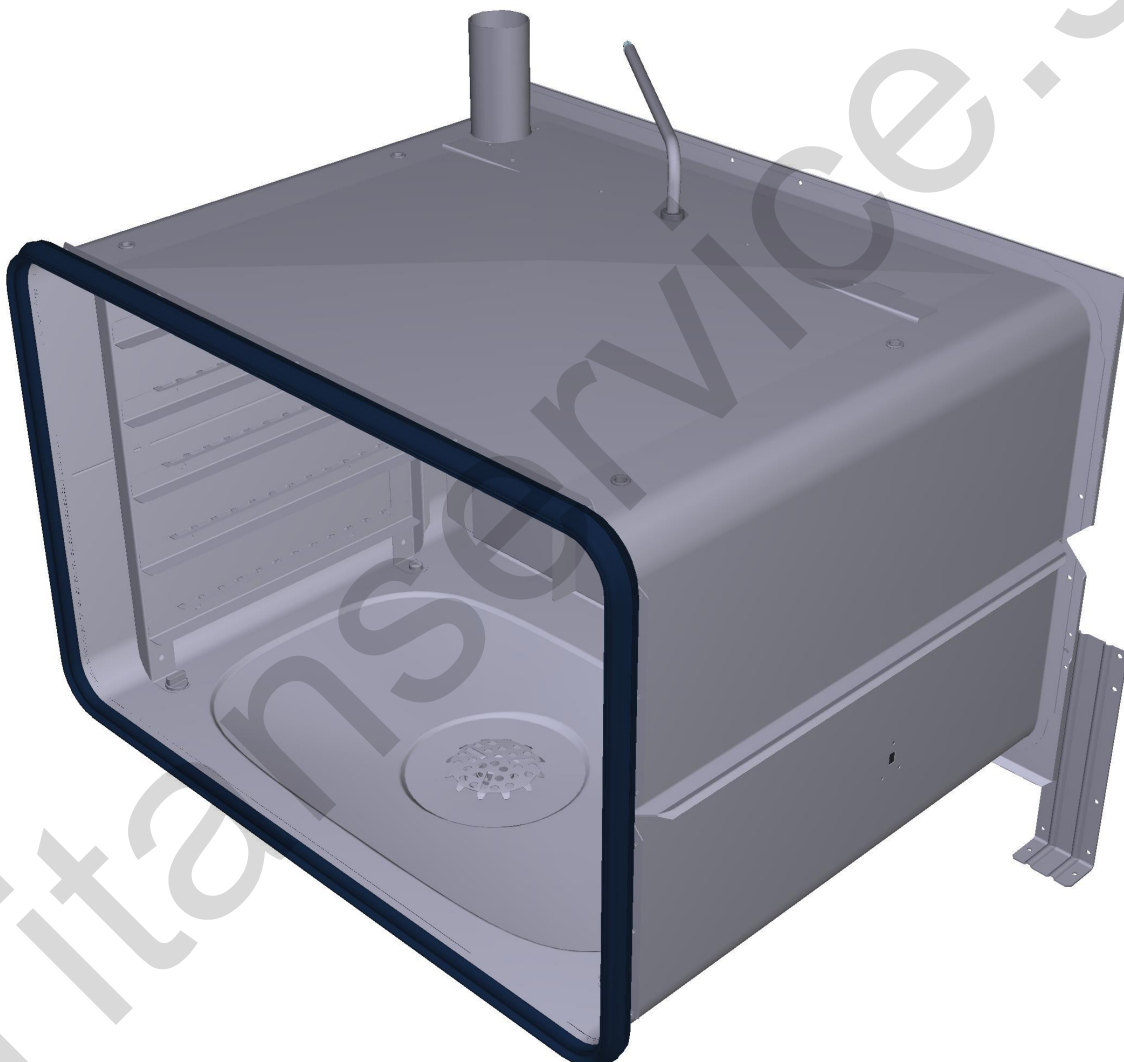












Assembly code	Assembly description	Assembly image
ASM2911B/0.D05	Cooking chamber	
ASM2916C/0.D01	External cover	
ASM2921B/0.D04	Door	
ASM2926A/0.D03	Electrical system	

**ASM2911B/0.D05 - Cooking chamber****FRONT**


**ASM2911B/0.D05 - Cooking chamber****REAR**

COMPONENT			SPARE PART																																		
Code	Description	Image	Code	Description	Kit components																																
OG1558A	FAN GUARD SPACE		K0G1558A	SPACER FAN GUARD KIT	<table><tr><th>Code</th><th>Description</th><th>Qty</th><th>UOM</th></tr><tr><td>OG1558A0</td><td>FAN GUARD SPACER</td><td>1.000</td><td>PC</td></tr></table>	Code	Description	Qty	UOM	OG1558A0	FAN GUARD SPACER	1.000	PC																								
Code	Description	Qty	UOM																																		
OG1558A0	FAN GUARD SPACER	1.000	PC																																		
0H2551A	XBC/XVC ST.STEEL DRAIN COVER		K0H2551A	DRAIN COVER KIT	<table><tr><th>Code</th><th>Description</th><th>Qty</th><th>UOM</th></tr><tr><td>0H2551A0</td><td>XBC/XVC ST.STEEL DRAIN COVER</td><td>1.000</td><td>PC</td></tr></table>	Code	Description	Qty	UOM	0H2551A0	XBC/XVC ST.STEEL DRAIN COVER	1.000	PC																								
Code	Description	Qty	UOM																																		
0H2551A0	XBC/XVC ST.STEEL DRAIN COVER	1.000	PC																																		
0H2730A	ZINC PLATED MUFFLE SUPPORT BRACKET		0H2730A1	ZINC PLATED MUFFLE SUPPORT BRACKET																																	
RS1180A	9 KW 230V 6 TURNS CIRC. HEATING ELEMENT		KRS1180A	9kW 6 TURNS CIRC. HEATING ELEMENT KIT	<table><tr><th>Code</th><th>Description</th><th>Qty</th><th>UOM</th></tr><tr><td>GN1671A0</td><td>141X22 G8.5 ELEMENT ARMED GASKET</td><td>1.000</td><td>PC</td></tr><tr><td>RS1180A1</td><td>9 KW 230V 6 TURNS CIRC. HEATING ELEMENT</td><td>1.000</td><td>PC</td></tr><tr><td>SL1045A0</td><td>S57 BLACK SILICONE - 80ml CARTRIDGE</td><td>1.000</td><td>PC</td></tr><tr><td>VI1032A0</td><td>M4x16 TCB+ ST.STEEL SCREW</td><td>1.000</td><td>PC</td></tr><tr><td>VI1075A0</td><td>NUT M4 H=4 UNI5587 INOX</td><td>1.000</td><td>PC</td></tr><tr><td>VI1220A1</td><td>4,2x12 TCB SELF-TAPPIN G SCREW</td><td>6.000</td><td>PC</td></tr><tr><td>VI1511A0</td><td>STAINLESS STEEL WASHER 4.2X12X1</td><td>1.000</td><td>PC</td></tr></table>	Code	Description	Qty	UOM	GN1671A0	141X22 G8.5 ELEMENT ARMED GASKET	1.000	PC	RS1180A1	9 KW 230V 6 TURNS CIRC. HEATING ELEMENT	1.000	PC	SL1045A0	S57 BLACK SILICONE - 80ml CARTRIDGE	1.000	PC	VI1032A0	M4x16 TCB+ ST.STEEL SCREW	1.000	PC	VI1075A0	NUT M4 H=4 UNI5587 INOX	1.000	PC	VI1220A1	4,2x12 TCB SELF-TAPPIN G SCREW	6.000	PC	VI1511A0	STAINLESS STEEL WASHER 4.2X12X1	1.000	PC
Code	Description	Qty	UOM																																		
GN1671A0	141X22 G8.5 ELEMENT ARMED GASKET	1.000	PC																																		
RS1180A1	9 KW 230V 6 TURNS CIRC. HEATING ELEMENT	1.000	PC																																		
SL1045A0	S57 BLACK SILICONE - 80ml CARTRIDGE	1.000	PC																																		
VI1032A0	M4x16 TCB+ ST.STEEL SCREW	1.000	PC																																		
VI1075A0	NUT M4 H=4 UNI5587 INOX	1.000	PC																																		
VI1220A1	4,2x12 TCB SELF-TAPPIN G SCREW	6.000	PC																																		
VI1511A0	STAINLESS STEEL WASHER 4.2X12X1	1.000	PC																																		




COMPONENT			SPARE PART																														
Code	Description	Image	Code	Description	Kit components																												
GN1672A	BREAKING ELEMENT GASKET		KG1672A	71x19 HEATING ELEMENT GASKET 5 PCS KIT	<table><tr><th>Code</th><th>Description</th><th>Qty</th><th>UOM</th></tr><tr><td>GN1672A1</td><td>BREAKING ELEMENT GASKET</td><td>5.000</td><td>PC</td></tr></table>	Code	Description	Qty	UOM	GN1672A1	BREAKING ELEMENT GASKET	5.000	PC																				
Code	Description	Qty	UOM																														
GN1672A1	BREAKING ELEMENT GASKET	5.000	PC																														
RS1215B	1 TURN 147W 105V FLAT ELEMENT		KRS1034A	MM 147W MOTOR BRAKING ELEMENT KIT	<table><tr><th>Code</th><th>Description</th><th>Qty</th><th>UOM</th></tr><tr><td>GN1672A1</td><td>BREAKING ELEMENT GASKET</td><td>1.000</td><td>PC</td></tr><tr><td>RS1034A0</td><td>1 TURN 147W 105V FLAT ELEMENT</td><td>1.000</td><td>PC</td></tr><tr><td>SL1045A0</td><td>S57 BLACK SILICONE - 80ml CARTRIDGE</td><td>1.000</td><td>PC</td></tr><tr><td>VI1220A1</td><td>4,2x12 TCB SELF-TAPPIN G SCREW</td><td>2.000</td><td>PC</td></tr></table>	Code	Description	Qty	UOM	GN1672A1	BREAKING ELEMENT GASKET	1.000	PC	RS1034A0	1 TURN 147W 105V FLAT ELEMENT	1.000	PC	SL1045A0	S57 BLACK SILICONE - 80ml CARTRIDGE	1.000	PC	VI1220A1	4,2x12 TCB SELF-TAPPIN G SCREW	2.000	PC								
Code	Description	Qty	UOM																														
GN1672A1	BREAKING ELEMENT GASKET	1.000	PC																														
RS1034A0	1 TURN 147W 105V FLAT ELEMENT	1.000	PC																														
SL1045A0	S57 BLACK SILICONE - 80ml CARTRIDGE	1.000	PC																														
VI1220A1	4,2x12 TCB SELF-TAPPIN G SCREW	2.000	PC																														
GN1285A	NTC TEMPERATURE PROBE SEALING		KTR1106B	MIND.Maps L2000 CHAMBER TEMP. PROBE KIT	<table><tr><th>Code</th><th>Description</th><th>Qty</th><th>UOM</th></tr><tr><td>GN1285A0</td><td>NTC TEMPERATUR E PROBE SEALING</td><td>1.000</td><td>PC</td></tr><tr><td>SL1045A0</td><td>S57 BLACK SILICONE - 80ml CARTRIDGE</td><td>1.000</td><td>PC</td></tr><tr><td>TR1106B0</td><td>PT100 L=2000 TEMPERATUR E PROBE</td><td>1.000</td><td>PC</td></tr><tr><td>VI1220A1</td><td>4,2x12 TCB SELF-TAPPIN G SCREW</td><td>2.000</td><td>PC</td></tr><tr><td>VM1464A1</td><td>CT BT TEMPERATUR E PROBE COVER</td><td>1.000</td><td>PC</td></tr><tr><td>VM1465A1</td><td>CT BT TEMPERATUR E PROBE COVER</td><td>1.000</td><td>PC</td></tr></table>	Code	Description	Qty	UOM	GN1285A0	NTC TEMPERATUR E PROBE SEALING	1.000	PC	SL1045A0	S57 BLACK SILICONE - 80ml CARTRIDGE	1.000	PC	TR1106B0	PT100 L=2000 TEMPERATUR E PROBE	1.000	PC	VI1220A1	4,2x12 TCB SELF-TAPPIN G SCREW	2.000	PC	VM1464A1	CT BT TEMPERATUR E PROBE COVER	1.000	PC	VM1465A1	CT BT TEMPERATUR E PROBE COVER	1.000	PC
Code	Description	Qty	UOM																														
GN1285A0	NTC TEMPERATUR E PROBE SEALING	1.000	PC																														
SL1045A0	S57 BLACK SILICONE - 80ml CARTRIDGE	1.000	PC																														
TR1106B0	PT100 L=2000 TEMPERATUR E PROBE	1.000	PC																														
VI1220A1	4,2x12 TCB SELF-TAPPIN G SCREW	2.000	PC																														
VM1464A1	CT BT TEMPERATUR E PROBE COVER	1.000	PC																														
VM1465A1	CT BT TEMPERATUR E PROBE COVER	1.000	PC																														
			KTR1106A	5-5E S. L2000 CHAMBER TEMP. PROBE KIT	<table><tr><th>Code</th><th>Description</th><th>Qty</th><th>UOM</th></tr><tr><td>GN1285A0</td><td>NTC TEMPERATUR E PROBE SEALING</td><td>1.000</td><td>PC</td></tr></table>	Code	Description	Qty	UOM	GN1285A0	NTC TEMPERATUR E PROBE SEALING	1.000	PC																				
Code	Description	Qty	UOM																														
GN1285A0	NTC TEMPERATUR E PROBE SEALING	1.000	PC																														








COMPONENT			SPARE PART																																			
Code	Description	Image	Code	Description	Kit components																																	
GN1285A	NTC TEMPERATURE PROBE SEALING		KTR1106A	5-5E S. L2000 CHAMBER TEMP. PROBE KIT	<table><tr><th>Code</th><th>Description</th><th>Qty</th><th>UOM</th></tr><tr><td>SL1045A0</td><td>S57 BLACK SILICONE - 80ml CARTRIDGE</td><td>1.000</td><td>PC</td></tr><tr><td>TR1106A3</td><td>PT100 L=2000 TEMPERATUR E PROBE</td><td>1.000</td><td>PC</td></tr><tr><td>VI1220A1</td><td>4,2x12 TCB SELF-TAPPIN G SCREW</td><td>2.000</td><td>PC</td></tr><tr><td>VM1465A1</td><td>CT BT TEMPERATUR E PROBE COVER</td><td>1.000</td><td>PC</td></tr></table>	Code	Description	Qty	UOM	SL1045A0	S57 BLACK SILICONE - 80ml CARTRIDGE	1.000	PC	TR1106A3	PT100 L=2000 TEMPERATUR E PROBE	1.000	PC	VI1220A1	4,2x12 TCB SELF-TAPPIN G SCREW	2.000	PC	VM1465A1	CT BT TEMPERATUR E PROBE COVER	1.000	PC													
			Code	Description	Qty	UOM																																
			SL1045A0	S57 BLACK SILICONE - 80ml CARTRIDGE	1.000	PC																																
TR1106A3	PT100 L=2000 TEMPERATUR E PROBE	1.000	PC																																			
VI1220A1	4,2x12 TCB SELF-TAPPIN G SCREW	2.000	PC																																			
VM1465A1	CT BT TEMPERATUR E PROBE COVER	1.000	PC																																			
KTR1105A	PT100 L1000 TEMPERATURE PROBE KIT	<table><tr><th>Code</th><th>Description</th><th>Qty</th><th>UOM</th></tr><tr><td>GN1120A1</td><td>NTC TEMPERATUR E PROBE SEAL</td><td>1.000</td><td>PC</td></tr><tr><td>GN1285A0</td><td>NTC TEMPERATUR E PROBE SEALING</td><td>1.000</td><td>PC</td></tr><tr><td>SL1045A0</td><td>S57 BLACK SILICONE - 80ml CARTRIDGE</td><td>1.000</td><td>PC</td></tr><tr><td>TR1105A4</td><td>L1000 PT100 TEMPERATUR E PROBE</td><td>1.000</td><td>PC</td></tr><tr><td>VI1220A1</td><td>4,2x12 TCB SELF-TAPPIN G SCREW</td><td>2.000</td><td>PC</td></tr><tr><td>VM1464A1</td><td>CT BT TEMPERATUR E PROBE COVER</td><td>1.000</td><td>PC</td></tr><tr><td>VM1465A1</td><td>CT BT TEMPERATUR E PROBE COVER</td><td>1.000</td><td>PC</td></tr><tr><td>VM2052A0</td><td>LM CORE PROBE COVE</td><td>1.000</td><td>PC</td></tr></table>	Code	Description	Qty	UOM	GN1120A1	NTC TEMPERATUR E PROBE SEAL	1.000	PC	GN1285A0	NTC TEMPERATUR E PROBE SEALING	1.000	PC	SL1045A0	S57 BLACK SILICONE - 80ml CARTRIDGE	1.000	PC	TR1105A4	L1000 PT100 TEMPERATUR E PROBE	1.000	PC	VI1220A1	4,2x12 TCB SELF-TAPPIN G SCREW	2.000	PC	VM1464A1	CT BT TEMPERATUR E PROBE COVER	1.000	PC	VM1465A1	CT BT TEMPERATUR E PROBE COVER	1.000	PC	VM2052A0	LM CORE PROBE COVE	1.000	PC
Code	Description	Qty	UOM																																			
GN1120A1	NTC TEMPERATUR E PROBE SEAL	1.000	PC																																			
GN1285A0	NTC TEMPERATUR E PROBE SEALING	1.000	PC																																			
SL1045A0	S57 BLACK SILICONE - 80ml CARTRIDGE	1.000	PC																																			
TR1105A4	L1000 PT100 TEMPERATUR E PROBE	1.000	PC																																			
VI1220A1	4,2x12 TCB SELF-TAPPIN G SCREW	2.000	PC																																			
VM1464A1	CT BT TEMPERATUR E PROBE COVER	1.000	PC																																			
VM1465A1	CT BT TEMPERATUR E PROBE COVER	1.000	PC																																			
VM2052A0	LM CORE PROBE COVE	1.000	PC																																			
KTR1096A	NTC 150 L=1500 TEMPERATURE PROBE KIT	<table><tr><th>Code</th><th>Description</th><th>Qty</th><th>UOM</th></tr><tr><td>GN1120A1</td><td>NTC TEMPERATUR E PROBE SEAL</td><td>1.000</td><td>PC</td></tr><tr><td>GN1285A0</td><td>NTC TEMPERATUR E PROBE SEALING</td><td>2.000</td><td>PC</td></tr></table>	Code	Description	Qty	UOM	GN1120A1	NTC TEMPERATUR E PROBE SEAL	1.000	PC	GN1285A0	NTC TEMPERATUR E PROBE SEALING	2.000	PC																								
Code	Description	Qty	UOM																																			
GN1120A1	NTC TEMPERATUR E PROBE SEAL	1.000	PC																																			
GN1285A0	NTC TEMPERATUR E PROBE SEALING	2.000	PC																																			








COMPONENT			SPARE PART																											
Code	Description	Image	Code	Description	Kit components																									
GN1285A	NTC TEMPERATURE PROBE SEALING		KTR1096A	NTC 150 L=1500 TEMPERATURE PROBE KIT	<table><tr><th>Code</th><th>Description</th><th>Qty</th><th>UOM</th></tr><tr><td>SL1045A0</td><td>S57 BLACK SILICONE - 80ml CARTRIDGE</td><td>1.000</td><td>PC</td></tr><tr><td>TR1096A0</td><td>TEMPERATUR E PROBE NTC 150 L=1500</td><td>1.000</td><td>PC</td></tr><tr><td>VI1220A1</td><td>4,2x12 TCB SELF-TAPPIN G SCREW</td><td>2.000</td><td>PC</td></tr><tr><td>VM1465A1</td><td>CT BT TEMPERATUR E PROBE COVER</td><td>1.000</td><td>PC</td></tr></table>	Code	Description	Qty	UOM	SL1045A0	S57 BLACK SILICONE - 80ml CARTRIDGE	1.000	PC	TR1096A0	TEMPERATUR E PROBE NTC 150 L=1500	1.000	PC	VI1220A1	4,2x12 TCB SELF-TAPPIN G SCREW	2.000	PC	VM1465A1	CT BT TEMPERATUR E PROBE COVER	1.000	PC					
			Code	Description	Qty	UOM																								
			SL1045A0	S57 BLACK SILICONE - 80ml CARTRIDGE	1.000	PC																								
TR1096A0	TEMPERATUR E PROBE NTC 150 L=1500	1.000	PC																											
VI1220A1	4,2x12 TCB SELF-TAPPIN G SCREW	2.000	PC																											
VM1465A1	CT BT TEMPERATUR E PROBE COVER	1.000	PC																											
KTR1095A	NTC 150 L=1050 TEMPERATURE PROBE KIT	<table><tr><th>Code</th><th>Description</th><th>Qty</th><th>UOM</th></tr><tr><td>GN1120A1</td><td>NTC TEMPERATUR E PROBE SEAL</td><td>1.000</td><td>PC</td></tr><tr><td>GN1285A0</td><td>NTC TEMPERATUR E PROBE SEALING</td><td>1.000</td><td>PC</td></tr><tr><td>SL1045A0</td><td>S57 BLACK SILICONE - 80ml CARTRIDGE</td><td>1.000</td><td>PC</td></tr><tr><td>TR1095A0</td><td>TEMPERATUR E PROBE NTC 150 L=1050</td><td>1.000</td><td>PC</td></tr><tr><td>VI1220A1</td><td>4,2x12 TCB SELF-TAPPIN G SCREW</td><td>2.000</td><td>PC</td></tr><tr><td>VM1465A1</td><td>CT BT TEMPERATUR E PROBE COVER</td><td>1.000</td><td>PC</td></tr></table>	Code	Description	Qty	UOM	GN1120A1	NTC TEMPERATUR E PROBE SEAL	1.000	PC	GN1285A0	NTC TEMPERATUR E PROBE SEALING	1.000	PC	SL1045A0	S57 BLACK SILICONE - 80ml CARTRIDGE	1.000	PC	TR1095A0	TEMPERATUR E PROBE NTC 150 L=1050	1.000	PC	VI1220A1	4,2x12 TCB SELF-TAPPIN G SCREW	2.000	PC	VM1465A1	CT BT TEMPERATUR E PROBE COVER	1.000	PC
Code	Description	Qty	UOM																											
GN1120A1	NTC TEMPERATUR E PROBE SEAL	1.000	PC																											
GN1285A0	NTC TEMPERATUR E PROBE SEALING	1.000	PC																											
SL1045A0	S57 BLACK SILICONE - 80ml CARTRIDGE	1.000	PC																											
TR1095A0	TEMPERATUR E PROBE NTC 150 L=1050	1.000	PC																											
VI1220A1	4,2x12 TCB SELF-TAPPIN G SCREW	2.000	PC																											
VM1465A1	CT BT TEMPERATUR E PROBE COVER	1.000	PC																											
KTR1002A	PT100 L1000 UL TEMPERATURE PROBE KIT	<table><tr><th>Code</th><th>Description</th><th>Qty</th><th>UOM</th></tr><tr><td>GN1285A0</td><td>NTC TEMPERATUR E PROBE SEALING</td><td>2.000</td><td>PC</td></tr><tr><td>SL1045A0</td><td>S57 BLACK SILICONE - 80ml CARTRIDGE</td><td>1.000</td><td>PC</td></tr><tr><td>TR1002A1</td><td></td><td>1.000</td><td>PC</td></tr><tr><td>VI1220A1</td><td>4,2x12 TCB SELF-TAPPIN G SCREW</td><td>2.000</td><td>PC</td></tr><tr><td>VM1465A1</td><td>CT BT TEMPERATUR E PROBE COVER</td><td>1.000</td><td>PC</td></tr></table>	Code	Description	Qty	UOM	GN1285A0	NTC TEMPERATUR E PROBE SEALING	2.000	PC	SL1045A0	S57 BLACK SILICONE - 80ml CARTRIDGE	1.000	PC	TR1002A1		1.000	PC	VI1220A1	4,2x12 TCB SELF-TAPPIN G SCREW	2.000	PC	VM1465A1	CT BT TEMPERATUR E PROBE COVER	1.000	PC				
Code	Description	Qty	UOM																											
GN1285A0	NTC TEMPERATUR E PROBE SEALING	2.000	PC																											
SL1045A0	S57 BLACK SILICONE - 80ml CARTRIDGE	1.000	PC																											
TR1002A1		1.000	PC																											
VI1220A1	4,2x12 TCB SELF-TAPPIN G SCREW	2.000	PC																											
VM1465A1	CT BT TEMPERATUR E PROBE COVER	1.000	PC																											






COMPONENT			SPARE PART																														
Code	Description	Image	Code	Description	Kit components																												
TR1106B	PT100 L=2000 TEMPERATURE PROBE		KTR1106B	MIND.Maps L2000 CHAMBER TEMP. PROBE KIT	<table><tr><th>Code</th><th>Description</th><th>Qty</th><th>UOM</th></tr><tr><td>GN1285A0</td><td>NTC TEMPERATUR E PROBE SEALING</td><td>1.000</td><td>PC</td></tr><tr><td>SL1045A0</td><td>S57 BLACK SILICONE - 80ml CARTRIDGE</td><td>1.000</td><td>PC</td></tr><tr><td>TR1106B0</td><td>PT100 L=2000 TEMPERATUR E PROBE</td><td>1.000</td><td>PC</td></tr><tr><td>VI1220A1</td><td>4,2x12 TCB SELF-TAPPIN G SCREW</td><td>2.000</td><td>PC</td></tr><tr><td>VM1464A1</td><td>CT BT TEMPERATUR E PROBE COVER</td><td>1.000</td><td>PC</td></tr><tr><td>VM1465A1</td><td>CT BT TEMPERATUR E PROBE COVER</td><td>1.000</td><td>PC</td></tr></table>	Code	Description	Qty	UOM	GN1285A0	NTC TEMPERATUR E PROBE SEALING	1.000	PC	SL1045A0	S57 BLACK SILICONE - 80ml CARTRIDGE	1.000	PC	TR1106B0	PT100 L=2000 TEMPERATUR E PROBE	1.000	PC	VI1220A1	4,2x12 TCB SELF-TAPPIN G SCREW	2.000	PC	VM1464A1	CT BT TEMPERATUR E PROBE COVER	1.000	PC	VM1465A1	CT BT TEMPERATUR E PROBE COVER	1.000	PC
Code	Description	Qty	UOM																														
GN1285A0	NTC TEMPERATUR E PROBE SEALING	1.000	PC																														
SL1045A0	S57 BLACK SILICONE - 80ml CARTRIDGE	1.000	PC																														
TR1106B0	PT100 L=2000 TEMPERATUR E PROBE	1.000	PC																														
VI1220A1	4,2x12 TCB SELF-TAPPIN G SCREW	2.000	PC																														
VM1464A1	CT BT TEMPERATUR E PROBE COVER	1.000	PC																														
VM1465A1	CT BT TEMPERATUR E PROBE COVER	1.000	PC																														
VM1464A	CT BT TEMPERATURE PROBE COVER		KVM1464A	CT BT TEMPERATURE PROBE COVER KIT	<table><tr><th>Code</th><th>Description</th><th>Qty</th><th>UOM</th></tr><tr><td>VM1464A1</td><td>CT BT TEMPERATUR E PROBE COVER</td><td>1.000</td><td>PC</td></tr></table>	Code	Description	Qty	UOM	VM1464A1	CT BT TEMPERATUR E PROBE COVER	1.000	PC																				
Code	Description	Qty	UOM																														
VM1464A1	CT BT TEMPERATUR E PROBE COVER	1.000	PC																														
0H7030A	THERMOSTAT BULB INLET COVER		K0H7030A	THERMOSTAT BULB INLET COVER KIT	<table><tr><th>Code</th><th>Description</th><th>Qty</th><th>UOM</th></tr><tr><td>0H7030A0</td><td>THERMOSTAT BULB INLET COVER</td><td>1.000</td><td>PC</td></tr></table>	Code	Description	Qty	UOM	0H7030A0	THERMOSTAT BULB INLET COVER	1.000	PC																				
Code	Description	Qty	UOM																														
0H7030A0	THERMOSTAT BULB INLET COVER	1.000	PC																														
GN1531A	THERMOSTAT BULB INLET SEALING		KTR1136A	318°C -0/+24 SAFETY THERMOSTAT KIT	<table><tr><th>Code</th><th>Description</th><th>Qty</th><th>UOM</th></tr><tr><td>0H7030A0</td><td>THERMOSTAT BULB INLET COVER</td><td>1.000</td><td>PC</td></tr><tr><td>GN1531A0</td><td>THERMOSTAT BULB INLET SEALING</td><td>1.000</td><td>PC</td></tr><tr><td>SL1045A0</td><td>S57 BLACK SILICONE - 80ml CARTRIDGE</td><td>1.000</td><td>PC</td></tr></table>	Code	Description	Qty	UOM	0H7030A0	THERMOSTAT BULB INLET COVER	1.000	PC	GN1531A0	THERMOSTAT BULB INLET SEALING	1.000	PC	SL1045A0	S57 BLACK SILICONE - 80ml CARTRIDGE	1.000	PC												
Code	Description	Qty	UOM																														
0H7030A0	THERMOSTAT BULB INLET COVER	1.000	PC																														
GN1531A0	THERMOSTAT BULB INLET SEALING	1.000	PC																														
SL1045A0	S57 BLACK SILICONE - 80ml CARTRIDGE	1.000	PC																														

COMPONENT			SPARE PART																						
Code	Description	Image	Code	Description	Kit components																				
GN1531A	THERMOSTAT BULB INLET SEALING		KTR1136A	318°C -0/+24 SAFETY THERMOSTAT KIT	<table><tr><th>Code</th><th>Description</th><th>Qty</th><th>UOM</th></tr><tr><td>TR1136A0</td><td>318°C -0/+24 1 POLE SAFETY THERMOSTAT</td><td>1.000</td><td>PC</td></tr><tr><td>VI1220A1</td><td>4,2x12 TCB SELF-TAPPIN G SCREW</td><td>3.000</td><td>PC</td></tr></table>	Code	Description	Qty	UOM	TR1136A0	318°C -0/+24 1 POLE SAFETY THERMOSTAT	1.000	PC	VI1220A1	4,2x12 TCB SELF-TAPPIN G SCREW	3.000	PC								
Code	Description	Qty	UOM																						
TR1136A0	318°C -0/+24 1 POLE SAFETY THERMOSTAT	1.000	PC																						
VI1220A1	4,2x12 TCB SELF-TAPPIN G SCREW	3.000	PC																						
0H4305A	ST. STEEL MOTOR SHAFT SEALING DIS		K0H4305A	SEALING DISC FOR MOTOR SHAFT KIT	<table><tr><th>Code</th><th>Description</th><th>Qty</th><th>UOM</th></tr><tr><td>0H4305A1</td><td>ST. STEEL MOTOR SHAFT SEALING DISC</td><td>1.000</td><td>PC</td></tr><tr><td>GN1140A3</td><td>MOLDED MOTOR HOLDER GASKET</td><td>1.000</td><td>PC</td></tr><tr><td>SL1045A0</td><td>S57 BLACK SILICONE - 80ml CARTRIDGE</td><td>1.000</td><td>PC</td></tr><tr><td>VI1220A1</td><td>4,2x12 TCB SELF-TAPPIN G SCREW</td><td>3.000</td><td>PC</td></tr></table>	Code	Description	Qty	UOM	0H4305A1	ST. STEEL MOTOR SHAFT SEALING DISC	1.000	PC	GN1140A3	MOLDED MOTOR HOLDER GASKET	1.000	PC	SL1045A0	S57 BLACK SILICONE - 80ml CARTRIDGE	1.000	PC	VI1220A1	4,2x12 TCB SELF-TAPPIN G SCREW	3.000	PC
Code	Description	Qty	UOM																						
0H4305A1	ST. STEEL MOTOR SHAFT SEALING DISC	1.000	PC																						
GN1140A3	MOLDED MOTOR HOLDER GASKET	1.000	PC																						
SL1045A0	S57 BLACK SILICONE - 80ml CARTRIDGE	1.000	PC																						
VI1220A1	4,2x12 TCB SELF-TAPPIN G SCREW	3.000	PC																						
0H7170A	MM MOTOR GLASS WOOL PLATE		0H7170A0	MM MOTOR GLASS WOOL PLATE																					
GN1140A	MOLDED MOTOR HOLDER GASKET		KG1140A	5 PCS. MOTOR HOLDER GASKET KI	<table><tr><th>Code</th><th>Description</th><th>Qty</th><th>UOM</th></tr><tr><td>GN1140A3</td><td>MOLDED MOTOR HOLDER GASKET</td><td>5.000</td><td>PC</td></tr></table>	Code	Description	Qty	UOM	GN1140A3	MOLDED MOTOR HOLDER GASKET	5.000	PC												
Code	Description	Qty	UOM																						
GN1140A3	MOLDED MOTOR HOLDER GASKET	5.000	PC																						



COMPONENT			SPARE PART																																										
Code	Description	Image	Code	Description	Kit components																																								
MT1012A	330W 230V MOTOR		KVN1130A	LUX ≤08.2017/L.MISS/S.5/ 5E MOTOR KIT	<table><tr><th>Code</th><th>Description</th><th>Qty</th><th>UOM</th></tr><tr><td>0H4305A1</td><td>ST. STEEL MOTOR SHAFT SEALING DISC</td><td>1.000</td><td>PC</td></tr><tr><td>GN1140A3</td><td>MOLDED MOTOR HOLDER GASKET</td><td>1.000</td><td>PC</td></tr><tr><td>VI1034A0</td><td>STAINLESS STEEL WASHER 8.4x16x1</td><td>1.000</td><td>PC</td></tr><tr><td>VI1256A0</td><td>M8 DIN 980M ST. STEEL SELF LOCKING NUT</td><td>1.000</td><td>PC</td></tr><tr><td>VM2196A0</td><td>MOTOR NUT FASTENING BUSHING</td><td>1.000</td><td>PC</td></tr><tr><td>VN1130A1</td><td>330W 230V 50/60HZ MOTO</td><td>1.000</td><td>PC</td></tr></table>	Code	Description	Qty	UOM	0H4305A1	ST. STEEL MOTOR SHAFT SEALING DISC	1.000	PC	GN1140A3	MOLDED MOTOR HOLDER GASKET	1.000	PC	VI1034A0	STAINLESS STEEL WASHER 8.4x16x1	1.000	PC	VI1256A0	M8 DIN 980M ST. STEEL SELF LOCKING NUT	1.000	PC	VM2196A0	MOTOR NUT FASTENING BUSHING	1.000	PC	VN1130A1	330W 230V 50/60HZ MOTO	1.000	PC												
Code	Description	Qty	UOM																																										
0H4305A1	ST. STEEL MOTOR SHAFT SEALING DISC	1.000	PC																																										
GN1140A3	MOLDED MOTOR HOLDER GASKET	1.000	PC																																										
VI1034A0	STAINLESS STEEL WASHER 8.4x16x1	1.000	PC																																										
VI1256A0	M8 DIN 980M ST. STEEL SELF LOCKING NUT	1.000	PC																																										
VM2196A0	MOTOR NUT FASTENING BUSHING	1.000	PC																																										
VN1130A1	330W 230V 50/60HZ MOTO	1.000	PC																																										
			KMT1012A	MIND.MAPS / LUX >08.2017 330W MOTOR KIT	<table><tr><th>Code</th><th>Description</th><th>Qty</th><th>UOM</th></tr><tr><td>0H2842A0</td><td>MT1012 CENTERING JI</td><td>1.000</td><td>PC</td></tr><tr><td>0H4305A1</td><td>ST. STEEL MOTOR SHAFT SEALING DISC</td><td>1.000</td><td>PC</td></tr><tr><td>GN1140A3</td><td>MOLDED MOTOR HOLDER GASKET</td><td>1.000</td><td>PC</td></tr><tr><td>MT1012A0</td><td>330W 230V MOTOR</td><td>1.000</td><td>PC</td></tr><tr><td>VE1550A0</td><td>5X3 MM NEODYMIUM MAGNET</td><td>1.000</td><td>PC</td></tr><tr><td>VI1077A1</td><td>SCREW M6x12 TE INOX</td><td>1.000</td><td>PC</td></tr><tr><td>VI1521A0</td><td>STAINLESS STEEL WASHER D=6 6592</td><td>1.000</td><td>PC</td></tr><tr><td>VI1966A0</td><td>M4X14 FLATHEAD SCREW</td><td>1.000</td><td>PC</td></tr><tr><td>VM1635A0</td><td>MAGNET HOLDING DIS</td><td>1.000</td><td>PC</td></tr></table>	Code	Description	Qty	UOM	0H2842A0	MT1012 CENTERING JI	1.000	PC	0H4305A1	ST. STEEL MOTOR SHAFT SEALING DISC	1.000	PC	GN1140A3	MOLDED MOTOR HOLDER GASKET	1.000	PC	MT1012A0	330W 230V MOTOR	1.000	PC	VE1550A0	5X3 MM NEODYMIUM MAGNET	1.000	PC	VI1077A1	SCREW M6x12 TE INOX	1.000	PC	VI1521A0	STAINLESS STEEL WASHER D=6 6592	1.000	PC	VI1966A0	M4X14 FLATHEAD SCREW	1.000	PC	VM1635A0	MAGNET HOLDING DIS	1.000	PC
Code	Description	Qty	UOM																																										
0H2842A0	MT1012 CENTERING JI	1.000	PC																																										
0H4305A1	ST. STEEL MOTOR SHAFT SEALING DISC	1.000	PC																																										
GN1140A3	MOLDED MOTOR HOLDER GASKET	1.000	PC																																										
MT1012A0	330W 230V MOTOR	1.000	PC																																										
VE1550A0	5X3 MM NEODYMIUM MAGNET	1.000	PC																																										
VI1077A1	SCREW M6x12 TE INOX	1.000	PC																																										
VI1521A0	STAINLESS STEEL WASHER D=6 6592	1.000	PC																																										
VI1966A0	M4X14 FLATHEAD SCREW	1.000	PC																																										
VM1635A0	MAGNET HOLDING DIS	1.000	PC																																										



COMPONENT			SPARE PART																						
Code	Description	Image	Code	Description	Kit components																				
VN1170B	D195 H80 8 BLADES FAN+RING		KVN1184A	D195 H80 8 CONCAVE BLADES FAN KIT	<table><tr><th>Code</th><th>Description</th><th>Qty</th><th>UOM</th></tr><tr><td>V11122A0</td><td>A4 316 M6X12 SCREW</td><td>1.000</td><td>PC</td></tr><tr><td>V11123A0</td><td>A4 ST. STEEL FLAT WASHER FOR M6</td><td>1.000</td><td>PC</td></tr><tr><td>VN1184A0</td><td>D195 H80 8 CONCAVE BLADES FAN</td><td>1.000</td><td>PC</td></tr></table>	Code	Description	Qty	UOM	V11122A0	A4 316 M6X12 SCREW	1.000	PC	V11123A0	A4 ST. STEEL FLAT WASHER FOR M6	1.000	PC	VN1184A0	D195 H80 8 CONCAVE BLADES FAN	1.000	PC				
Code	Description	Qty	UOM																						
V11122A0	A4 316 M6X12 SCREW	1.000	PC																						
V11123A0	A4 ST. STEEL FLAT WASHER FOR M6	1.000	PC																						
VN1184A0	D195 H80 8 CONCAVE BLADES FAN	1.000	PC																						
0G1549C	XEVC-0511-E COMPLETE FAN GUARD WITH FLAP		K0G1549C	XEVC-0511-E COMPLETE FAN GUARD KIT	<table><tr><th>Code</th><th>Description</th><th>Qty</th><th>UOM</th></tr><tr><td>0G1549C0</td><td>XEVC-0511-E COMPLETE FAN GUARD WITH FLAP</td><td>1.000</td><td>PC</td></tr><tr><td>TB2951B0</td><td>XEVC-0511-E INTERNAL WATER PIPE</td><td>1.000</td><td>PC</td></tr><tr><td>V11220A1</td><td>4,2x12 TCB SELF-TAPPING G SCREW</td><td>2.000</td><td>PC</td></tr></table>	Code	Description	Qty	UOM	0G1549C0	XEVC-0511-E COMPLETE FAN GUARD WITH FLAP	1.000	PC	TB2951B0	XEVC-0511-E INTERNAL WATER PIPE	1.000	PC	V11220A1	4,2x12 TCB SELF-TAPPING G SCREW	2.000	PC				
Code	Description	Qty	UOM																						
0G1549C0	XEVC-0511-E COMPLETE FAN GUARD WITH FLAP	1.000	PC																						
TB2951B0	XEVC-0511-E INTERNAL WATER PIPE	1.000	PC																						
V11220A1	4,2x12 TCB SELF-TAPPING G SCREW	2.000	PC																						
TB2951B	XEVC-0511-E INTERNAL WATER PIPE		TB2951B0	XEVC-0511-E INTERNAL WATER PIPE																					
GRL1389A	GRL1389A1		KGRL1390A	MIND.Maps 5 GN1/1 LATERAL SUPPORTS KIT	<table><tr><th>Code</th><th>Description</th><th>Qty</th><th>UOM</th></tr><tr><td>0H7300B0</td><td>0H7308 SUPPORT PROFILE</td><td>1.000</td><td>PC</td></tr><tr><td>0H7301B0</td><td>0H7310 SUPPORT PROFILE</td><td>1.000</td><td>PC</td></tr><tr><td>GRL1389A2</td><td></td><td>1.000</td><td>PC</td></tr><tr><td>GRL1390A2</td><td></td><td>1.000</td><td>PC</td></tr></table>	Code	Description	Qty	UOM	0H7300B0	0H7308 SUPPORT PROFILE	1.000	PC	0H7301B0	0H7310 SUPPORT PROFILE	1.000	PC	GRL1389A2		1.000	PC	GRL1390A2		1.000	PC
Code	Description	Qty	UOM																						
0H7300B0	0H7308 SUPPORT PROFILE	1.000	PC																						
0H7301B0	0H7310 SUPPORT PROFILE	1.000	PC																						
GRL1389A2		1.000	PC																						
GRL1390A2		1.000	PC																						
GRL1390A	GRL1390A1		KGRL1390A	MIND.Maps 5 GN1/1 LATERAL SUPPORTS KIT	<table><tr><th>Code</th><th>Description</th><th>Qty</th><th>UOM</th></tr><tr><td>0H7300B0</td><td>0H7308 SUPPORT PROFILE</td><td>1.000</td><td>PC</td></tr><tr><td>0H7301B0</td><td>0H7310 SUPPORT PROFILE</td><td>1.000</td><td>PC</td></tr><tr><td>GRL1389A2</td><td></td><td>1.000</td><td>PC</td></tr><tr><td>GRL1390A2</td><td></td><td>1.000</td><td>PC</td></tr></table>	Code	Description	Qty	UOM	0H7300B0	0H7308 SUPPORT PROFILE	1.000	PC	0H7301B0	0H7310 SUPPORT PROFILE	1.000	PC	GRL1389A2		1.000	PC	GRL1390A2		1.000	PC
Code	Description	Qty	UOM																						
0H7300B0	0H7308 SUPPORT PROFILE	1.000	PC																						
0H7301B0	0H7310 SUPPORT PROFILE	1.000	PC																						
GRL1389A2		1.000	PC																						
GRL1390A2		1.000	PC																						

COMPONENT			SPARE PART																		
Code	Description	Image	Code	Description	Kit components																
RC1170A	M14 H=7 CH=22 STAINLESS STEEL NUT		KRC1170A	M14 H8 CH22 NUT - 10 PCS. KIT	<table><tr><th>Code</th><th>Description</th><th>Qty</th><th>UOM</th></tr><tr><td>RC1170A1</td><td>M14 H=7 CH=22 STAINLESS STEEL NUT</td><td>10.000</td><td>PC</td></tr></table>	Code	Description	Qty	UOM	RC1170A1	M14 H=7 CH=22 STAINLESS STEEL NUT	10.000	PC								
Code	Description	Qty	UOM																		
RC1170A1	M14 H=7 CH=22 STAINLESS STEEL NUT	10.000	PC																		
TB2937B	XEBC EXTERNAL WATER PIPE D10+CONNECTION		TB2937B0	XEBC EXTERNAL WATER PIPE D10+CONNECTION																	
0H8042A	CORE PROBE INLET COVER CLOSING		0H8042A0	CORE PROBE INLET COVER CLOSING																	
GN1632A	CORE PROBE INLET GASKET		GN1632A0	CORE PROBE INLET GASKET																	
GN1629A	GN1626A-0511 DOOR GASKET		KGN1629A	0511 DOOR GASKET KIT	<table><tr><th>Code</th><th>Description</th><th>Qty</th><th>UOM</th></tr><tr><td>GN1626A0</td><td>DOUBLE LIP-TYPE FRONT GASKE</td><td>1.990</td><td>M</td></tr><tr><td>SL1025A0</td><td>CLEAR SILICON DOW CORNING 734</td><td>0.012</td><td>PC</td></tr><tr><td>VM2277A0</td><td>DOOR SEAL KIT INTERNAL CONNECTION</td><td>1.000</td><td>PC</td></tr></table>	Code	Description	Qty	UOM	GN1626A0	DOUBLE LIP-TYPE FRONT GASKE	1.990	M	SL1025A0	CLEAR SILICON DOW CORNING 734	0.012	PC	VM2277A0	DOOR SEAL KIT INTERNAL CONNECTION	1.000	PC
Code	Description	Qty	UOM																		
GN1626A0	DOUBLE LIP-TYPE FRONT GASKE	1.990	M																		
SL1025A0	CLEAR SILICON DOW CORNING 734	0.012	PC																		
VM2277A0	DOOR SEAL KIT INTERNAL CONNECTION	1.000	PC																		



COMPONENT			SPARE PART										
Code	Description	Image	Code	Description	Kit components								
VM1820A	LATERAL SUPPORTS M6 FIXING BOLT		KVM1820A	THUMB SCREW 10PCS KIT	<table><tr><th>Code</th><th>Description</th><th>Qty</th><th>UOM</th></tr><tr><td>VM1820A0</td><td>LATERAL SUPPORTS M6 FIXING BOLT</td><td>10.000</td><td>PC</td></tr></table>	Code	Description	Qty	UOM	VM1820A0	LATERAL SUPPORTS M6 FIXING BOLT	10.000	PC
Code	Description	Qty	UOM										
VM1820A0	LATERAL SUPPORTS M6 FIXING BOLT	10.000	PC										
VM2331A	FAN GUARD-TRAYS HOLDER PIN		KVM2331A	FAN GUARD-TRAYS HOLDER PIN 4 PCS KIT	<table><tr><th>Code</th><th>Description</th><th>Qty</th><th>UOM</th></tr><tr><td>VM2331A0</td><td>FAN GUARD-TRAY S HOLDER PIN</td><td>4.000</td><td>PC</td></tr></table>	Code	Description	Qty	UOM	VM2331A0	FAN GUARD-TRAY S HOLDER PIN	4.000	PC
Code	Description	Qty	UOM										
VM2331A0	FAN GUARD-TRAY S HOLDER PIN	4.000	PC										






ASM2916C/0.D01 - External cover

FRONT



ASM2916C/0.D01 - External cover**REAR**



COMPONENT			SPARE PART		
Code	Description	Image	Code	Description	Kit components
0D2295A	GN1-1 XEVC EXTERNAL COVER		0D2295A0	GN1-1 XEVC EXTERNAL COVER	
0D2298A	XEVC-0511 LEFT SIDE PANEL		0D2298A3	XEVC-0511 EXTERNAL LEFT SID	
0D2299A	XEVC-0511 EXTERNAL RIGHT SIDE		0D2299A3	XEVC-0511 EXTERNAL RIGHT SIDE	
0E1350C	GN1-1 XEVC EXTERNAL BOTTOM PANEL		0E1350C0	GN1-1 XEVC EXTERNAL BOTTOM PANEL	
0F1496A	XEVC-0511-E BACK PANEL		0F1496A0	XEVC-0511-E BACK PANEL	



COMPONENT			SPARE PART																						
Code	Description	Image	Code	Description	Kit components																				
0H7291A	CHIMNEY HOLDING DISC		KVP1168A	CHIMNEY SEALING RING KIT	<table><tr><th>Code</th><th>Description</th><th>Qty</th><th>UOM</th></tr><tr><td>VI1220A1</td><td>4,2x12 TCB SELF-TAPPIN G SCREW</td><td>3.000</td><td>PC</td></tr><tr><td>VP1168A0</td><td></td><td>1.000</td><td>PC</td></tr></table>	Code	Description	Qty	UOM	VI1220A1	4,2x12 TCB SELF-TAPPIN G SCREW	3.000	PC	VP1168A0		1.000	PC								
Code	Description	Qty	UOM																						
VI1220A1	4,2x12 TCB SELF-TAPPIN G SCREW	3.000	PC																						
VP1168A0		1.000	PC																						
VM1750A	BRASS COMB CLAM		KVM1750A	COMB TERMINAL BLOCK KIT	<table><tr><th>Code</th><th>Description</th><th>Qty</th><th>UOM</th></tr><tr><td>VI1040A0</td><td>INDENTED INTERNAL WASHER D=6 ZN</td><td>2.000</td><td>PC</td></tr><tr><td>VM1750A0</td><td>BRASS COMB CLAMP</td><td>1.000</td><td>PC</td></tr></table>	Code	Description	Qty	UOM	VI1040A0	INDENTED INTERNAL WASHER D=6 ZN	2.000	PC	VM1750A0	BRASS COMB CLAMP	1.000	PC								
Code	Description	Qty	UOM																						
VI1040A0	INDENTED INTERNAL WASHER D=6 ZN	2.000	PC																						
VM1750A0	BRASS COMB CLAMP	1.000	PC																						
VM1190A	CT BT RIGHT DOOR SPRING LATCH		KVM1190A	CHEFTOP/BAKERTO P DOOR RIGHT LATCH KIT	<table><tr><th>Code</th><th>Description</th><th>Qty</th><th>UOM</th></tr><tr><td>VI0239A1</td><td>SELF-TAPPIN G SCREW 4.2X25 TCB+ INOX</td><td>2.000</td><td>PC</td></tr><tr><td>VI1220A1</td><td>4,2x12 TCB SELF-TAPPIN G SCREW</td><td>2.000</td><td>PC</td></tr><tr><td>VM1460A0</td><td>XBC/XVC RIGHT DOOR LATCH CAP</td><td>1.000</td><td>PC</td></tr><tr><td>VP1530A0</td><td></td><td>1.000</td><td>PC</td></tr></table>	Code	Description	Qty	UOM	VI0239A1	SELF-TAPPIN G SCREW 4.2X25 TCB+ INOX	2.000	PC	VI1220A1	4,2x12 TCB SELF-TAPPIN G SCREW	2.000	PC	VM1460A0	XBC/XVC RIGHT DOOR LATCH CAP	1.000	PC	VP1530A0		1.000	PC
Code	Description	Qty	UOM																						
VI0239A1	SELF-TAPPIN G SCREW 4.2X25 TCB+ INOX	2.000	PC																						
VI1220A1	4,2x12 TCB SELF-TAPPIN G SCREW	2.000	PC																						
VM1460A0	XBC/XVC RIGHT DOOR LATCH CAP	1.000	PC																						
VP1530A0		1.000	PC																						
VM1192A	CT BT DOOR SPRING LATCH BACK COVER		KVM1191A	CHEFTOP/BAKERTO P DOOR LEFT LATCH KIT	<table><tr><th>Code</th><th>Description</th><th>Qty</th><th>UOM</th></tr><tr><td>VI0239A1</td><td>SELF-TAPPIN G SCREW 4.2X25 TCB+ INOX</td><td>2.000</td><td>PC</td></tr><tr><td>VI1220A1</td><td>4,2x12 TCB SELF-TAPPIN G SCREW</td><td>2.000</td><td>PC</td></tr><tr><td>VM1460A0</td><td>XBC/XVC RIGHT DOOR LATCH CAP</td><td>1.000</td><td>PC</td></tr><tr><td>VP1531A0</td><td></td><td>1.000</td><td>PC</td></tr></table>	Code	Description	Qty	UOM	VI0239A1	SELF-TAPPIN G SCREW 4.2X25 TCB+ INOX	2.000	PC	VI1220A1	4,2x12 TCB SELF-TAPPIN G SCREW	2.000	PC	VM1460A0	XBC/XVC RIGHT DOOR LATCH CAP	1.000	PC	VP1531A0		1.000	PC
Code	Description	Qty	UOM																						
VI0239A1	SELF-TAPPIN G SCREW 4.2X25 TCB+ INOX	2.000	PC																						
VI1220A1	4,2x12 TCB SELF-TAPPIN G SCREW	2.000	PC																						
VM1460A0	XBC/XVC RIGHT DOOR LATCH CAP	1.000	PC																						
VP1531A0		1.000	PC																						
			KVM1190A	CHEFTOP/BAKERTO P DOOR RIGHT LATCH KIT	<table><tr><th>Code</th><th>Description</th><th>Qty</th><th>UOM</th></tr><tr><td>VI0239A1</td><td>SELF-TAPPIN G SCREW 4.2X25 TCB+ INOX</td><td>2.000</td><td>PC</td></tr><tr><td>VI1220A1</td><td>4,2x12 TCB SELF-TAPPIN G SCREW</td><td>2.000</td><td>PC</td></tr></table>	Code	Description	Qty	UOM	VI0239A1	SELF-TAPPIN G SCREW 4.2X25 TCB+ INOX	2.000	PC	VI1220A1	4,2x12 TCB SELF-TAPPIN G SCREW	2.000	PC								
Code	Description	Qty	UOM																						
VI0239A1	SELF-TAPPIN G SCREW 4.2X25 TCB+ INOX	2.000	PC																						
VI1220A1	4,2x12 TCB SELF-TAPPIN G SCREW	2.000	PC																						

COMPONENT			SPARE PART																						
Code	Description	Image	Code	Description	Kit components																				
VM1192A	CT BT DOOR SPRING LATCH BACK COVER		KVM1190A	CHEFTOP/BAKERTO P DOOR RIGHT LATCH KIT	<table><tr><th>Code</th><th>Description</th><th>Qty</th><th>UOM</th></tr><tr><td>VM1460A0</td><td>XBC/XVC RIGHT DOOR LATCH CAP</td><td>1.000</td><td>PC</td></tr><tr><td>VP1530A0</td><td></td><td>1.000</td><td>PC</td></tr></table>	Code	Description	Qty	UOM	VM1460A0	XBC/XVC RIGHT DOOR LATCH CAP	1.000	PC	VP1530A0		1.000	PC								
					Code	Description	Qty	UOM																	
VM1460A0	XBC/XVC RIGHT DOOR LATCH CAP	1.000	PC																						
VP1530A0		1.000	PC																						
VM1630A	INTERNAL GLASS PUSHING CAP		KVM1630A	CAP FOR INTERNAL GLASS 10 PCS KIT	<table><tr><th>Code</th><th>Description</th><th>Qty</th><th>UOM</th></tr><tr><td>VM1630A1</td><td>INTERNAL GLASS PUSHING CAP</td><td>10.000</td><td>PC</td></tr></table>	Code	Description	Qty	UOM	VM1630A1	INTERNAL GLASS PUSHING CAP	10.000	PC												
					Code	Description	Qty	UOM																	
VM1630A1	INTERNAL GLASS PUSHING CAP	10.000	PC																						
VM2280B	HANDLE LATCH PLATE COVER		KVM2280B	VM2280B -M HANDLE LATCH PLATE COVER KIT	<table><tr><th>Code</th><th>Description</th><th>Qty</th><th>UOM</th></tr><tr><td>VI1074A0</td><td>4X16 SCREW FOR PLASTIC</td><td>2.000</td><td>PC</td></tr><tr><td>VM1630A1</td><td>INTERNAL GLASS PUSHING CAP</td><td>2.000</td><td>PC</td></tr><tr><td>VM2280B0</td><td>HANDLE LATCH PLATE COVER</td><td>1.000</td><td>PC</td></tr></table>	Code	Description	Qty	UOM	VI1074A0	4X16 SCREW FOR PLASTIC	2.000	PC	VM1630A1	INTERNAL GLASS PUSHING CAP	2.000	PC	VM2280B0	HANDLE LATCH PLATE COVER	1.000	PC				
					Code	Description	Qty	UOM																	
					VI1074A0	4X16 SCREW FOR PLASTIC	2.000	PC																	
VM1630A1	INTERNAL GLASS PUSHING CAP	2.000	PC																						
VM2280B0	HANDLE LATCH PLATE COVER	1.000	PC																						
VM1191A	CT BT LEFT DOOR SPRING LATCH		KVM1191A	CHEFTOP/BAKERTO P DOOR LEFT LATCH KIT	<table><tr><th>Code</th><th>Description</th><th>Qty</th><th>UOM</th></tr><tr><td>VI0239A1</td><td>SELF-TAPPIN G SCREW 4.2X25 TCB+ INOX</td><td>2.000</td><td>PC</td></tr><tr><td>VI1220A1</td><td>4,2x12 TCB SELF-TAPPIN G SCREW</td><td>2.000</td><td>PC</td></tr><tr><td>VM1460A0</td><td>XBC/XVC RIGHT DOOR LATCH CAP</td><td>1.000</td><td>PC</td></tr><tr><td>VP1531A0</td><td></td><td>1.000</td><td>PC</td></tr></table>	Code	Description	Qty	UOM	VI0239A1	SELF-TAPPIN G SCREW 4.2X25 TCB+ INOX	2.000	PC	VI1220A1	4,2x12 TCB SELF-TAPPIN G SCREW	2.000	PC	VM1460A0	XBC/XVC RIGHT DOOR LATCH CAP	1.000	PC	VP1531A0		1.000	PC
					Code	Description	Qty	UOM																	
					VI0239A1	SELF-TAPPIN G SCREW 4.2X25 TCB+ INOX	2.000	PC																	
					VI1220A1	4,2x12 TCB SELF-TAPPIN G SCREW	2.000	PC																	
VM1460A0	XBC/XVC RIGHT DOOR LATCH CAP	1.000	PC																						
VP1531A0		1.000	PC																						
VM1192A	CT BT DOOR SPRING LATCH BACK COVER		KVM1191A	CHEFTOP/BAKERTO P DOOR LEFT LATCH KIT	<table><tr><th>Code</th><th>Description</th><th>Qty</th><th>UOM</th></tr><tr><td>VI0239A1</td><td>SELF-TAPPIN G SCREW 4.2X25 TCB+ INOX</td><td>2.000</td><td>PC</td></tr><tr><td>VI1220A1</td><td>4,2x12 TCB SELF-TAPPIN G SCREW</td><td>2.000</td><td>PC</td></tr><tr><td>VM1460A0</td><td>XBC/XVC RIGHT DOOR LATCH CAP</td><td>1.000</td><td>PC</td></tr><tr><td>VP1531A0</td><td></td><td>1.000</td><td>PC</td></tr></table>	Code	Description	Qty	UOM	VI0239A1	SELF-TAPPIN G SCREW 4.2X25 TCB+ INOX	2.000	PC	VI1220A1	4,2x12 TCB SELF-TAPPIN G SCREW	2.000	PC	VM1460A0	XBC/XVC RIGHT DOOR LATCH CAP	1.000	PC	VP1531A0		1.000	PC
					Code	Description	Qty	UOM																	
					VI0239A1	SELF-TAPPIN G SCREW 4.2X25 TCB+ INOX	2.000	PC																	
					VI1220A1	4,2x12 TCB SELF-TAPPIN G SCREW	2.000	PC																	
VM1460A0	XBC/XVC RIGHT DOOR LATCH CAP	1.000	PC																						
VP1531A0		1.000	PC																						



COMPONENT			SPARE PART																						
Code	Description	Image	Code	Description	Kit components																				
VM1192A	CT BT DOOR SPRING LATCH BACK COVER		KVM1190A	CHEFTOP/BAKERTO P DOOR RIGHT LATCH KIT	<table><tr><th>Code</th><th>Description</th><th>Qty</th><th>UOM</th></tr><tr><td>VI0239A1</td><td>SELF-TAPPIN G SCREW 4.2X25 TCB+ INOX</td><td>2.000</td><td>PC</td></tr><tr><td>VI1220A1</td><td>4,2x12 TCB SELF-TAPPIN G SCREW</td><td>2.000</td><td>PC</td></tr><tr><td>VM1460A0</td><td>XBC/XVC RIGHT DOOR LATCH CAP</td><td>1.000</td><td>PC</td></tr><tr><td>VP1530A0</td><td></td><td>1.000</td><td>PC</td></tr></table>	Code	Description	Qty	UOM	VI0239A1	SELF-TAPPIN G SCREW 4.2X25 TCB+ INOX	2.000	PC	VI1220A1	4,2x12 TCB SELF-TAPPIN G SCREW	2.000	PC	VM1460A0	XBC/XVC RIGHT DOOR LATCH CAP	1.000	PC	VP1530A0		1.000	PC
Code	Description	Qty	UOM																						
VI0239A1	SELF-TAPPIN G SCREW 4.2X25 TCB+ INOX	2.000	PC																						
VI1220A1	4,2x12 TCB SELF-TAPPIN G SCREW	2.000	PC																						
VM1460A0	XBC/XVC RIGHT DOOR LATCH CAP	1.000	PC																						
VP1530A0		1.000	PC																						
VM2281A	DOOR LATCH HOLES COVER		KVM2281A	HOLE PLATE COVER KIT	<table><tr><th>Code</th><th>Description</th><th>Qty</th><th>UOM</th></tr><tr><td>VM2281A0</td><td>DOOR LATCH HOLES COVER</td><td>1.000</td><td>PC</td></tr></table>	Code	Description	Qty	UOM	VM2281A0	DOOR LATCH HOLES COVER	1.000	PC												
Code	Description	Qty	UOM																						
VM2281A0	DOOR LATCH HOLES COVER	1.000	PC																						
0H2562A	RP ANTI ROTATION SUPPORT		0H2562A0	RP ANTI ROTATION SUPPORT																					
0H8038A	MM REDUCER SUPPORT PLATE		0H8038A0	MM REDUCER SUPPORT PLATE																					
RC1396A	JG D10-1/4 STRAIGHT END FITTING		KVL0014B	EUR ≥2017 MIND.MAPS PRESSURE REDUCER KIT	<table><tr><th>Code</th><th>Description</th><th>Qty</th><th>UOM</th></tr><tr><td>RC1372A0</td><td>Ø10M-1/4 M CIL. STRAIGHT FITTING</td><td>1.000</td><td>PC</td></tr><tr><td>RC1396A0</td><td>JG D10-1/4 STRAIGHT END FITTING</td><td>1.000</td><td>PC</td></tr><tr><td>VL1014B2</td><td>PRESSURE REDUCER WITH DISTRIBUTOR</td><td>1.000</td><td>PC</td></tr><tr><td>VM1054A0</td><td>H7.8 PRESSURE REDUCER RING NUT</td><td>1.000</td><td>PC</td></tr></table>	Code	Description	Qty	UOM	RC1372A0	Ø10M-1/4 M CIL. STRAIGHT FITTING	1.000	PC	RC1396A0	JG D10-1/4 STRAIGHT END FITTING	1.000	PC	VL1014B2	PRESSURE REDUCER WITH DISTRIBUTOR	1.000	PC	VM1054A0	H7.8 PRESSURE REDUCER RING NUT	1.000	PC
Code	Description	Qty	UOM																						
RC1372A0	Ø10M-1/4 M CIL. STRAIGHT FITTING	1.000	PC																						
RC1396A0	JG D10-1/4 STRAIGHT END FITTING	1.000	PC																						
VL1014B2	PRESSURE REDUCER WITH DISTRIBUTOR	1.000	PC																						
VM1054A0	H7.8 PRESSURE REDUCER RING NUT	1.000	PC																						

COMPONENT			SPARE PART																			
Code	Description	Image	Code	Description	Kit components																	
VL1014B	PRESSURE REDUCER WITH DISTRIBUTOR		KVL0020A	PRESS.REDUCER 03-05XX≥OCT18/MM -LUX≥MAR19	<table><tr><th>Code</th><th>Description</th><th>Qty</th><th>UOM</th></tr><tr><td>RC1396A0</td><td>JG D10-1/4 STRAIGHT END FITTING</td><td>2.000</td><td>PC</td></tr><tr><td>VL1014B2</td><td>PRESSURE REDUCER WITH DISTRIBUTOR</td><td>1.000</td><td>PC</td></tr><tr><td>VM1054A0</td><td>H7.8 PRESSURE REDUCER RING NUT</td><td>1.000</td><td>PC</td></tr></table>	Code	Description	Qty	UOM	RC1396A0	JG D10-1/4 STRAIGHT END FITTING	2.000	PC	VL1014B2	PRESSURE REDUCER WITH DISTRIBUTOR	1.000	PC	VM1054A0	H7.8 PRESSURE REDUCER RING NUT	1.000	PC	
			Code	Description	Qty	UOM																
			RC1396A0	JG D10-1/4 STRAIGHT END FITTING	2.000	PC																
			VL1014B2	PRESSURE REDUCER WITH DISTRIBUTOR	1.000	PC																
VM1054A0	H7.8 PRESSURE REDUCER RING NUT	1.000	PC																			
KVL0014B	EUR ≥2017 MIND.MAPS PRESSURE REDUCER KIT	<table><tr><th>Code</th><th>Description</th><th>Qty</th><th>UOM</th></tr><tr><td>RC1372A0</td><td>Ø10M-1/4 M CIL. STRAIGHT FITTING</td><td>1.000</td><td>PC</td></tr><tr><td>RC1396A0</td><td>JG D10-1/4 STRAIGHT END FITTING</td><td>1.000</td><td>PC</td></tr><tr><td>VL1014B2</td><td>PRESSURE REDUCER WITH DISTRIBUTOR</td><td>1.000</td><td>PC</td></tr><tr><td>VM1054A0</td><td>H7.8 PRESSURE REDUCER RING NUT</td><td>1.000</td><td>PC</td></tr></table>	Code	Description	Qty	UOM	RC1372A0	Ø10M-1/4 M CIL. STRAIGHT FITTING	1.000	PC	RC1396A0	JG D10-1/4 STRAIGHT END FITTING	1.000	PC	VL1014B2	PRESSURE REDUCER WITH DISTRIBUTOR	1.000	PC	VM1054A0	H7.8 PRESSURE REDUCER RING NUT	1.000	PC
Code	Description	Qty	UOM																			
RC1372A0	Ø10M-1/4 M CIL. STRAIGHT FITTING	1.000	PC																			
RC1396A0	JG D10-1/4 STRAIGHT END FITTING	1.000	PC																			
VL1014B2	PRESSURE REDUCER WITH DISTRIBUTOR	1.000	PC																			
VM1054A0	H7.8 PRESSURE REDUCER RING NUT	1.000	PC																			
KVL0014A	MM ≤2016 / LUX<2019 PRESSURE REDUCER KIT	<table><tr><th>Code</th><th>Description</th><th>Qty</th><th>UOM</th></tr><tr><td>RC1372A0</td><td>Ø10M-1/4 M CIL. STRAIGHT FITTING</td><td>2.000</td><td>PC</td></tr><tr><td>VL1014B2</td><td>PRESSURE REDUCER WITH DISTRIBUTOR</td><td>1.000</td><td>PC</td></tr><tr><td>VM1054A0</td><td>H7.8 PRESSURE REDUCER RING NUT</td><td>1.000</td><td>PC</td></tr></table>	Code	Description	Qty	UOM	RC1372A0	Ø10M-1/4 M CIL. STRAIGHT FITTING	2.000	PC	VL1014B2	PRESSURE REDUCER WITH DISTRIBUTOR	1.000	PC	VM1054A0	H7.8 PRESSURE REDUCER RING NUT	1.000	PC				
Code	Description	Qty	UOM																			
RC1372A0	Ø10M-1/4 M CIL. STRAIGHT FITTING	2.000	PC																			
VL1014B2	PRESSURE REDUCER WITH DISTRIBUTOR	1.000	PC																			
VM1054A0	H7.8 PRESSURE REDUCER RING NUT	1.000	PC																			
KVL0010A	S.4 - 5 WATER PRESSURE REDUCER KIT	<table><tr><th>Code</th><th>Description</th><th>Qty</th><th>UOM</th></tr><tr><td>EL1210A0</td><td>D8-BSP1/4 JG STRAIGHT END CONNECTION</td><td>2.000</td><td>PC</td></tr><tr><td>VL1014B2</td><td>PRESSURE REDUCER WITH DISTRIBUTOR</td><td>1.000</td><td>PC</td></tr></table>	Code	Description	Qty	UOM	EL1210A0	D8-BSP1/4 JG STRAIGHT END CONNECTION	2.000	PC	VL1014B2	PRESSURE REDUCER WITH DISTRIBUTOR	1.000	PC								
Code	Description	Qty	UOM																			
EL1210A0	D8-BSP1/4 JG STRAIGHT END CONNECTION	2.000	PC																			
VL1014B2	PRESSURE REDUCER WITH DISTRIBUTOR	1.000	PC																			

COMPONENT			SPARE PART																																										
Code	Description	Image	Code	Description	Kit components																																								
VM1054A	H7.8 PRESSURE REDUCER RING NUT		KVM1054A	H7.8 PRESSURE REDUCER DIAL KIT	<table><tr><th>Code</th><th>Description</th><th>Qty</th><th>UOM</th></tr><tr><td>VM1054A0</td><td>H7.8 PRESSURE REDUCER RING NUT</td><td>1.000</td><td>PC</td></tr></table>	Code	Description	Qty	UOM	VM1054A0	H7.8 PRESSURE REDUCER RING NUT	1.000	PC																																
Code	Description	Qty	UOM																																										
VM1054A0	H7.8 PRESSURE REDUCER RING NUT	1.000	PC																																										
			KVL1117A	EUR MM 2016+LMT FILTER+PRESS. RED. KIT	<table><tr><th>Code</th><th>Description</th><th>Qty</th><th>UOM</th></tr><tr><td>0H7472A1</td><td>DISTRIBUTOR SUPPORT PLATE</td><td>1.000</td><td>PC</td></tr><tr><td>RC1004A0</td><td>Ø10-Ø8-8 Y CONNECTION</td><td>1.000</td><td>PC</td></tr><tr><td>RC1243A0</td><td>Ø10F-Ø10M ELBOW CONNECTION + JG END KIT</td><td>1.000</td><td>PC</td></tr><tr><td>RC1372A0</td><td>Ø10M-1/4 M CIL. STRAIGHT FITTING</td><td>2.000</td><td>PC</td></tr><tr><td>VI1220A1</td><td>4,2x12 TCB SELF-TAPPIN G SCREW</td><td>4.000</td><td>PC</td></tr><tr><td>VL1014B2</td><td>PRESSURE REDUCER WITH DISTRIBUTOR</td><td>1.000</td><td>PC</td></tr><tr><td>VL1034C0</td><td>MESH WATER FILTER D10</td><td>1.000</td><td>PC</td></tr><tr><td>VL1062C0</td><td>PRESSURE REDUCER-FILTER LOCKING FORK</td><td>1.000</td><td>PC</td></tr><tr><td>VM1054A0</td><td>H7.8 PRESSURE REDUCER RING NUT</td><td>1.000</td><td>PC</td></tr></table>	Code	Description	Qty	UOM	0H7472A1	DISTRIBUTOR SUPPORT PLATE	1.000	PC	RC1004A0	Ø10-Ø8-8 Y CONNECTION	1.000	PC	RC1243A0	Ø10F-Ø10M ELBOW CONNECTION + JG END KIT	1.000	PC	RC1372A0	Ø10M-1/4 M CIL. STRAIGHT FITTING	2.000	PC	VI1220A1	4,2x12 TCB SELF-TAPPIN G SCREW	4.000	PC	VL1014B2	PRESSURE REDUCER WITH DISTRIBUTOR	1.000	PC	VL1034C0	MESH WATER FILTER D10	1.000	PC	VL1062C0	PRESSURE REDUCER-FILTER LOCKING FORK	1.000	PC	VM1054A0	H7.8 PRESSURE REDUCER RING NUT	1.000	PC
Code	Description	Qty	UOM																																										
0H7472A1	DISTRIBUTOR SUPPORT PLATE	1.000	PC																																										
RC1004A0	Ø10-Ø8-8 Y CONNECTION	1.000	PC																																										
RC1243A0	Ø10F-Ø10M ELBOW CONNECTION + JG END KIT	1.000	PC																																										
RC1372A0	Ø10M-1/4 M CIL. STRAIGHT FITTING	2.000	PC																																										
VI1220A1	4,2x12 TCB SELF-TAPPIN G SCREW	4.000	PC																																										
VL1014B2	PRESSURE REDUCER WITH DISTRIBUTOR	1.000	PC																																										
VL1034C0	MESH WATER FILTER D10	1.000	PC																																										
VL1062C0	PRESSURE REDUCER-FILTER LOCKING FORK	1.000	PC																																										
VM1054A0	H7.8 PRESSURE REDUCER RING NUT	1.000	PC																																										
RC1243A	Ø10F-Ø10M ELBOW CONNECTION + JG END KIT		KVL1117A	EUR MM 2016+LMT FILTER+PRESS. RED. KIT	<table><tr><th>Code</th><th>Description</th><th>Qty</th><th>UOM</th></tr><tr><td>0H7472A1</td><td>DISTRIBUTOR SUPPORT PLATE</td><td>1.000</td><td>PC</td></tr><tr><td>RC1004A0</td><td>Ø10-Ø8-8 Y CONNECTION</td><td>1.000</td><td>PC</td></tr><tr><td>RC1243A0</td><td>Ø10F-Ø10M ELBOW CONNECTION + JG END KIT</td><td>1.000</td><td>PC</td></tr><tr><td>RC1372A0</td><td>Ø10M-1/4 M CIL. STRAIGHT FITTING</td><td>2.000</td><td>PC</td></tr><tr><td>VI1220A1</td><td>4,2x12 TCB SELF-TAPPIN G SCREW</td><td>4.000</td><td>PC</td></tr></table>	Code	Description	Qty	UOM	0H7472A1	DISTRIBUTOR SUPPORT PLATE	1.000	PC	RC1004A0	Ø10-Ø8-8 Y CONNECTION	1.000	PC	RC1243A0	Ø10F-Ø10M ELBOW CONNECTION + JG END KIT	1.000	PC	RC1372A0	Ø10M-1/4 M CIL. STRAIGHT FITTING	2.000	PC	VI1220A1	4,2x12 TCB SELF-TAPPIN G SCREW	4.000	PC																
Code	Description	Qty	UOM																																										
0H7472A1	DISTRIBUTOR SUPPORT PLATE	1.000	PC																																										
RC1004A0	Ø10-Ø8-8 Y CONNECTION	1.000	PC																																										
RC1243A0	Ø10F-Ø10M ELBOW CONNECTION + JG END KIT	1.000	PC																																										
RC1372A0	Ø10M-1/4 M CIL. STRAIGHT FITTING	2.000	PC																																										
VI1220A1	4,2x12 TCB SELF-TAPPIN G SCREW	4.000	PC																																										

COMPONENT			SPARE PART																						
Code	Description	Image	Code	Description	Kit components																				
RC1243A	Ø10F-Ø10M ELBOW CONNECTION + JG END KIT		KVL1117A	EUR MM 2016+LMT FILTER+PRESS. RED. KIT	<table><thead><tr><th>Code</th><th>Description</th><th>Qty</th><th>UOM</th></tr></thead><tbody><tr><td>VL1014B2</td><td>PRESSURE REDUCER WITH DISTRIBUTOR</td><td>1.000</td><td>PC</td></tr><tr><td>VL1034C0</td><td>MESH WATER FILTER D10</td><td>1.000</td><td>PC</td></tr><tr><td>VL1062C0</td><td>PRESSURE REDUCER-FILTER LOCKING FORK</td><td>1.000</td><td>PC</td></tr><tr><td>VM1054A0</td><td>H7.8 PRESSURE REDUCER RING NUT</td><td>1.000</td><td>PC</td></tr></tbody></table>	Code	Description	Qty	UOM	VL1014B2	PRESSURE REDUCER WITH DISTRIBUTOR	1.000	PC	VL1034C0	MESH WATER FILTER D10	1.000	PC	VL1062C0	PRESSURE REDUCER-FILTER LOCKING FORK	1.000	PC	VM1054A0	H7.8 PRESSURE REDUCER RING NUT	1.000	PC
			Code	Description	Qty	UOM																			
VL1014B2	PRESSURE REDUCER WITH DISTRIBUTOR	1.000	PC																						
VL1034C0	MESH WATER FILTER D10	1.000	PC																						
VL1062C0	PRESSURE REDUCER-FILTER LOCKING FORK	1.000	PC																						
VM1054A0	H7.8 PRESSURE REDUCER RING NUT	1.000	PC																						
KRC1243A	Ø10F-Ø10M ELBOW CONN + JG END 10 PCS KIT																								
TB1099A	TB3130A-D10 WATER CONNECTING PIPE		KTb2599A	Ø10 PET WATER PIPE TB2243A0 100M KIT	<table><thead><tr><th>Code</th><th>Description</th><th>Qty</th><th>UOM</th></tr></thead><tbody><tr><td>TB2243A0</td><td>D10 PE TRANSPARENT T PIPE</td><td>100.000</td><td>M</td></tr></tbody></table>	Code	Description	Qty	UOM	TB2243A0	D10 PE TRANSPARENT T PIPE	100.000	M												
			Code	Description	Qty	UOM																			
TB2243A0	D10 PE TRANSPARENT T PIPE	100.000	M																						
KTb2598A	D10 PET HUMIDITY PIPE TB2243A0 3 M KIT	<table><thead><tr><th>Code</th><th>Description</th><th>Qty</th><th>UOM</th></tr></thead><tbody><tr><td>TB2243A0</td><td>D10 PE TRANSPARENT T PIPE</td><td>3.000</td><td>M</td></tr></tbody></table>	Code	Description	Qty	UOM	TB2243A0	D10 PE TRANSPARENT T PIPE	3.000	M															
Code	Description	Qty	UOM																						
TB2243A0	D10 PE TRANSPARENT T PIPE	3.000	M																						
VL1135A	3/4-JG10 CONNECTOR + FILTER AND NRV		KVL1135A	3/4-JG10 FITTING WITH FILTER AND VNR KIT	<table><thead><tr><th>Code</th><th>Description</th><th>Qty</th><th>UOM</th></tr></thead><tbody><tr><td>RC1360A0</td><td>10 - 10 JG ELBOW FITTIN</td><td>1.000</td><td>PC</td></tr><tr><td>VL1135A1</td><td>3/4-JG10 CONNECTOR + FILTER AND NRV</td><td>1.000</td><td>PC</td></tr></tbody></table>	Code	Description	Qty	UOM	RC1360A0	10 - 10 JG ELBOW FITTIN	1.000	PC	VL1135A1	3/4-JG10 CONNECTOR + FILTER AND NRV	1.000	PC								
Code	Description	Qty	UOM																						
RC1360A0	10 - 10 JG ELBOW FITTIN	1.000	PC																						
VL1135A1	3/4-JG10 CONNECTOR + FILTER AND NRV	1.000	PC																						
TB3251A	TB3131A-H2O STEAM INLET PIPE		KTb3131A	WHITE-BLACK 6X12 STEAM PIPE 3M KIT	<table><thead><tr><th>Code</th><th>Description</th><th>Qty</th><th>UOM</th></tr></thead><tbody><tr><td>TB3131A0</td><td>WHITE-BLACK EPDM TEXTILE BRAID HOSE 6x12</td><td>3.000</td><td>M</td></tr><tr><td>VM1794A0</td><td>250x4.8 PA66 BLACK CLAMP</td><td>1.000</td><td>PC</td></tr></tbody></table>	Code	Description	Qty	UOM	TB3131A0	WHITE-BLACK EPDM TEXTILE BRAID HOSE 6x12	3.000	M	VM1794A0	250x4.8 PA66 BLACK CLAMP	1.000	PC								
					Code	Description	Qty	UOM																	
TB3131A0	WHITE-BLACK EPDM TEXTILE BRAID HOSE 6x12	3.000	M																						
VM1794A0	250x4.8 PA66 BLACK CLAMP	1.000	PC																						

COMPONENT			SPARE PART																		
Code	Description	Image	Code	Description	Kit components																
VL1095A	D7.8-D10 RUBBER HOLDER M-M FITTIN		KVL1095A	STRAIGHT CONNECT-HOLDER D7-D10 10PCS KIT	<table><tr><th>Code</th><th>Description</th><th>Qty</th><th>UOM</th></tr><tr><td>VL1095A0</td><td>D7.8-D10 RUBBER HOLDER M-M FITTING</td><td>10.000</td><td>PC</td></tr></table>	Code	Description	Qty	UOM	VL1095A0	D7.8-D10 RUBBER HOLDER M-M FITTING	10.000	PC								
Code	Description	Qty	UOM																		
VL1095A0	D7.8-D10 RUBBER HOLDER M-M FITTING	10.000	PC																		
VL1026A	BEND FOR DRAIN PIPE		KVL1026A	DRAIN PIPE BEND KI	<table><tr><th>Code</th><th>Description</th><th>Qty</th><th>UOM</th></tr><tr><td>GN1400A0</td><td>U-TRAP SEAL</td><td>1.000</td><td>PC</td></tr><tr><td>VL1026A0</td><td>BEND FOR DRAIN PIPE</td><td>1.000</td><td>PC</td></tr><tr><td>VM2039A0</td><td>DRAIN BEND FIXING RING</td><td>1.000</td><td>PC</td></tr></table>	Code	Description	Qty	UOM	GN1400A0	U-TRAP SEAL	1.000	PC	VL1026A0	BEND FOR DRAIN PIPE	1.000	PC	VM2039A0	DRAIN BEND FIXING RING	1.000	PC
Code	Description	Qty	UOM																		
GN1400A0	U-TRAP SEAL	1.000	PC																		
VL1026A0	BEND FOR DRAIN PIPE	1.000	PC																		
VM2039A0	DRAIN BEND FIXING RING	1.000	PC																		
VM2039A	DRAIN BEND FIXING RING		KVL1026A	DRAIN PIPE BEND KI	<table><tr><th>Code</th><th>Description</th><th>Qty</th><th>UOM</th></tr><tr><td>GN1400A0</td><td>U-TRAP SEAL</td><td>1.000</td><td>PC</td></tr><tr><td>VL1026A0</td><td>BEND FOR DRAIN PIPE</td><td>1.000</td><td>PC</td></tr><tr><td>VM2039A0</td><td>DRAIN BEND FIXING RING</td><td>1.000</td><td>PC</td></tr></table>	Code	Description	Qty	UOM	GN1400A0	U-TRAP SEAL	1.000	PC	VL1026A0	BEND FOR DRAIN PIPE	1.000	PC	VM2039A0	DRAIN BEND FIXING RING	1.000	PC
Code	Description	Qty	UOM																		
GN1400A0	U-TRAP SEAL	1.000	PC																		
VL1026A0	BEND FOR DRAIN PIPE	1.000	PC																		
VM2039A0	DRAIN BEND FIXING RING	1.000	PC																		
VM1555A	CT BT COOLING FAN SUPPORT		KVN1165A	S.5E ADVANCE/MM 230V COOLING FAN KIT	<table><tr><th>Code</th><th>Description</th><th>Qty</th><th>UOM</th></tr><tr><td>VI1099A0</td><td>SELF-DRILLIN G SCREW 4.8X13 TCB+ Z</td><td>4.000</td><td>PC</td></tr><tr><td>VM1555A2</td><td>CT BT COOLING FAN SUPPORT</td><td>1.000</td><td>PC</td></tr><tr><td>VN1165A0</td><td>230Vac 50/60Hz COOLING DOWN FAN</td><td>1.000</td><td>PC</td></tr></table>	Code	Description	Qty	UOM	VI1099A0	SELF-DRILLIN G SCREW 4.8X13 TCB+ Z	4.000	PC	VM1555A2	CT BT COOLING FAN SUPPORT	1.000	PC	VN1165A0	230Vac 50/60Hz COOLING DOWN FAN	1.000	PC
Code	Description	Qty	UOM																		
VI1099A0	SELF-DRILLIN G SCREW 4.8X13 TCB+ Z	4.000	PC																		
VM1555A2	CT BT COOLING FAN SUPPORT	1.000	PC																		
VN1165A0	230Vac 50/60Hz COOLING DOWN FAN	1.000	PC																		
			KVN1164A	S.5/5E 12VDC COOLING DOWN FAN KIT	<table><tr><th>Code</th><th>Description</th><th>Qty</th><th>UOM</th></tr><tr><td>VI1099A0</td><td>SELF-DRILLIN G SCREW 4.8X13 TCB+ Z</td><td>4.000</td><td>PC</td></tr><tr><td>VM1555A2</td><td>CT BT COOLING FAN SUPPORT</td><td>1.000</td><td>PC</td></tr><tr><td>VN1164A0</td><td>12VDC COOLING DONW FAN</td><td>1.000</td><td>PC</td></tr></table>	Code	Description	Qty	UOM	VI1099A0	SELF-DRILLIN G SCREW 4.8X13 TCB+ Z	4.000	PC	VM1555A2	CT BT COOLING FAN SUPPORT	1.000	PC	VN1164A0	12VDC COOLING DONW FAN	1.000	PC
Code	Description	Qty	UOM																		
VI1099A0	SELF-DRILLIN G SCREW 4.8X13 TCB+ Z	4.000	PC																		
VM1555A2	CT BT COOLING FAN SUPPORT	1.000	PC																		
VN1164A0	12VDC COOLING DONW FAN	1.000	PC																		

COMPONENT			SPARE PART																		
Code	Description	Image	Code	Description	Kit components																
VM1556A	XBC-XVC COOLING FAN GUARD		KVM1556A	XBC-XVC COOLING FAN GUARD KIT	<table><tr><th>Code</th><th>Description</th><th>Qty</th><th>UOM</th></tr><tr><td>VM1556A0</td><td>XBC-XVC COOLING FAN GUARD</td><td>1.000</td><td>PC</td></tr></table>	Code	Description	Qty	UOM	VM1556A0	XBC-XVC COOLING FAN GUARD	1.000	PC								
Code	Description	Qty	UOM																		
VM1556A0	XBC-XVC COOLING FAN GUARD	1.000	PC																		
VN1165A	230Vac 50/60Hz COOLING DOWN FA		KVN1165A	S.5E ADVANCE/MM 230V COOLING FAN KIT	<table><tr><th>Code</th><th>Description</th><th>Qty</th><th>UOM</th></tr><tr><td>VI1099A0</td><td>SELF-DRILLIN G SCREW 4.8X13 TCB+ Z</td><td>4.000</td><td>PC</td></tr><tr><td>VM1555A2</td><td>CT BT COOLING FAN SUPPORT</td><td>1.000</td><td>PC</td></tr><tr><td>VN1165A0</td><td>230Vac 50/60Hz COOLING DOWN FAN</td><td>1.000</td><td>PC</td></tr></table>	Code	Description	Qty	UOM	VI1099A0	SELF-DRILLIN G SCREW 4.8X13 TCB+ Z	4.000	PC	VM1555A2	CT BT COOLING FAN SUPPORT	1.000	PC	VN1165A0	230Vac 50/60Hz COOLING DOWN FAN	1.000	PC
Code	Description	Qty	UOM																		
VI1099A0	SELF-DRILLIN G SCREW 4.8X13 TCB+ Z	4.000	PC																		
VM1555A2	CT BT COOLING FAN SUPPORT	1.000	PC																		
VN1165A0	230Vac 50/60Hz COOLING DOWN FAN	1.000	PC																		
0H2202A	ONE WASHING WITH STEAM VALVE SUPPORT		0H2202A1	ONE WASHING WITH STEAM VALVE SUPPORT																	
EL1438A	BARBED STEAM SOLENOID VALVE 5+9		KEL1438A	5+9 BARBED 6 STEAM SOLENOID VALVE KIT	<table><tr><th>Code</th><th>Description</th><th>Qty</th><th>UOM</th></tr><tr><td>EL1438A0</td><td>BARBED STEAM SOLENOID VALVE 5+9</td><td>1.000</td><td>PC</td></tr><tr><td>RC1018A0</td><td>ZINC PLATED D12 ELASTIC CLAMP</td><td>2.000</td><td>PC</td></tr></table>	Code	Description	Qty	UOM	EL1438A0	BARBED STEAM SOLENOID VALVE 5+9	1.000	PC	RC1018A0	ZINC PLATED D12 ELASTIC CLAMP	2.000	PC				
Code	Description	Qty	UOM																		
EL1438A0	BARBED STEAM SOLENOID VALVE 5+9	1.000	PC																		
RC1018A0	ZINC PLATED D12 ELASTIC CLAMP	2.000	PC																		
RC1414A	D12 HOSE CLAMP		KRC1414A	D11-12 HOSE SNAP CLAMP 10 PCS KIT	<table><tr><th>Code</th><th>Description</th><th>Qty</th><th>UOM</th></tr><tr><td>RC1414A0</td><td>D12 HOSE CLAMP</td><td>50.000</td><td>PC</td></tr></table>	Code	Description	Qty	UOM	RC1414A0	D12 HOSE CLAMP	50.000	PC								
Code	Description	Qty	UOM																		
RC1414A0	D12 HOSE CLAMP	50.000	PC																		








COMPONENT			SPARE PART																		
Code	Description	Image	Code	Description	Kit components																
TB2869A	TB2869A0		KVL0011A	WHITE-BLACK 6x12 REINF PIPE 100M KI	<table><tr><th>Code</th><th>Description</th><th>Qty</th><th>UOM</th></tr><tr><td>TB3131A0</td><td>WHITE-BLACK EPDM TEXTILE BRAID HOSE 6x12</td><td>100.000</td><td>M</td></tr></table>	Code	Description	Qty	UOM	TB3131A0	WHITE-BLACK EPDM TEXTILE BRAID HOSE 6x12	100.000	M								
Code	Description	Qty	UOM																		
TB3131A0	WHITE-BLACK EPDM TEXTILE BRAID HOSE 6x12	100.000	M																		
			KTB3131A	WHITE-BLACK 6X12 STEAM PIPE 3M KIT	<table><tr><th>Code</th><th>Description</th><th>Qty</th><th>UOM</th></tr><tr><td>TB3131A0</td><td>WHITE-BLACK EPDM TEXTILE BRAID HOSE 6x12</td><td>3.000</td><td>M</td></tr><tr><td>VM1794A0</td><td>250x4.8 PA66 BLACK CLAMP</td><td>1.000</td><td>PC</td></tr></table>	Code	Description	Qty	UOM	TB3131A0	WHITE-BLACK EPDM TEXTILE BRAID HOSE 6x12	3.000	M	VM1794A0	250x4.8 PA66 BLACK CLAMP	1.000	PC				
Code	Description	Qty	UOM																		
TB3131A0	WHITE-BLACK EPDM TEXTILE BRAID HOSE 6x12	3.000	M																		
VM1794A0	250x4.8 PA66 BLACK CLAMP	1.000	PC																		
0H2561A	6 S. DOOR COUNTERBRACKET		0H2561A0	6 S. DOOR COUNTERBRACKET																	
VI1995A	M5x25 ST.STEEL SCREW		VI1995A0	M5x25 ST.STEEL SCREW																	
VM1240A	NYLON SUPPORT CAP		KVM1240A	4 PCS COUNTER BRACKET SUPPORT CAP KIT	<table><tr><th>Code</th><th>Description</th><th>Qty</th><th>UOM</th></tr><tr><td>VM1240A0</td><td>NYLON SUPPORT CAP</td><td>4.000</td><td>PC</td></tr></table>	Code	Description	Qty	UOM	VM1240A0	NYLON SUPPORT CAP	4.000	PC								
Code	Description	Qty	UOM																		
VM1240A0	NYLON SUPPORT CAP	4.000	PC																		
VM2273A	MM DOOR LEFT LOWER BRACKET		KVM2273A	MIND.Maps DOOR LOWER LEFT BRACKET KIT	<table><tr><th>Code</th><th>Description</th><th>Qty</th><th>UOM</th></tr><tr><td>0H7330A0</td><td>DOOR LOWER BRACKET WASHER</td><td>2.000</td><td>PC</td></tr><tr><td>VI1995A0</td><td>M5x25 ST.STEEL SCREW</td><td>4.000</td><td>PC</td></tr><tr><td>VM2273A1</td><td>MM DOOR LEFT LOWER BRACKET</td><td>1.000</td><td>PC</td></tr></table>	Code	Description	Qty	UOM	0H7330A0	DOOR LOWER BRACKET WASHER	2.000	PC	VI1995A0	M5x25 ST.STEEL SCREW	4.000	PC	VM2273A1	MM DOOR LEFT LOWER BRACKET	1.000	PC
Code	Description	Qty	UOM																		
0H7330A0	DOOR LOWER BRACKET WASHER	2.000	PC																		
VI1995A0	M5x25 ST.STEEL SCREW	4.000	PC																		
VM2273A1	MM DOOR LEFT LOWER BRACKET	1.000	PC																		



COMPONENT			SPARE PART														
Code	Description	Image	Code	Description	Kit components												
VM2273A	MM DOOR LEFT LOWER BRACKET		KVM2273A	MIND.Maps DOOR LOWER LEFT BRACKET KIT	<table><tr><th>Code</th><th>Description</th><th>Qty</th><th>UOM</th></tr><tr><td>VM2352A0</td><td>MM LOWER DOOR BRACKET LEFT SCREW COVERI</td><td>1.000</td><td>PC</td></tr><tr><td>VM2353A0</td><td>MM LOWER DOOR BRACKET RIGHT SCREW COVERI</td><td>1.000</td><td>PC</td></tr></table>	Code	Description	Qty	UOM	VM2352A0	MM LOWER DOOR BRACKET LEFT SCREW COVERI	1.000	PC	VM2353A0	MM LOWER DOOR BRACKET RIGHT SCREW COVERI	1.000	PC
Code	Description	Qty	UOM														
VM2352A0	MM LOWER DOOR BRACKET LEFT SCREW COVERI	1.000	PC														
VM2353A0	MM LOWER DOOR BRACKET RIGHT SCREW COVERI	1.000	PC														
VM2352A	MM LOWER DOOR BRACKET LEFT SCREW COVERI		VM2352A0	MM LOWER DOOR BRACKET LEFT SCREW COVERI													
VM2353A	MM LOWER DOOR BRACKET RIGHT SCREW COVERI		VM2353A0	MM LOWER DOOR BRACKET RIGHT SCREW COVERI													
0H2561A	6 S. DOOR COUNTERBRACKET		0H2561A0	6 S. DOOR COUNTERBRACKET													
VI1995A	M5x25 ST.STEEL SCREW		VI1995A0	M5x25 ST.STEEL SCREW													



COMPONENT			SPARE PART																										
Code	Description	Image	Code	Description	Kit components																								
VM1240A	NYLON SUPPORT CAP		KVM1240A	4 PCS COUNTER BRACKET SUPPORT CAP KIT	<table><tr><th>Code</th><th>Description</th><th>Qty</th><th>UOM</th></tr><tr><td>VM1240A0</td><td>NYLON SUPPORT CAP</td><td>4.000</td><td>PC</td></tr></table>	Code	Description	Qty	UOM	VM1240A0	NYLON SUPPORT CAP	4.000	PC																
Code	Description	Qty	UOM																										
VM1240A0	NYLON SUPPORT CAP	4.000	PC																										
VM2271A	MM DOOR LEFT UPPER BRACKET		KVM2271A	MIND.MAPS UPPER LEFT DOOR BRACKET KIT	<table><tr><th>Code</th><th>Description</th><th>Qty</th><th>UOM</th></tr><tr><td>VI1220A1</td><td>4,2x12 TCB SELF-TAPPIN G SCREW</td><td>2.000</td><td>PC</td></tr><tr><td>VI1995A0</td><td>M5x25 ST.STEEL SCREW</td><td>4.000</td><td>PC</td></tr><tr><td>VI1997A0</td><td>5x10X1 FLAT WASHER</td><td>4.000</td><td>PC</td></tr><tr><td>VM2271A0</td><td>MM DOOR LEFT UPPER BRACKET</td><td>1.000</td><td>PC</td></tr><tr><td>VM2298A0</td><td>DOOR BRACKET UPPER COVER</td><td>1.000</td><td>PC</td></tr></table>	Code	Description	Qty	UOM	VI1220A1	4,2x12 TCB SELF-TAPPIN G SCREW	2.000	PC	VI1995A0	M5x25 ST.STEEL SCREW	4.000	PC	VI1997A0	5x10X1 FLAT WASHER	4.000	PC	VM2271A0	MM DOOR LEFT UPPER BRACKET	1.000	PC	VM2298A0	DOOR BRACKET UPPER COVER	1.000	PC
Code	Description	Qty	UOM																										
VI1220A1	4,2x12 TCB SELF-TAPPIN G SCREW	2.000	PC																										
VI1995A0	M5x25 ST.STEEL SCREW	4.000	PC																										
VI1997A0	5x10X1 FLAT WASHER	4.000	PC																										
VM2271A0	MM DOOR LEFT UPPER BRACKET	1.000	PC																										
VM2298A0	DOOR BRACKET UPPER COVER	1.000	PC																										
VM2298A	DOOR BRACKET UPPER COVER		KVM2298A	MIND.Maps DOOR UPPER BRACKET COVER KIT	<table><tr><th>Code</th><th>Description</th><th>Qty</th><th>UOM</th></tr><tr><td>VI1220A1</td><td>4,2x12 TCB SELF-TAPPIN G SCREW</td><td>2.000</td><td>PC</td></tr><tr><td>VM2298A0</td><td>DOOR BRACKET UPPER COVER</td><td>1.000</td><td>PC</td></tr></table>	Code	Description	Qty	UOM	VI1220A1	4,2x12 TCB SELF-TAPPIN G SCREW	2.000	PC	VM2298A0	DOOR BRACKET UPPER COVER	1.000	PC												
Code	Description	Qty	UOM																										
VI1220A1	4,2x12 TCB SELF-TAPPIN G SCREW	2.000	PC																										
VM2298A0	DOOR BRACKET UPPER COVER	1.000	PC																										
0H2561A	6 S. DOOR COUNTERBRACKET		0H2561A0	6 S. DOOR COUNTERBRACKET																									

COMPONENT			SPARE PART																																						
Code	Description	Image	Code	Description	Kit components																																				
VE1020B	MAGNET DOOR MICROSWITCH		KVE1020B	MICROSWITCH KIT	<table><tr><th>Code</th><th>Description</th><th>Qty</th><th>UOM</th></tr><tr><td>CE1030A0</td><td>FEMALE FASTON COVER 6.3X0.8 0,5-1mmq</td><td>2.000</td><td>PC</td></tr><tr><td>CE1660A0</td><td>6,3x0,8 FEMALE FASTON COVE</td><td>2.000</td><td>PC</td></tr><tr><td>CE1730A0</td><td>PVC CABLE NP 2 X AWG22 STYLE 2095</td><td>0.150</td><td>M</td></tr><tr><td>CE1740A0</td><td>MINIFIT MALE END FITTING</td><td>2.000</td><td>PC</td></tr><tr><td>CE1745A0</td><td>2 WAYS FEMALE MINIFIT CONNECTOR</td><td>1.000</td><td>PC</td></tr><tr><td>VE1020B0</td><td>MAGNET DOOR MICROSWITC</td><td>1.000</td><td>PC</td></tr><tr><td>VE1030A1</td><td>MAGNET FOR DOOR MICROSWITC H D=22,9mm</td><td>1.000</td><td>PC</td></tr><tr><td>VI1192A0</td><td></td><td>1.000</td><td>PC</td></tr></table>	Code	Description	Qty	UOM	CE1030A0	FEMALE FASTON COVER 6.3X0.8 0,5-1mmq	2.000	PC	CE1660A0	6,3x0,8 FEMALE FASTON COVE	2.000	PC	CE1730A0	PVC CABLE NP 2 X AWG22 STYLE 2095	0.150	M	CE1740A0	MINIFIT MALE END FITTING	2.000	PC	CE1745A0	2 WAYS FEMALE MINIFIT CONNECTOR	1.000	PC	VE1020B0	MAGNET DOOR MICROSWITC	1.000	PC	VE1030A1	MAGNET FOR DOOR MICROSWITC H D=22,9mm	1.000	PC	VI1192A0		1.000	PC
Code	Description	Qty	UOM																																						
CE1030A0	FEMALE FASTON COVER 6.3X0.8 0,5-1mmq	2.000	PC																																						
CE1660A0	6,3x0,8 FEMALE FASTON COVE	2.000	PC																																						
CE1730A0	PVC CABLE NP 2 X AWG22 STYLE 2095	0.150	M																																						
CE1740A0	MINIFIT MALE END FITTING	2.000	PC																																						
CE1745A0	2 WAYS FEMALE MINIFIT CONNECTOR	1.000	PC																																						
VE1020B0	MAGNET DOOR MICROSWITC	1.000	PC																																						
VE1030A1	MAGNET FOR DOOR MICROSWITC H D=22,9mm	1.000	PC																																						
VI1192A0		1.000	PC																																						
VM1240A	NYLON SUPPORT CAP		KVM1240A	4 PCS COUNTER BRACKET SUPPORT CAP KIT	<table><tr><th>Code</th><th>Description</th><th>Qty</th><th>UOM</th></tr><tr><td>VM1240A0</td><td>NYLON SUPPORT CAP</td><td>4.000</td><td>PC</td></tr></table>	Code	Description	Qty	UOM	VM1240A0	NYLON SUPPORT CAP	4.000	PC																												
Code	Description	Qty	UOM																																						
VM1240A0	NYLON SUPPORT CAP	4.000	PC																																						
VP1075A	PLUS/1/ZERO MICROSWITCH SUPPORT COVER		KVP1075A	-M MICROSWITCH SUPPORT PLATE KI	<table><tr><th>Code</th><th>Description</th><th>Qty</th><th>UOM</th></tr><tr><td>VP1075A0</td><td>PLUS/1/ZERO MICROSWITC H SUPPORT COVER</td><td>1.000</td><td>PC</td></tr></table>	Code	Description	Qty	UOM	VP1075A0	PLUS/1/ZERO MICROSWITC H SUPPORT COVER	1.000	PC																												
Code	Description	Qty	UOM																																						
VP1075A0	PLUS/1/ZERO MICROSWITC H SUPPORT COVER	1.000	PC																																						






COMPONENT			SPARE PART																		
Code	Description	Image	Code	Description	Kit components																
0H2561A	6 S. DOOR COUNTERBRACKET		0H2561A0	6 S. DOOR COUNTERBRACKET	<table><tr><th>Code</th><th>Description</th><th>Qty</th><th>UOM</th></tr><tr><td>VM1240A0</td><td>NYLON SUPPORT CAP</td><td>4.000</td><td>PC</td></tr></table>	Code	Description	Qty	UOM	VM1240A0	NYLON SUPPORT CAP	4.000	PC								
Code	Description	Qty	UOM																		
VM1240A0	NYLON SUPPORT CAP	4.000	PC																		
VM1240A	NYLON SUPPORT CAP		KVM1240A	4 PCS COUNTER BRACKET SUPPORT CAP KIT																	
VM2310A	UPPER DOOR BRACKET HOLES COVER		KVM2310A	UPPER BRACKET HOLE COVER KIT																	
0H1019A	BRACKET FOR CHEFTOP H100 FEE		K0H1019A	CT REINF. PLATE FOR H100 FEET	<table><tr><th>Code</th><th>Description</th><th>Qty</th><th>UOM</th></tr><tr><td>0H1019A2</td><td>BRACKET FOR CHEFTOP H100 FEET</td><td>1.000</td><td>PC</td></tr><tr><td>VI1739A0</td><td>ZINC THREAD INSERT M10 FTT/E STP</td><td>2.000</td><td>PC</td></tr></table>	Code	Description	Qty	UOM	0H1019A2	BRACKET FOR CHEFTOP H100 FEET	1.000	PC	VI1739A0	ZINC THREAD INSERT M10 FTT/E STP	2.000	PC				
Code	Description	Qty	UOM																		
0H1019A2	BRACKET FOR CHEFTOP H100 FEET	1.000	PC																		
VI1739A0	ZINC THREAD INSERT M10 FTT/E STP	2.000	PC																		
PD1074A	H=100 SQUARE FOO		KPD1074A	Mind.Maps H100 FOOT KIT	<table><tr><th>Code</th><th>Description</th><th>Qty</th><th>UOM</th></tr><tr><td>PD1074A0</td><td>H=100 SQUARE FOO</td><td>1.000</td><td>PC</td></tr><tr><td>PD1075A1</td><td>PD1074 FOOT LOCKING BRACKET</td><td>1.000</td><td>PC</td></tr><tr><td>VI1220A1</td><td>4,2x12 TCB SELF-TAPPIN G SCREW</td><td>5.000</td><td>PC</td></tr></table>	Code	Description	Qty	UOM	PD1074A0	H=100 SQUARE FOO	1.000	PC	PD1075A1	PD1074 FOOT LOCKING BRACKET	1.000	PC	VI1220A1	4,2x12 TCB SELF-TAPPIN G SCREW	5.000	PC
Code	Description	Qty	UOM																		
PD1074A0	H=100 SQUARE FOO	1.000	PC																		
PD1075A1	PD1074 FOOT LOCKING BRACKET	1.000	PC																		
VI1220A1	4,2x12 TCB SELF-TAPPIN G SCREW	5.000	PC																		

COMPONENT			SPARE PART																										
Code	Description	Image	Code	Description	Kit components																								
PD1075A	PD1074 FOOT LOCKING BRACKET		KPD1075A	OVEN FOOT STOPPING BRACKET 4 PCS KIT	<table><tr><th>Code</th><th>Description</th><th>Qty</th><th>UOM</th></tr><tr><td>PD1075A1</td><td>PD1074 FOOT LOCKING BRACKET</td><td>4.000</td><td>PC</td></tr><tr><td>VI1950A0</td><td>ST. STEEL 4,2X13 TCB SELF-DRILLIN G SCREW</td><td>8.000</td><td>PC</td></tr></table>	Code	Description	Qty	UOM	PD1075A1	PD1074 FOOT LOCKING BRACKET	4.000	PC	VI1950A0	ST. STEEL 4,2X13 TCB SELF-DRILLIN G SCREW	8.000	PC												
Code	Description	Qty	UOM																										
PD1075A1	PD1074 FOOT LOCKING BRACKET	4.000	PC																										
VI1950A0	ST. STEEL 4,2X13 TCB SELF-DRILLIN G SCREW	8.000	PC																										
GN1558A	EXHAUST SEAL		KVP1168A	CHIMNEY SEALING RING KIT	<table><tr><th>Code</th><th>Description</th><th>Qty</th><th>UOM</th></tr><tr><td>VI1220A1</td><td>4,2x12 TCB SELF-TAPPIN G SCREW</td><td>3.000</td><td>PC</td></tr><tr><td>VP1168A0</td><td></td><td>1.000</td><td>PC</td></tr></table>	Code	Description	Qty	UOM	VI1220A1	4,2x12 TCB SELF-TAPPIN G SCREW	3.000	PC	VP1168A0		1.000	PC												
Code	Description	Qty	UOM																										
VI1220A1	4,2x12 TCB SELF-TAPPIN G SCREW	3.000	PC																										
VP1168A0		1.000	PC																										
TR1136A	318°C -0/+24 1 POLE SAFETY THERMOSTAT		KTR1136A	318°C -0/+24 SAFETY THERMOSTAT KIT	<table><tr><th>Code</th><th>Description</th><th>Qty</th><th>UOM</th></tr><tr><td>0H7030A0</td><td>THERMOSTAT BULB INLET COVER</td><td>1.000</td><td>PC</td></tr><tr><td>GN1531A0</td><td>THERMOSTAT BULB INLET SEALING</td><td>1.000</td><td>PC</td></tr><tr><td>SL1045A0</td><td>S57 BLACK SILICONE - 80ml CARTRIDGE</td><td>1.000</td><td>PC</td></tr><tr><td>TR1136A0</td><td>318°C -0/+24 1 POLE SAFETY THERMOSTAT</td><td>1.000</td><td>PC</td></tr><tr><td>VI1220A1</td><td>4,2x12 TCB SELF-TAPPIN G SCREW</td><td>3.000</td><td>PC</td></tr></table>	Code	Description	Qty	UOM	0H7030A0	THERMOSTAT BULB INLET COVER	1.000	PC	GN1531A0	THERMOSTAT BULB INLET SEALING	1.000	PC	SL1045A0	S57 BLACK SILICONE - 80ml CARTRIDGE	1.000	PC	TR1136A0	318°C -0/+24 1 POLE SAFETY THERMOSTAT	1.000	PC	VI1220A1	4,2x12 TCB SELF-TAPPIN G SCREW	3.000	PC
Code	Description	Qty	UOM																										
0H7030A0	THERMOSTAT BULB INLET COVER	1.000	PC																										
GN1531A0	THERMOSTAT BULB INLET SEALING	1.000	PC																										
SL1045A0	S57 BLACK SILICONE - 80ml CARTRIDGE	1.000	PC																										
TR1136A0	318°C -0/+24 1 POLE SAFETY THERMOSTAT	1.000	PC																										
VI1220A1	4,2x12 TCB SELF-TAPPIN G SCREW	3.000	PC																										
VM1991A	CHEFTOP E SERIES DRIP TRAY		KVM1991A	E SERIES CHEFTOP DRIP TRAY	<table><tr><th>Code</th><th>Description</th><th>Qty</th><th>UOM</th></tr><tr><td>VM1220A0</td><td>CLIP TO FIX DRIP TRAY C.T</td><td>4.000</td><td>PC</td></tr><tr><td>VM1991A0</td><td>CHEFTOP E SERIES DRIP TRAY</td><td>1.000</td><td>PC</td></tr><tr><td>VM2074A0</td><td>DRIP TRAY FIXING CLIP WITH SCREW</td><td>4.000</td><td>PC</td></tr></table>	Code	Description	Qty	UOM	VM1220A0	CLIP TO FIX DRIP TRAY C.T	4.000	PC	VM1991A0	CHEFTOP E SERIES DRIP TRAY	1.000	PC	VM2074A0	DRIP TRAY FIXING CLIP WITH SCREW	4.000	PC								
Code	Description	Qty	UOM																										
VM1220A0	CLIP TO FIX DRIP TRAY C.T	4.000	PC																										
VM1991A0	CHEFTOP E SERIES DRIP TRAY	1.000	PC																										
VM2074A0	DRIP TRAY FIXING CLIP WITH SCREW	4.000	PC																										

COMPONENT			SPARE PART																						
Code	Description	Image	Code	Description	Kit components																				
VM2035A	DRAIN PIPE SUPPORT		KVM2035A	DRAIN PIPE SUPPORT 2 PCS. KI	<table><tr><th>Code</th><th>Description</th><th>Qty</th><th>UOM</th></tr><tr><td>VM2035A0</td><td>DRAIN PIPE SUPPORT</td><td>2.000</td><td>PC</td></tr></table>	Code	Description	Qty	UOM	VM2035A0	DRAIN PIPE SUPPORT	2.000	PC												
Code	Description	Qty	UOM																						
VM2035A0	DRAIN PIPE SUPPORT	2.000	PC																						
VM2061A	ACCESSORIES CABLES WALL PASSING		KVM1505A	THROUGH-WALL CONNECTION+DIAPHRAGM KIT	<table><tr><th>Code</th><th>Description</th><th>Qty</th><th>UOM</th></tr><tr><td>VI1220A1</td><td>4,2x12 TCB SELF-TAPPING G SCREW</td><td>1.000</td><td>PC</td></tr><tr><td>VM1505A0</td><td>WALL PASSING WITH DIAPHRAGM</td><td>3.000</td><td>PC</td></tr><tr><td>VM2055A0</td><td>UPPER WALL PASSING ACCESSORY CABLES</td><td>1.000</td><td>PC</td></tr><tr><td>VM2056A0</td><td>LOWER WALL PASSING ACCESSORY CABLES</td><td>1.000</td><td>PC</td></tr></table>	Code	Description	Qty	UOM	VI1220A1	4,2x12 TCB SELF-TAPPING G SCREW	1.000	PC	VM1505A0	WALL PASSING WITH DIAPHRAGM	3.000	PC	VM2055A0	UPPER WALL PASSING ACCESSORY CABLES	1.000	PC	VM2056A0	LOWER WALL PASSING ACCESSORY CABLES	1.000	PC
Code	Description	Qty	UOM																						
VI1220A1	4,2x12 TCB SELF-TAPPING G SCREW	1.000	PC																						
VM1505A0	WALL PASSING WITH DIAPHRAGM	3.000	PC																						
VM2055A0	UPPER WALL PASSING ACCESSORY CABLES	1.000	PC																						
VM2056A0	LOWER WALL PASSING ACCESSORY CABLES	1.000	PC																						
VM2074A	DRIP TRAY FIXING CLIP WITH SCREW		KVM1220A	CT/BT DRIP TRAY FIXING CLIPS 4PCS KIT	<table><tr><th>Code</th><th>Description</th><th>Qty</th><th>UOM</th></tr><tr><td>VI1220A1</td><td>4,2x12 TCB SELF-TAPPING G SCREW</td><td>4.000</td><td>PC</td></tr><tr><td>VM1220A0</td><td>CLIP TO FIX DRIP TRAY C.T</td><td>4.000</td><td>PC</td></tr><tr><td>VM2074A0</td><td>DRIP TRAY FIXING CLIP WITH SCREW</td><td>4.000</td><td>PC</td></tr></table>	Code	Description	Qty	UOM	VI1220A1	4,2x12 TCB SELF-TAPPING G SCREW	4.000	PC	VM1220A0	CLIP TO FIX DRIP TRAY C.T	4.000	PC	VM2074A0	DRIP TRAY FIXING CLIP WITH SCREW	4.000	PC				
Code	Description	Qty	UOM																						
VI1220A1	4,2x12 TCB SELF-TAPPING G SCREW	4.000	PC																						
VM1220A0	CLIP TO FIX DRIP TRAY C.T	4.000	PC																						
VM2074A0	DRIP TRAY FIXING CLIP WITH SCREW	4.000	PC																						
VM2249A	COOKING CHAMBER FRONT CORNER		KVM2249A	CHAMBER FRONT PROFILE CORNER KIT	<table><tr><th>Code</th><th>Description</th><th>Qty</th><th>UOM</th></tr><tr><td>VM2249A0</td><td>COOKING CHAMBER FRONT CORNER</td><td>1.000</td><td>PC</td></tr></table>	Code	Description	Qty	UOM	VM2249A0	COOKING CHAMBER FRONT CORNER	1.000	PC												
Code	Description	Qty	UOM																						
VM2249A0	COOKING CHAMBER FRONT CORNER	1.000	PC																						



COMPONENT			SPARE PART										
Code	Description	Image	Code	Description	Kit components								
VM2311A	SCREWS COVER		KVM2311A	SCREWS COVER PLATE KIT	<table><tr><th>Code</th><th>Description</th><th>Qty</th><th>UOM</th></tr><tr><td>VM2311A0</td><td>SCREWS COVER</td><td>1.000</td><td>PC</td></tr></table>	Code	Description	Qty	UOM	VM2311A0	SCREWS COVER	1.000	PC
Code	Description	Qty	UOM										
VM2311A0	SCREWS COVER	1.000	PC										
VM2450A	THROUG-WALL CONNECTION 3 PIPES		KVM2450A	3 PIPES THROUGH-WALL CONNECTION KIT	<table><tr><th>Code</th><th>Description</th><th>Qty</th><th>UOM</th></tr><tr><td>VM2450A0</td><td>THROUG-WAL L CONNECTION 3 PIPES</td><td>1.000</td><td>PC</td></tr></table>	Code	Description	Qty	UOM	VM2450A0	THROUG-WAL L CONNECTION 3 PIPES	1.000	PC
Code	Description	Qty	UOM										
VM2450A0	THROUG-WAL L CONNECTION 3 PIPES	1.000	PC										
VP1121A	LEFT-RIGHT WATER SEALING CAP		VP1121A0	LEFT-RIGHT WATER SEALING CAP									

ASM2921B/0.D04 - Door

FRONT



ASM2921B/0.D04 - Door


REAR






COMPONENT			SPARE PART																																																																		
Code	Description	Image	Code	Description	Kit components																																																																
0B1106A	XEVC-0511-E DOOR EXTERNAL LEFT COLUMN		KDR1325A	0511 ZERO RIGHT -M EXTERNAL DOOR	<table><tr><th>Code</th><th>Description</th><th>Qty</th><th>UOM</th></tr><tr><td>0B1106A0</td><td>XEVC-0511-E DOOR EXTERNAL LEFT COLUMN</td><td>1.000</td><td>PC</td></tr><tr><td>0B1107A1</td><td>XEVC-0511-E LEFT INT DOOR COLUM</td><td>1.000</td><td>PC</td></tr><tr><td>0B1108B1</td><td>XEVC-0511 DOOR EXTERNAL RIGHT COLUM</td><td>1.000</td><td>PC</td></tr><tr><td>0B1109A1</td><td>XEVC-0511-E RIGHT INT DOOR COLUM</td><td>1.000</td><td>PC</td></tr><tr><td>0B1122B0</td><td>MM CT DOOR LOWER CROSS BAR</td><td>1.000</td><td>PC</td></tr><tr><td>0B1166A1</td><td>XEVC-0511-E EXT GLASS SUPPORT PROFILE</td><td>2.000</td><td>PC</td></tr><tr><td>0B1216B0</td><td>MM CT DOUBLE GLASS DOOR UPPER CROSS BAR</td><td>1.000</td><td>PC</td></tr><tr><td>0B1217A1</td><td>MM DOUBLE GLASS DOOR INT UPPER BEAM 750</td><td>1.000</td><td>PC</td></tr><tr><td>0H2892A0</td><td>LED BAR UPPER CAP PLATE</td><td>1.000</td><td>PC</td></tr><tr><td>0H2893A0</td><td>LED BAR LOWER CAP PLATE</td><td>1.000</td><td>PC</td></tr><tr><td>CE1096A0</td><td>4 POLES MICROFIT 3 M BUS CABLE</td><td>1.000</td><td>PC</td></tr><tr><td>CE1285A0</td><td>EMI ROUND FERRITE MOD.26438015 02</td><td>2.000</td><td>PC</td></tr><tr><td>CE1851A0</td><td>MICROFIT CABLE 2P M-F-F AWG22</td><td>1.000</td><td>PC</td></tr><tr><td>CE2001A0</td><td>MICROFIT CABLE 2PM-100-2PM 2AWG22</td><td>1.000</td><td>PC</td></tr><tr><td>CE2002A0</td><td>MICROFIT CABLE 2PM-100-AMP MODU2 2AWG22</td><td>1.000</td><td>PC</td></tr></table>	Code	Description	Qty	UOM	0B1106A0	XEVC-0511-E DOOR EXTERNAL LEFT COLUMN	1.000	PC	0B1107A1	XEVC-0511-E LEFT INT DOOR COLUM	1.000	PC	0B1108B1	XEVC-0511 DOOR EXTERNAL RIGHT COLUM	1.000	PC	0B1109A1	XEVC-0511-E RIGHT INT DOOR COLUM	1.000	PC	0B1122B0	MM CT DOOR LOWER CROSS BAR	1.000	PC	0B1166A1	XEVC-0511-E EXT GLASS SUPPORT PROFILE	2.000	PC	0B1216B0	MM CT DOUBLE GLASS DOOR UPPER CROSS BAR	1.000	PC	0B1217A1	MM DOUBLE GLASS DOOR INT UPPER BEAM 750	1.000	PC	0H2892A0	LED BAR UPPER CAP PLATE	1.000	PC	0H2893A0	LED BAR LOWER CAP PLATE	1.000	PC	CE1096A0	4 POLES MICROFIT 3 M BUS CABLE	1.000	PC	CE1285A0	EMI ROUND FERRITE MOD.26438015 02	2.000	PC	CE1851A0	MICROFIT CABLE 2P M-F-F AWG22	1.000	PC	CE2001A0	MICROFIT CABLE 2PM-100-2PM 2AWG22	1.000	PC	CE2002A0	MICROFIT CABLE 2PM-100-AMP MODU2 2AWG22	1.000	PC
Code	Description	Qty	UOM																																																																		
0B1106A0	XEVC-0511-E DOOR EXTERNAL LEFT COLUMN	1.000	PC																																																																		
0B1107A1	XEVC-0511-E LEFT INT DOOR COLUM	1.000	PC																																																																		
0B1108B1	XEVC-0511 DOOR EXTERNAL RIGHT COLUM	1.000	PC																																																																		
0B1109A1	XEVC-0511-E RIGHT INT DOOR COLUM	1.000	PC																																																																		
0B1122B0	MM CT DOOR LOWER CROSS BAR	1.000	PC																																																																		
0B1166A1	XEVC-0511-E EXT GLASS SUPPORT PROFILE	2.000	PC																																																																		
0B1216B0	MM CT DOUBLE GLASS DOOR UPPER CROSS BAR	1.000	PC																																																																		
0B1217A1	MM DOUBLE GLASS DOOR INT UPPER BEAM 750	1.000	PC																																																																		
0H2892A0	LED BAR UPPER CAP PLATE	1.000	PC																																																																		
0H2893A0	LED BAR LOWER CAP PLATE	1.000	PC																																																																		
CE1096A0	4 POLES MICROFIT 3 M BUS CABLE	1.000	PC																																																																		
CE1285A0	EMI ROUND FERRITE MOD.26438015 02	2.000	PC																																																																		
CE1851A0	MICROFIT CABLE 2P M-F-F AWG22	1.000	PC																																																																		
CE2001A0	MICROFIT CABLE 2PM-100-2PM 2AWG22	1.000	PC																																																																		
CE2002A0	MICROFIT CABLE 2PM-100-AMP MODU2 2AWG22	1.000	PC																																																																		




COMPONENT			SPARE PART																																																																						
Code	Description	Image	Code	Description	Kit components																																																																				
0B1106A	XEVC-0511-E DOOR EXTERNAL LEFT COLUMN		KDR1325A	0511 ZERO RIGHT -M EXTERNAL DOOR	<table><tr><th>Code</th><th>Description</th><th>Qty</th><th>UOM</th></tr><tr><td>GN1525A0</td><td>O-RING INT DIAM 9,5 THK 1 NBR 70</td><td>1.000</td><td>PC</td></tr><tr><td>LP1019A0</td><td>6 SERIES L200 LED LIGHT BAR - E415</td><td>1.000</td><td>PC</td></tr><tr><td>MG1099A1</td><td>MM COMPLETE HANDLE</td><td>1.000</td><td>PC</td></tr><tr><td>RC1200A0</td><td>ED=4 WIRE D.=0.5 COMPRESSIO N SPRING</td><td>4.000</td><td>PC</td></tr><tr><td>SL1170A1</td><td>S57 BLACK SILICON - 310ml CARTRIDGE</td><td>30.000</td><td>ML</td></tr><tr><td>SL1221A0</td><td>GN1/1 EXTERNAL GLASS UPPER SILICONE</td><td>1.000</td><td>PC</td></tr><tr><td>SL1222A0</td><td>0511 EXTERNAL GLASS LATERAL SILICONE</td><td>4.000</td><td>PC</td></tr><tr><td>VE1030A1</td><td>MAGNET FOR DOOR MICROSWITC H D=22,9mm</td><td>2.000</td><td>PC</td></tr><tr><td>VI0239A1</td><td>SELF-TAPPIN G SCREW 4.2X25 TCB+ INOX</td><td>4.000</td><td>PC</td></tr><tr><td>VI1034A0</td><td>STAINLESS STEEL WASHER 8,4x16x1</td><td>1.000</td><td>PC</td></tr><tr><td>VI1074A0</td><td>4X16 SCREW FOR PLASTIC</td><td>2.000</td><td>PC</td></tr><tr><td>VI1103A0</td><td>40X12 TBSP SCREW FOR PLASTIC</td><td>2.000</td><td>PC</td></tr><tr><td>VI1220A1</td><td>4,2x12 TCB SELF-TAPPIN G SCREW</td><td>26.000</td><td>PC</td></tr><tr><td>VI1930A1</td><td>ST. STEEL 5X20 CHIP SCREW</td><td>16.000</td><td>PC</td></tr><tr><td>VI1996A0</td><td>M5x35 SCREW</td><td>13.000</td><td>PC</td></tr><tr><td>VI2037A1</td><td>40X8 TORX SHEETTRACS SELF-THREAD SCREW</td><td>6.000</td><td>PC</td></tr></table>	Code	Description	Qty	UOM	GN1525A0	O-RING INT DIAM 9,5 THK 1 NBR 70	1.000	PC	LP1019A0	6 SERIES L200 LED LIGHT BAR - E415	1.000	PC	MG1099A1	MM COMPLETE HANDLE	1.000	PC	RC1200A0	ED=4 WIRE D.=0.5 COMPRESSIO N SPRING	4.000	PC	SL1170A1	S57 BLACK SILICON - 310ml CARTRIDGE	30.000	ML	SL1221A0	GN1/1 EXTERNAL GLASS UPPER SILICONE	1.000	PC	SL1222A0	0511 EXTERNAL GLASS LATERAL SILICONE	4.000	PC	VE1030A1	MAGNET FOR DOOR MICROSWITC H D=22,9mm	2.000	PC	VI0239A1	SELF-TAPPIN G SCREW 4.2X25 TCB+ INOX	4.000	PC	VI1034A0	STAINLESS STEEL WASHER 8,4x16x1	1.000	PC	VI1074A0	4X16 SCREW FOR PLASTIC	2.000	PC	VI1103A0	40X12 TBSP SCREW FOR PLASTIC	2.000	PC	VI1220A1	4,2x12 TCB SELF-TAPPIN G SCREW	26.000	PC	VI1930A1	ST. STEEL 5X20 CHIP SCREW	16.000	PC	VI1996A0	M5x35 SCREW	13.000	PC	VI2037A1	40X8 TORX SHEETTRACS SELF-THREAD SCREW	6.000	PC
					Code	Description	Qty	UOM																																																																	
					GN1525A0	O-RING INT DIAM 9,5 THK 1 NBR 70	1.000	PC																																																																	
					LP1019A0	6 SERIES L200 LED LIGHT BAR - E415	1.000	PC																																																																	
					MG1099A1	MM COMPLETE HANDLE	1.000	PC																																																																	
					RC1200A0	ED=4 WIRE D.=0.5 COMPRESSIO N SPRING	4.000	PC																																																																	
					SL1170A1	S57 BLACK SILICON - 310ml CARTRIDGE	30.000	ML																																																																	
					SL1221A0	GN1/1 EXTERNAL GLASS UPPER SILICONE	1.000	PC																																																																	
					SL1222A0	0511 EXTERNAL GLASS LATERAL SILICONE	4.000	PC																																																																	
					VE1030A1	MAGNET FOR DOOR MICROSWITC H D=22,9mm	2.000	PC																																																																	
					VI0239A1	SELF-TAPPIN G SCREW 4.2X25 TCB+ INOX	4.000	PC																																																																	
					VI1034A0	STAINLESS STEEL WASHER 8,4x16x1	1.000	PC																																																																	
					VI1074A0	4X16 SCREW FOR PLASTIC	2.000	PC																																																																	
					VI1103A0	40X12 TBSP SCREW FOR PLASTIC	2.000	PC																																																																	
					VI1220A1	4,2x12 TCB SELF-TAPPIN G SCREW	26.000	PC																																																																	
VI1930A1	ST. STEEL 5X20 CHIP SCREW	16.000	PC																																																																						
VI1996A0	M5x35 SCREW	13.000	PC																																																																						
VI2037A1	40X8 TORX SHEETTRACS SELF-THREAD SCREW	6.000	PC																																																																						




COMPONENT			SPARE PART																																																																														
Code	Description	Image	Code	Description	Kit components																																																																												
0B1106A	XEVC-0511-E DOOR EXTERNAL LEFT COLUMN		KDR1325A	0511 ZERO RIGHT -M EXTERNAL DOOR	<table><tr><th>Code</th><th>Description</th><th>Qty</th><th>UOM</th></tr><tr><td>VM1490A0</td><td>CHEFTOP/BAK ERTOP HANDLE SCREWS COVER</td><td>2.000</td><td>PC</td></tr><tr><td>VM1630A1</td><td>INTERNAL GLASS PUSHING CAP</td><td>3.000</td><td>PC</td></tr><tr><td>VM1631A0</td><td>PLUS INNER GLASS PUSHING CAP</td><td>3.000</td><td>PC</td></tr><tr><td>VM2259B0</td><td>VM2259B0</td><td>1.000</td><td>PC</td></tr><tr><td>VM2260B0</td><td>S6 LEFT UPPER CAP</td><td>1.000</td><td>PC</td></tr><tr><td>VM2261B0</td><td>MM -M DOOR RIGHT LOWER CAP</td><td>1.000</td><td>PC</td></tr><tr><td>VM2262B0</td><td>MM -M DOOR RIGHT UPPER CAP</td><td>1.000</td><td>PC</td></tr><tr><td>VM2267A0</td><td>INTERNAL GLASS LOCKING SYSTEM SLIDER</td><td>2.000</td><td>PC</td></tr><tr><td>VM2268A0</td><td>DOOR MAGNET COVER</td><td>2.000</td><td>PC</td></tr><tr><td>VM2269B0</td><td>INNER GLASS FIXING CAP</td><td>2.000</td><td>PC</td></tr><tr><td>VM2274A0</td><td>GROOVED BUSHING</td><td>1.000</td><td>PC</td></tr><tr><td>VM2275A0</td><td>SMOOTH BUSHING</td><td>1.000</td><td>PC</td></tr><tr><td>VM2284B0</td><td>750 SERIES DRIP PROFILE KIT</td><td>1.000</td><td>PC</td></tr><tr><td>VM2305A0</td><td>6 SERIES DOOR CAP FIXING PAWL</td><td>14.000</td><td>PC</td></tr><tr><td>VM2312A0</td><td>6 S. DRIP PROFILE DRAIN LEFT PIPE</td><td>1.000</td><td>PC</td></tr><tr><td>VM2314A0</td><td>6 S. DRIP PROFILE CAP</td><td>1.000</td><td>PC</td></tr><tr><td>VM2315B0</td><td>S6 INTERNAL GLASS SUPPORT</td><td>3.000</td><td>PC</td></tr><tr><td>VM2505B1</td><td>MM PLUS INTERNAL GLASS SUPPORT</td><td>3.000</td><td>PC</td></tr></table>	Code	Description	Qty	UOM	VM1490A0	CHEFTOP/BAK ERTOP HANDLE SCREWS COVER	2.000	PC	VM1630A1	INTERNAL GLASS PUSHING CAP	3.000	PC	VM1631A0	PLUS INNER GLASS PUSHING CAP	3.000	PC	VM2259B0	VM2259B0	1.000	PC	VM2260B0	S6 LEFT UPPER CAP	1.000	PC	VM2261B0	MM -M DOOR RIGHT LOWER CAP	1.000	PC	VM2262B0	MM -M DOOR RIGHT UPPER CAP	1.000	PC	VM2267A0	INTERNAL GLASS LOCKING SYSTEM SLIDER	2.000	PC	VM2268A0	DOOR MAGNET COVER	2.000	PC	VM2269B0	INNER GLASS FIXING CAP	2.000	PC	VM2274A0	GROOVED BUSHING	1.000	PC	VM2275A0	SMOOTH BUSHING	1.000	PC	VM2284B0	750 SERIES DRIP PROFILE KIT	1.000	PC	VM2305A0	6 SERIES DOOR CAP FIXING PAWL	14.000	PC	VM2312A0	6 S. DRIP PROFILE DRAIN LEFT PIPE	1.000	PC	VM2314A0	6 S. DRIP PROFILE CAP	1.000	PC	VM2315B0	S6 INTERNAL GLASS SUPPORT	3.000	PC	VM2505B1	MM PLUS INTERNAL GLASS SUPPORT	3.000	PC
					Code	Description	Qty	UOM																																																																									
					VM1490A0	CHEFTOP/BAK ERTOP HANDLE SCREWS COVER	2.000	PC																																																																									
					VM1630A1	INTERNAL GLASS PUSHING CAP	3.000	PC																																																																									
					VM1631A0	PLUS INNER GLASS PUSHING CAP	3.000	PC																																																																									
					VM2259B0	VM2259B0	1.000	PC																																																																									
					VM2260B0	S6 LEFT UPPER CAP	1.000	PC																																																																									
					VM2261B0	MM -M DOOR RIGHT LOWER CAP	1.000	PC																																																																									
					VM2262B0	MM -M DOOR RIGHT UPPER CAP	1.000	PC																																																																									
					VM2267A0	INTERNAL GLASS LOCKING SYSTEM SLIDER	2.000	PC																																																																									
					VM2268A0	DOOR MAGNET COVER	2.000	PC																																																																									
					VM2269B0	INNER GLASS FIXING CAP	2.000	PC																																																																									
					VM2274A0	GROOVED BUSHING	1.000	PC																																																																									
					VM2275A0	SMOOTH BUSHING	1.000	PC																																																																									
					VM2284B0	750 SERIES DRIP PROFILE KIT	1.000	PC																																																																									
					VM2305A0	6 SERIES DOOR CAP FIXING PAWL	14.000	PC																																																																									
					VM2312A0	6 S. DRIP PROFILE DRAIN LEFT PIPE	1.000	PC																																																																									
					VM2314A0	6 S. DRIP PROFILE CAP	1.000	PC																																																																									
					VM2315B0	S6 INTERNAL GLASS SUPPORT	3.000	PC																																																																									
					VM2505B1	MM PLUS INTERNAL GLASS SUPPORT	3.000	PC																																																																									




COMPONENT			SPARE PART																																															
Code	Description	Image	Code	Description	Kit components																																													
0B1106A	XEVC-0511-E DOOR EXTERNAL LEFT COLUMN		KDR1325A	0511 ZERO RIGHT -M EXTERNAL DOOR	<table><tr><th>Code</th><th>Description</th><th>Qty</th><th>UOM</th></tr><tr><td>VP1080A0</td><td>UPPER HINGE CAP FOR LOWER INNER GLASS</td><td>1.000</td><td>PC</td></tr><tr><td>VP1081A0</td><td>UPPER HINGE CAP FOR UPPER INNER GLASS</td><td>1.000</td><td>PC</td></tr><tr><td>VT1276A0</td><td>XEVC-0511-E DOOR EXTERNAL GLASS</td><td>1.000</td><td>PC</td></tr></table>	Code	Description	Qty	UOM	VP1080A0	UPPER HINGE CAP FOR LOWER INNER GLASS	1.000	PC	VP1081A0	UPPER HINGE CAP FOR UPPER INNER GLASS	1.000	PC	VT1276A0	XEVC-0511-E DOOR EXTERNAL GLASS	1.000	PC																													
			Code	Description	Qty	UOM																																												
VP1080A0	UPPER HINGE CAP FOR LOWER INNER GLASS	1.000	PC																																															
VP1081A0	UPPER HINGE CAP FOR UPPER INNER GLASS	1.000	PC																																															
VT1276A0	XEVC-0511-E DOOR EXTERNAL GLASS	1.000	PC																																															
KDR1261B	0511 -M RIGHT EXTERNAL DOOR	<table><tr><th>Code</th><th>Description</th><th>Qty</th><th>UOM</th></tr><tr><td>0B1106A0</td><td>XEVC-0511-E DOOR EXTERNAL LEFT COLUMN</td><td>1.000</td><td>PC</td></tr><tr><td>0B1107A1</td><td>XEVC-0511-E LEFT INT DOOR COLUMN</td><td>1.000</td><td>PC</td></tr><tr><td>0B1108B1</td><td>XEVC-0511 DOOR EXTERNAL RIGHT COLUMN</td><td>1.000</td><td>PC</td></tr><tr><td>0B1109A1</td><td>XEVC-0511-E RIGHT INT DOOR COLUMN</td><td>1.000</td><td>PC</td></tr><tr><td>0B1122B0</td><td>MM CT DOOR LOWER CROSS BAR</td><td>1.000</td><td>PC</td></tr><tr><td>0B1166A1</td><td>XEVC-0511-E EXT GLASS SUPPORT PROFILE</td><td>2.000</td><td>PC</td></tr><tr><td>0B1216B0</td><td>MM CT DOUBLE GLASS DOOR UPPER CROSS BAR</td><td>1.000</td><td>PC</td></tr><tr><td>0B1217A1</td><td>MM DOUBLE GLASS DOOR INT UPPER BEAM 750</td><td>1.000</td><td>PC</td></tr><tr><td>CE1052A1</td><td>CABLE CONNECTION CONTROL - USB MM 750m</td><td>1.000</td><td>PC</td></tr><tr><td>CE1053B0</td><td>MM MICROFIT LED BAR POWER SUPPLY CABL</td><td>1.000</td><td>PC</td></tr><tr><td>CE1096A0</td><td>4 POLES MICROFIT 3 M BUS CABLE</td><td>1.000</td><td>PC</td></tr></table>	Code	Description	Qty	UOM	0B1106A0	XEVC-0511-E DOOR EXTERNAL LEFT COLUMN	1.000	PC	0B1107A1	XEVC-0511-E LEFT INT DOOR COLUMN	1.000	PC	0B1108B1	XEVC-0511 DOOR EXTERNAL RIGHT COLUMN	1.000	PC	0B1109A1	XEVC-0511-E RIGHT INT DOOR COLUMN	1.000	PC	0B1122B0	MM CT DOOR LOWER CROSS BAR	1.000	PC	0B1166A1	XEVC-0511-E EXT GLASS SUPPORT PROFILE	2.000	PC	0B1216B0	MM CT DOUBLE GLASS DOOR UPPER CROSS BAR	1.000	PC	0B1217A1	MM DOUBLE GLASS DOOR INT UPPER BEAM 750	1.000	PC	CE1052A1	CABLE CONNECTION CONTROL - USB MM 750m	1.000	PC	CE1053B0	MM MICROFIT LED BAR POWER SUPPLY CABL	1.000	PC	CE1096A0	4 POLES MICROFIT 3 M BUS CABLE	1.000	PC
Code	Description	Qty	UOM																																															
0B1106A0	XEVC-0511-E DOOR EXTERNAL LEFT COLUMN	1.000	PC																																															
0B1107A1	XEVC-0511-E LEFT INT DOOR COLUMN	1.000	PC																																															
0B1108B1	XEVC-0511 DOOR EXTERNAL RIGHT COLUMN	1.000	PC																																															
0B1109A1	XEVC-0511-E RIGHT INT DOOR COLUMN	1.000	PC																																															
0B1122B0	MM CT DOOR LOWER CROSS BAR	1.000	PC																																															
0B1166A1	XEVC-0511-E EXT GLASS SUPPORT PROFILE	2.000	PC																																															
0B1216B0	MM CT DOUBLE GLASS DOOR UPPER CROSS BAR	1.000	PC																																															
0B1217A1	MM DOUBLE GLASS DOOR INT UPPER BEAM 750	1.000	PC																																															
CE1052A1	CABLE CONNECTION CONTROL - USB MM 750m	1.000	PC																																															
CE1053B0	MM MICROFIT LED BAR POWER SUPPLY CABL	1.000	PC																																															
CE1096A0	4 POLES MICROFIT 3 M BUS CABLE	1.000	PC																																															

COMPONENT			SPARE PART																																																																		
Code	Description	Image	Code	Description	Kit components																																																																
OB1106A	XEVC-0511-E DOOR EXTERNAL LEFT COLUMN		KDR1261B	0511 -M RIGHT EXTERNAL DOOR	<table><tr><th>Code</th><th>Description</th><th>Qty</th><th>UOM</th></tr><tr><td>CE1285A0</td><td>EMI ROUND FERRITE MOD.26438015 02</td><td>2.000</td><td>PC</td></tr><tr><td>GN1525A0</td><td>O-RING INT DIAM 9,5 THK 1 NBR 70</td><td>1.000</td><td>PC</td></tr><tr><td>LP1019A0</td><td>6 SERIES L200 LED LIGHT BAR - E415</td><td>1.000</td><td>PC</td></tr><tr><td>LP1025A0</td><td>L=415 LED LIGHT BAR COVER</td><td>1.000</td><td>PC</td></tr><tr><td>MG1099A1</td><td>MM COMPLETE HANDLE</td><td>1.000</td><td>PC</td></tr><tr><td>RC1200A0</td><td>ED=4 WIRE D.=0.5 COMPRESSIO N SPRING</td><td>4.000</td><td>PC</td></tr><tr><td>SL1170A1</td><td>S57 BLACK SILICON - 310ml CARTRIDGE</td><td>30.000</td><td>ML</td></tr><tr><td>SL1221A0</td><td>GN1/1 EXTERNAL GLASS UPPER SILICONE</td><td>1.000</td><td>PC</td></tr><tr><td>SL1222A0</td><td>0511 EXTERNAL GLASS LATERAL SILICONE</td><td>4.000</td><td>PC</td></tr><tr><td>VE1030A1</td><td>MAGNET FOR DOOR MICROSWITC H D=22,9mm</td><td>2.000</td><td>PC</td></tr><tr><td>VI0239A1</td><td>SELF-TAPPIN G SCREW 4.2X25 TCB+ INOX</td><td>4.000</td><td>PC</td></tr><tr><td>VI1034A0</td><td>STAINLESS STEEL WASHER 8.4x16x1</td><td>1.000</td><td>PC</td></tr><tr><td>VI1074A0</td><td>4X16 SCREW FOR PLASTIC</td><td>2.000</td><td>PC</td></tr><tr><td>VI1103A0</td><td>40X12 TBSP SCREW FOR PLASTIC</td><td>2.000</td><td>PC</td></tr><tr><td>VI1220A1</td><td>4,2x12 TCB SELF-TAPPIN G SCREW</td><td>26.000</td><td>PC</td></tr></table>	Code	Description	Qty	UOM	CE1285A0	EMI ROUND FERRITE MOD.26438015 02	2.000	PC	GN1525A0	O-RING INT DIAM 9,5 THK 1 NBR 70	1.000	PC	LP1019A0	6 SERIES L200 LED LIGHT BAR - E415	1.000	PC	LP1025A0	L=415 LED LIGHT BAR COVER	1.000	PC	MG1099A1	MM COMPLETE HANDLE	1.000	PC	RC1200A0	ED=4 WIRE D.=0.5 COMPRESSIO N SPRING	4.000	PC	SL1170A1	S57 BLACK SILICON - 310ml CARTRIDGE	30.000	ML	SL1221A0	GN1/1 EXTERNAL GLASS UPPER SILICONE	1.000	PC	SL1222A0	0511 EXTERNAL GLASS LATERAL SILICONE	4.000	PC	VE1030A1	MAGNET FOR DOOR MICROSWITC H D=22,9mm	2.000	PC	VI0239A1	SELF-TAPPIN G SCREW 4.2X25 TCB+ INOX	4.000	PC	VI1034A0	STAINLESS STEEL WASHER 8.4x16x1	1.000	PC	VI1074A0	4X16 SCREW FOR PLASTIC	2.000	PC	VI1103A0	40X12 TBSP SCREW FOR PLASTIC	2.000	PC	VI1220A1	4,2x12 TCB SELF-TAPPIN G SCREW	26.000	PC
Code	Description	Qty	UOM																																																																		
CE1285A0	EMI ROUND FERRITE MOD.26438015 02	2.000	PC																																																																		
GN1525A0	O-RING INT DIAM 9,5 THK 1 NBR 70	1.000	PC																																																																		
LP1019A0	6 SERIES L200 LED LIGHT BAR - E415	1.000	PC																																																																		
LP1025A0	L=415 LED LIGHT BAR COVER	1.000	PC																																																																		
MG1099A1	MM COMPLETE HANDLE	1.000	PC																																																																		
RC1200A0	ED=4 WIRE D.=0.5 COMPRESSIO N SPRING	4.000	PC																																																																		
SL1170A1	S57 BLACK SILICON - 310ml CARTRIDGE	30.000	ML																																																																		
SL1221A0	GN1/1 EXTERNAL GLASS UPPER SILICONE	1.000	PC																																																																		
SL1222A0	0511 EXTERNAL GLASS LATERAL SILICONE	4.000	PC																																																																		
VE1030A1	MAGNET FOR DOOR MICROSWITC H D=22,9mm	2.000	PC																																																																		
VI0239A1	SELF-TAPPIN G SCREW 4.2X25 TCB+ INOX	4.000	PC																																																																		
VI1034A0	STAINLESS STEEL WASHER 8.4x16x1	1.000	PC																																																																		
VI1074A0	4X16 SCREW FOR PLASTIC	2.000	PC																																																																		
VI1103A0	40X12 TBSP SCREW FOR PLASTIC	2.000	PC																																																																		
VI1220A1	4,2x12 TCB SELF-TAPPIN G SCREW	26.000	PC																																																																		



COMPONENT			SPARE PART																																																																																		
Code	Description	Image	Code	Description	Kit components																																																																																
0B1106A	XEVC-0511-E DOOR EXTERNAL LEFT COLUMN		KDR1261B	0511 -M RIGHT EXTERNAL DOOR	<table><tr><th>Code</th><th>Description</th><th>Qty</th><th>UOM</th></tr><tr><td>VI1930A1</td><td>ST. STEEL 5X20 CHIP SCREW</td><td>16.000</td><td>PC</td></tr><tr><td>VI1996A0</td><td>M5x35 SCREW</td><td>13.000</td><td>PC</td></tr><tr><td>VI2037A1</td><td>40X8 TORX SHEETTRACS SELF-THREAD SCREW</td><td>6.000</td><td>PC</td></tr><tr><td>VM1490A0</td><td>CHEFTOP/BAK ERTOP HANDLE SCREWS COVER</td><td>2.000</td><td>PC</td></tr><tr><td>VM1630A1</td><td>INTERNAL GLASS PUSHING CAP</td><td>3.000</td><td>PC</td></tr><tr><td>VM1631A0</td><td>PLUS INNER GLASS PUSHING CAP</td><td>3.000</td><td>PC</td></tr><tr><td>VM2259B0</td><td>VM2259B0</td><td>1.000</td><td>PC</td></tr><tr><td>VM2260B0</td><td>S6 LEFT UPPER CAP</td><td>1.000</td><td>PC</td></tr><tr><td>VM2261B0</td><td>MM -M DOOR RIGHT LOWER CAP</td><td>1.000</td><td>PC</td></tr><tr><td>VM2262B0</td><td>MM -M DOOR RIGHT UPPER CAP</td><td>1.000</td><td>PC</td></tr><tr><td>VM2267A0</td><td>INTERNAL GLASS LOCKING SYSTEM SLIDER</td><td>2.000</td><td>PC</td></tr><tr><td>VM2268A0</td><td>DOOR MAGNET COVER</td><td>2.000</td><td>PC</td></tr><tr><td>VM2269B0</td><td>INNER GLASS FIXING CAP</td><td>2.000</td><td>PC</td></tr><tr><td>VM2274A0</td><td>GROOVED BUSHING</td><td>1.000</td><td>PC</td></tr><tr><td>VM2275A0</td><td>SMOOTH BUSHING</td><td>1.000</td><td>PC</td></tr><tr><td>VM2284B0</td><td>750 SERIES DRIP PROFILE KIT</td><td>1.000</td><td>PC</td></tr><tr><td>VM2305A0</td><td>6 SERIES DOOR CAP FIXING PAWL</td><td>14.000</td><td>PC</td></tr><tr><td>VM2312A0</td><td>6 S. DRIP PROFILE DRAIN LEFT PIPE</td><td>1.000</td><td>PC</td></tr><tr><td>VM2314A0</td><td>6 S. DRIP PROFILE CAP</td><td>1.000</td><td>PC</td></tr></table>	Code	Description	Qty	UOM	VI1930A1	ST. STEEL 5X20 CHIP SCREW	16.000	PC	VI1996A0	M5x35 SCREW	13.000	PC	VI2037A1	40X8 TORX SHEETTRACS SELF-THREAD SCREW	6.000	PC	VM1490A0	CHEFTOP/BAK ERTOP HANDLE SCREWS COVER	2.000	PC	VM1630A1	INTERNAL GLASS PUSHING CAP	3.000	PC	VM1631A0	PLUS INNER GLASS PUSHING CAP	3.000	PC	VM2259B0	VM2259B0	1.000	PC	VM2260B0	S6 LEFT UPPER CAP	1.000	PC	VM2261B0	MM -M DOOR RIGHT LOWER CAP	1.000	PC	VM2262B0	MM -M DOOR RIGHT UPPER CAP	1.000	PC	VM2267A0	INTERNAL GLASS LOCKING SYSTEM SLIDER	2.000	PC	VM2268A0	DOOR MAGNET COVER	2.000	PC	VM2269B0	INNER GLASS FIXING CAP	2.000	PC	VM2274A0	GROOVED BUSHING	1.000	PC	VM2275A0	SMOOTH BUSHING	1.000	PC	VM2284B0	750 SERIES DRIP PROFILE KIT	1.000	PC	VM2305A0	6 SERIES DOOR CAP FIXING PAWL	14.000	PC	VM2312A0	6 S. DRIP PROFILE DRAIN LEFT PIPE	1.000	PC	VM2314A0	6 S. DRIP PROFILE CAP	1.000	PC
Code	Description	Qty	UOM																																																																																		
VI1930A1	ST. STEEL 5X20 CHIP SCREW	16.000	PC																																																																																		
VI1996A0	M5x35 SCREW	13.000	PC																																																																																		
VI2037A1	40X8 TORX SHEETTRACS SELF-THREAD SCREW	6.000	PC																																																																																		
VM1490A0	CHEFTOP/BAK ERTOP HANDLE SCREWS COVER	2.000	PC																																																																																		
VM1630A1	INTERNAL GLASS PUSHING CAP	3.000	PC																																																																																		
VM1631A0	PLUS INNER GLASS PUSHING CAP	3.000	PC																																																																																		
VM2259B0	VM2259B0	1.000	PC																																																																																		
VM2260B0	S6 LEFT UPPER CAP	1.000	PC																																																																																		
VM2261B0	MM -M DOOR RIGHT LOWER CAP	1.000	PC																																																																																		
VM2262B0	MM -M DOOR RIGHT UPPER CAP	1.000	PC																																																																																		
VM2267A0	INTERNAL GLASS LOCKING SYSTEM SLIDER	2.000	PC																																																																																		
VM2268A0	DOOR MAGNET COVER	2.000	PC																																																																																		
VM2269B0	INNER GLASS FIXING CAP	2.000	PC																																																																																		
VM2274A0	GROOVED BUSHING	1.000	PC																																																																																		
VM2275A0	SMOOTH BUSHING	1.000	PC																																																																																		
VM2284B0	750 SERIES DRIP PROFILE KIT	1.000	PC																																																																																		
VM2305A0	6 SERIES DOOR CAP FIXING PAWL	14.000	PC																																																																																		
VM2312A0	6 S. DRIP PROFILE DRAIN LEFT PIPE	1.000	PC																																																																																		
VM2314A0	6 S. DRIP PROFILE CAP	1.000	PC																																																																																		



COMPONENT			SPARE PART																																							
Code	Description	Image	Code	Description	Kit components																																					
0B1106A	XEVC-0511-E DOOR EXTERNAL LEFT COLUMN		KDR1261B	0511 -M RIGHT EXTERNAL DOOR	<table><tr><th>Code</th><th>Description</th><th>Qty</th><th>UOM</th></tr><tr><td>VM2315B0</td><td>S6 INTERNAL GLASS SUPPORT</td><td>3.000</td><td>PC</td></tr><tr><td>VM2505B1</td><td>MM PLUS INTERNAL GLASS SUPPORT</td><td>3.000</td><td>PC</td></tr><tr><td>VP1080A0</td><td>UPPER HINGE CAP FOR LOWER INNER GLASS</td><td>1.000</td><td>PC</td></tr><tr><td>VP1081A0</td><td>UPPER HINGE CAP FOR UPPER INNER GLASS</td><td>1.000</td><td>PC</td></tr><tr><td>VT1276A0</td><td>XEVC-0511-E DOOR EXTERNAL GLASS</td><td>1.000</td><td>PC</td></tr></table>	Code	Description	Qty	UOM	VM2315B0	S6 INTERNAL GLASS SUPPORT	3.000	PC	VM2505B1	MM PLUS INTERNAL GLASS SUPPORT	3.000	PC	VP1080A0	UPPER HINGE CAP FOR LOWER INNER GLASS	1.000	PC	VP1081A0	UPPER HINGE CAP FOR UPPER INNER GLASS	1.000	PC	VT1276A0	XEVC-0511-E DOOR EXTERNAL GLASS	1.000	PC													
			Code	Description	Qty	UOM																																				
VM2315B0	S6 INTERNAL GLASS SUPPORT	3.000	PC																																							
VM2505B1	MM PLUS INTERNAL GLASS SUPPORT	3.000	PC																																							
VP1080A0	UPPER HINGE CAP FOR LOWER INNER GLASS	1.000	PC																																							
VP1081A0	UPPER HINGE CAP FOR UPPER INNER GLASS	1.000	PC																																							
VT1276A0	XEVC-0511-E DOOR EXTERNAL GLASS	1.000	PC																																							
KDR1261A	0511 RIGHT EXTERNAL DOOR	<table><tr><th>Code</th><th>Description</th><th>Qty</th><th>UOM</th></tr><tr><td>0B1106A0</td><td>XEVC-0511-E DOOR EXTERNAL LEFT COLUMN</td><td>1.000</td><td>PC</td></tr><tr><td>0B1107A1</td><td>XEVC-0511-E LEFT INT DOOR COLUMN</td><td>1.000</td><td>PC</td></tr><tr><td>0B1108B1</td><td>XEVC-0511 DOOR EXTERNAL RIGHT COLUMN</td><td>1.000</td><td>PC</td></tr><tr><td>0B1109A1</td><td>XEVC-0511-E RIGHT INT DOOR COLUMN</td><td>1.000</td><td>PC</td></tr><tr><td>0B1122A1</td><td>750MM DOOR LOWER FRAME SHAPE</td><td>1.000</td><td>PC</td></tr><tr><td>0B1166A1</td><td>XEVC-0511-E EXT GLASS SUPPORT PROFILE</td><td>2.000</td><td>PC</td></tr><tr><td>0B1216A1</td><td>MM CT DOUBLE GLASS DOOR UPPER BEAM</td><td>1.000</td><td>PC</td></tr><tr><td>0B1217A1</td><td>MM DOUBLE GLASS DOOR INT UPPER BEAM 750</td><td>1.000</td><td>PC</td></tr><tr><td>CE1052A1</td><td>CABLE CONNECTION CONTROL - USB MM 750m</td><td>1.000</td><td>PC</td></tr></table>	Code	Description	Qty	UOM	0B1106A0	XEVC-0511-E DOOR EXTERNAL LEFT COLUMN	1.000	PC	0B1107A1	XEVC-0511-E LEFT INT DOOR COLUMN	1.000	PC	0B1108B1	XEVC-0511 DOOR EXTERNAL RIGHT COLUMN	1.000	PC	0B1109A1	XEVC-0511-E RIGHT INT DOOR COLUMN	1.000	PC	0B1122A1	750MM DOOR LOWER FRAME SHAPE	1.000	PC	0B1166A1	XEVC-0511-E EXT GLASS SUPPORT PROFILE	2.000	PC	0B1216A1	MM CT DOUBLE GLASS DOOR UPPER BEAM	1.000	PC	0B1217A1	MM DOUBLE GLASS DOOR INT UPPER BEAM 750	1.000	PC	CE1052A1	CABLE CONNECTION CONTROL - USB MM 750m	1.000	PC
Code	Description	Qty	UOM																																							
0B1106A0	XEVC-0511-E DOOR EXTERNAL LEFT COLUMN	1.000	PC																																							
0B1107A1	XEVC-0511-E LEFT INT DOOR COLUMN	1.000	PC																																							
0B1108B1	XEVC-0511 DOOR EXTERNAL RIGHT COLUMN	1.000	PC																																							
0B1109A1	XEVC-0511-E RIGHT INT DOOR COLUMN	1.000	PC																																							
0B1122A1	750MM DOOR LOWER FRAME SHAPE	1.000	PC																																							
0B1166A1	XEVC-0511-E EXT GLASS SUPPORT PROFILE	2.000	PC																																							
0B1216A1	MM CT DOUBLE GLASS DOOR UPPER BEAM	1.000	PC																																							
0B1217A1	MM DOUBLE GLASS DOOR INT UPPER BEAM 750	1.000	PC																																							
CE1052A1	CABLE CONNECTION CONTROL - USB MM 750m	1.000	PC																																							




COMPONENT			SPARE PART																																																																						
Code	Description	Image	Code	Description	Kit components																																																																				
OB1106A	XEVC-0511-E DOOR EXTERNAL LEFT COLUMN		KDR1261A	0511 RIGHT EXTERNAL DOOR	<table><tr><th>Code</th><th>Description</th><th>Qty</th><th>UOM</th></tr><tr><td>CE1053B0</td><td>MM MICROFIT LED BAR POWER SUPPLY CABL</td><td>1.000</td><td>PC</td></tr><tr><td>CE1275A0</td><td>3M POWER - CONTROL CONNECTION CABLE</td><td>1.000</td><td>PC</td></tr><tr><td>CE1285A0</td><td>EMI ROUND FERRITE MOD.26438015 02</td><td>1.000</td><td>PC</td></tr><tr><td>CE1290A0</td><td>EXTRACTABL E FEMALE TERMINAL CPF 5/4</td><td>1.000</td><td>PC</td></tr><tr><td>GN1525A0</td><td>O-RING INT DIAM 9,5 THK 1 NBR 70</td><td>1.000</td><td>PC</td></tr><tr><td>LP1019A0</td><td>6 SERIES L200 LED LIGHT BAR - E415</td><td>1.000</td><td>PC</td></tr><tr><td>LP1025A0</td><td>L=415 LED LIGHT BAR COVER</td><td>1.000</td><td>PC</td></tr><tr><td>MG1083A2</td><td>MM COMPLETE HANDLE</td><td>1.000</td><td>PC</td></tr><tr><td>SL1170A1</td><td>S57 BLACK SILICON - 310ml CARTRIDGE</td><td>30.000</td><td>ML</td></tr><tr><td>VE1030A1</td><td>MAGNET FOR DOOR MICROSWITC H D=22,9mm</td><td>2.000</td><td>PC</td></tr><tr><td>VI1034A0</td><td>STAINLESS STEEL WASHER 8,4x16x1</td><td>1.000</td><td>PC</td></tr><tr><td>VI1147A0</td><td>5X25 STAINLESS STEEL SCREW</td><td>16.000</td><td>PC</td></tr><tr><td>VI1220A1</td><td>4,2x12 TCB SELF-TAPPIN G SCREW</td><td>25.000</td><td>PC</td></tr><tr><td>VI1996A0</td><td>M5x35 SCREW</td><td>13.000</td><td>PC</td></tr><tr><td>VM1630A1</td><td>INTERNAL GLASS PUSHING CAP</td><td>3.000</td><td>PC</td></tr><tr><td>VM1631A0</td><td>PLUS INNER GLASS PUSHING CAP</td><td>2.000</td><td>PC</td></tr></table>	Code	Description	Qty	UOM	CE1053B0	MM MICROFIT LED BAR POWER SUPPLY CABL	1.000	PC	CE1275A0	3M POWER - CONTROL CONNECTION CABLE	1.000	PC	CE1285A0	EMI ROUND FERRITE MOD.26438015 02	1.000	PC	CE1290A0	EXTRACTABL E FEMALE TERMINAL CPF 5/4	1.000	PC	GN1525A0	O-RING INT DIAM 9,5 THK 1 NBR 70	1.000	PC	LP1019A0	6 SERIES L200 LED LIGHT BAR - E415	1.000	PC	LP1025A0	L=415 LED LIGHT BAR COVER	1.000	PC	MG1083A2	MM COMPLETE HANDLE	1.000	PC	SL1170A1	S57 BLACK SILICON - 310ml CARTRIDGE	30.000	ML	VE1030A1	MAGNET FOR DOOR MICROSWITC H D=22,9mm	2.000	PC	VI1034A0	STAINLESS STEEL WASHER 8,4x16x1	1.000	PC	VI1147A0	5X25 STAINLESS STEEL SCREW	16.000	PC	VI1220A1	4,2x12 TCB SELF-TAPPIN G SCREW	25.000	PC	VI1996A0	M5x35 SCREW	13.000	PC	VM1630A1	INTERNAL GLASS PUSHING CAP	3.000	PC	VM1631A0	PLUS INNER GLASS PUSHING CAP	2.000	PC
					Code	Description	Qty	UOM																																																																	
					CE1053B0	MM MICROFIT LED BAR POWER SUPPLY CABL	1.000	PC																																																																	
					CE1275A0	3M POWER - CONTROL CONNECTION CABLE	1.000	PC																																																																	
					CE1285A0	EMI ROUND FERRITE MOD.26438015 02	1.000	PC																																																																	
					CE1290A0	EXTRACTABL E FEMALE TERMINAL CPF 5/4	1.000	PC																																																																	
					GN1525A0	O-RING INT DIAM 9,5 THK 1 NBR 70	1.000	PC																																																																	
					LP1019A0	6 SERIES L200 LED LIGHT BAR - E415	1.000	PC																																																																	
					LP1025A0	L=415 LED LIGHT BAR COVER	1.000	PC																																																																	
					MG1083A2	MM COMPLETE HANDLE	1.000	PC																																																																	
					SL1170A1	S57 BLACK SILICON - 310ml CARTRIDGE	30.000	ML																																																																	
					VE1030A1	MAGNET FOR DOOR MICROSWITC H D=22,9mm	2.000	PC																																																																	
					VI1034A0	STAINLESS STEEL WASHER 8,4x16x1	1.000	PC																																																																	
					VI1147A0	5X25 STAINLESS STEEL SCREW	16.000	PC																																																																	
					VI1220A1	4,2x12 TCB SELF-TAPPIN G SCREW	25.000	PC																																																																	
VI1996A0	M5x35 SCREW	13.000	PC																																																																						
VM1630A1	INTERNAL GLASS PUSHING CAP	3.000	PC																																																																						
VM1631A0	PLUS INNER GLASS PUSHING CAP	2.000	PC																																																																						




COMPONENT			SPARE PART																																																																														
Code	Description	Image	Code	Description	Kit components																																																																												
0B1106A	XEVC-0511-E DOOR EXTERNAL LEFT COLUMN		KDR1261A	0511 RIGHT EXTERNAL DOOR	<table><tr><th>Code</th><th>Description</th><th>Qty</th><th>UOM</th></tr><tr><td>VM2259A1</td><td>6 SERIES DOOR LOWER LEFT CAP</td><td>1.000</td><td>PC</td></tr><tr><td>VM2260A1</td><td>6 SERIES DOOR UPPER LEFT CAP</td><td>1.000</td><td>PC</td></tr><tr><td>VM2261A1</td><td>MM DOOR LOWER RIGHT CAP</td><td>1.000</td><td>PC</td></tr><tr><td>VM2262A1</td><td>MM DOOR UPPER RIGHT CAP</td><td>1.000</td><td>PC</td></tr><tr><td>VM2267A0</td><td>INTERNAL GLASS LOCKING SYSTEM SLIDER</td><td>2.000</td><td>PC</td></tr><tr><td>VM2268A0</td><td>DOOR MAGNET COVER</td><td>2.000</td><td>PC</td></tr><tr><td>VM2269A0</td><td>INTERNAL GLASS LOCKING SYSTEM CAP</td><td>2.000</td><td>PC</td></tr><tr><td>VM2274A0</td><td>GROOVED BUSHING</td><td>1.000</td><td>PC</td></tr><tr><td>VM2275A0</td><td>SMOOTH BUSHING</td><td>1.000</td><td>PC</td></tr><tr><td>VM2284A0</td><td>750 SERIES DRIP PROFILE</td><td>1.000</td><td>PC</td></tr><tr><td>VM2305A0</td><td>6 SERIES DOOR CAP FIXING PAWL</td><td>14.000</td><td>PC</td></tr><tr><td>VM2312A0</td><td>6 S. DRIP PROFILE DRAIN LEFT PIPE</td><td>1.000</td><td>PC</td></tr><tr><td>VM2314A0</td><td>6 S. DRIP PROFILE CAP</td><td>1.000</td><td>PC</td></tr><tr><td>VM2315A0</td><td>MIND.Maps INTERNAL GLASS CAP SUPPORT</td><td>3.000</td><td>PC</td></tr><tr><td>VM2505A0</td><td>MM PLUS INTERNAL GLASS SUPPORT</td><td>2.000</td><td>PC</td></tr><tr><td>VM2518A0</td><td>BOARD COOLING FAN SUPPORT</td><td>1.000</td><td>PC</td></tr><tr><td>VN1179A1</td><td>CONTROL BOARD 40x40x20mm 12V COOLING FAN</td><td>1.000</td><td>PC</td></tr><tr><td>VT1276A0</td><td>XEVC-0511-E DOOR EXTERNAL GLASS</td><td>1.000</td><td>PC</td></tr></table>	Code	Description	Qty	UOM	VM2259A1	6 SERIES DOOR LOWER LEFT CAP	1.000	PC	VM2260A1	6 SERIES DOOR UPPER LEFT CAP	1.000	PC	VM2261A1	MM DOOR LOWER RIGHT CAP	1.000	PC	VM2262A1	MM DOOR UPPER RIGHT CAP	1.000	PC	VM2267A0	INTERNAL GLASS LOCKING SYSTEM SLIDER	2.000	PC	VM2268A0	DOOR MAGNET COVER	2.000	PC	VM2269A0	INTERNAL GLASS LOCKING SYSTEM CAP	2.000	PC	VM2274A0	GROOVED BUSHING	1.000	PC	VM2275A0	SMOOTH BUSHING	1.000	PC	VM2284A0	750 SERIES DRIP PROFILE	1.000	PC	VM2305A0	6 SERIES DOOR CAP FIXING PAWL	14.000	PC	VM2312A0	6 S. DRIP PROFILE DRAIN LEFT PIPE	1.000	PC	VM2314A0	6 S. DRIP PROFILE CAP	1.000	PC	VM2315A0	MIND.Maps INTERNAL GLASS CAP SUPPORT	3.000	PC	VM2505A0	MM PLUS INTERNAL GLASS SUPPORT	2.000	PC	VM2518A0	BOARD COOLING FAN SUPPORT	1.000	PC	VN1179A1	CONTROL BOARD 40x40x20mm 12V COOLING FAN	1.000	PC	VT1276A0	XEVC-0511-E DOOR EXTERNAL GLASS	1.000	PC
Code	Description	Qty	UOM																																																																														
VM2259A1	6 SERIES DOOR LOWER LEFT CAP	1.000	PC																																																																														
VM2260A1	6 SERIES DOOR UPPER LEFT CAP	1.000	PC																																																																														
VM2261A1	MM DOOR LOWER RIGHT CAP	1.000	PC																																																																														
VM2262A1	MM DOOR UPPER RIGHT CAP	1.000	PC																																																																														
VM2267A0	INTERNAL GLASS LOCKING SYSTEM SLIDER	2.000	PC																																																																														
VM2268A0	DOOR MAGNET COVER	2.000	PC																																																																														
VM2269A0	INTERNAL GLASS LOCKING SYSTEM CAP	2.000	PC																																																																														
VM2274A0	GROOVED BUSHING	1.000	PC																																																																														
VM2275A0	SMOOTH BUSHING	1.000	PC																																																																														
VM2284A0	750 SERIES DRIP PROFILE	1.000	PC																																																																														
VM2305A0	6 SERIES DOOR CAP FIXING PAWL	14.000	PC																																																																														
VM2312A0	6 S. DRIP PROFILE DRAIN LEFT PIPE	1.000	PC																																																																														
VM2314A0	6 S. DRIP PROFILE CAP	1.000	PC																																																																														
VM2315A0	MIND.Maps INTERNAL GLASS CAP SUPPORT	3.000	PC																																																																														
VM2505A0	MM PLUS INTERNAL GLASS SUPPORT	2.000	PC																																																																														
VM2518A0	BOARD COOLING FAN SUPPORT	1.000	PC																																																																														
VN1179A1	CONTROL BOARD 40x40x20mm 12V COOLING FAN	1.000	PC																																																																														
VT1276A0	XEVC-0511-E DOOR EXTERNAL GLASS	1.000	PC																																																																														




COMPONENT			SPARE PART																																																																		
Code	Description	Image	Code	Description	Kit components																																																																
0B1107A	XEVC-0511-E LEFT INT DOOR COLUMN		KDR1325A	0511 ZERO RIGHT -M EXTERNAL DOOR	<table><tr><th>Code</th><th>Description</th><th>Qty</th><th>UOM</th></tr><tr><td>0B1106A0</td><td>XEVC-0511-E DOOR EXTERNAL LEFT COLUMN</td><td>1.000</td><td>PC</td></tr><tr><td>0B1107A1</td><td>XEVC-0511-E LEFT INT DOOR COLUM</td><td>1.000</td><td>PC</td></tr><tr><td>0B1108B1</td><td>XEVC-0511 DOOR EXTERNAL RIGHT COLUM</td><td>1.000</td><td>PC</td></tr><tr><td>0B1109A1</td><td>XEVC-0511-E RIGHT INT DOOR COLUM</td><td>1.000</td><td>PC</td></tr><tr><td>0B1122B0</td><td>MM CT DOOR LOWER CROSS BAR</td><td>1.000</td><td>PC</td></tr><tr><td>0B1166A1</td><td>XEVC-0511-E EXT GLASS SUPPORT PROFILE</td><td>2.000</td><td>PC</td></tr><tr><td>0B1216B0</td><td>MM CT DOUBLE GLASS DOOR UPPER CROSS BAR</td><td>1.000</td><td>PC</td></tr><tr><td>0B1217A1</td><td>MM DOUBLE GLASS DOOR INT UPPER BEAM 750</td><td>1.000</td><td>PC</td></tr><tr><td>0H2892A0</td><td>LED BAR UPPER CAP PLATE</td><td>1.000</td><td>PC</td></tr><tr><td>0H2893A0</td><td>LED BAR LOWER CAP PLATE</td><td>1.000</td><td>PC</td></tr><tr><td>CE1096A0</td><td>4 POLES MICROFIT 3 M BUS CABLE</td><td>1.000</td><td>PC</td></tr><tr><td>CE1285A0</td><td>EMI ROUND FERRITE MOD.26438015 02</td><td>2.000</td><td>PC</td></tr><tr><td>CE1851A0</td><td>MICROFIT CABLE 2P M-F-F AWG22</td><td>1.000</td><td>PC</td></tr><tr><td>CE2001A0</td><td>MICROFIT CABLE 2PM-100-2PM 2AWG22</td><td>1.000</td><td>PC</td></tr><tr><td>CE2002A0</td><td>MICROFIT CABLE 2PM-100-AMP MODU2 2AWG22</td><td>1.000</td><td>PC</td></tr></table>	Code	Description	Qty	UOM	0B1106A0	XEVC-0511-E DOOR EXTERNAL LEFT COLUMN	1.000	PC	0B1107A1	XEVC-0511-E LEFT INT DOOR COLUM	1.000	PC	0B1108B1	XEVC-0511 DOOR EXTERNAL RIGHT COLUM	1.000	PC	0B1109A1	XEVC-0511-E RIGHT INT DOOR COLUM	1.000	PC	0B1122B0	MM CT DOOR LOWER CROSS BAR	1.000	PC	0B1166A1	XEVC-0511-E EXT GLASS SUPPORT PROFILE	2.000	PC	0B1216B0	MM CT DOUBLE GLASS DOOR UPPER CROSS BAR	1.000	PC	0B1217A1	MM DOUBLE GLASS DOOR INT UPPER BEAM 750	1.000	PC	0H2892A0	LED BAR UPPER CAP PLATE	1.000	PC	0H2893A0	LED BAR LOWER CAP PLATE	1.000	PC	CE1096A0	4 POLES MICROFIT 3 M BUS CABLE	1.000	PC	CE1285A0	EMI ROUND FERRITE MOD.26438015 02	2.000	PC	CE1851A0	MICROFIT CABLE 2P M-F-F AWG22	1.000	PC	CE2001A0	MICROFIT CABLE 2PM-100-2PM 2AWG22	1.000	PC	CE2002A0	MICROFIT CABLE 2PM-100-AMP MODU2 2AWG22	1.000	PC
Code	Description	Qty	UOM																																																																		
0B1106A0	XEVC-0511-E DOOR EXTERNAL LEFT COLUMN	1.000	PC																																																																		
0B1107A1	XEVC-0511-E LEFT INT DOOR COLUM	1.000	PC																																																																		
0B1108B1	XEVC-0511 DOOR EXTERNAL RIGHT COLUM	1.000	PC																																																																		
0B1109A1	XEVC-0511-E RIGHT INT DOOR COLUM	1.000	PC																																																																		
0B1122B0	MM CT DOOR LOWER CROSS BAR	1.000	PC																																																																		
0B1166A1	XEVC-0511-E EXT GLASS SUPPORT PROFILE	2.000	PC																																																																		
0B1216B0	MM CT DOUBLE GLASS DOOR UPPER CROSS BAR	1.000	PC																																																																		
0B1217A1	MM DOUBLE GLASS DOOR INT UPPER BEAM 750	1.000	PC																																																																		
0H2892A0	LED BAR UPPER CAP PLATE	1.000	PC																																																																		
0H2893A0	LED BAR LOWER CAP PLATE	1.000	PC																																																																		
CE1096A0	4 POLES MICROFIT 3 M BUS CABLE	1.000	PC																																																																		
CE1285A0	EMI ROUND FERRITE MOD.26438015 02	2.000	PC																																																																		
CE1851A0	MICROFIT CABLE 2P M-F-F AWG22	1.000	PC																																																																		
CE2001A0	MICROFIT CABLE 2PM-100-2PM 2AWG22	1.000	PC																																																																		
CE2002A0	MICROFIT CABLE 2PM-100-AMP MODU2 2AWG22	1.000	PC																																																																		




COMPONENT			SPARE PART																																																																						
Code	Description	Image	Code	Description	Kit components																																																																				
0B1107A	XEVC-0511-E LEFT INT DOOR COLUMN		KDR1325A	0511 ZERO RIGHT -M EXTERNAL DOOR	<table><tr><th>Code</th><th>Description</th><th>Qty</th><th>UOM</th></tr><tr><td>GN1525A0</td><td>O-RING INT DIAM 9,5 THK 1 NBR 70</td><td>1.000</td><td>PC</td></tr><tr><td>LP1019A0</td><td>6 SERIES L200 LED LIGHT BAR - E415</td><td>1.000</td><td>PC</td></tr><tr><td>MG1099A1</td><td>MM COMPLETE HANDLE</td><td>1.000</td><td>PC</td></tr><tr><td>RC1200A0</td><td>ED=4 WIRE D.=0.5 COMPRESSIO N SPRING</td><td>4.000</td><td>PC</td></tr><tr><td>SL1170A1</td><td>S57 BLACK SILICON - 310ml CARTRIDGE</td><td>30.000</td><td>ML</td></tr><tr><td>SL1221A0</td><td>GN1/1 EXTERNAL GLASS UPPER SILICONE</td><td>1.000</td><td>PC</td></tr><tr><td>SL1222A0</td><td>0511 EXTERNAL GLASS LATERAL SILICONE</td><td>4.000</td><td>PC</td></tr><tr><td>VE1030A1</td><td>MAGNET FOR DOOR MICROSWITC H D=22,9mm</td><td>2.000</td><td>PC</td></tr><tr><td>VI0239A1</td><td>SELF-TAPPIN G SCREW 4.2X25 TCB+ INOX</td><td>4.000</td><td>PC</td></tr><tr><td>VI1034A0</td><td>STAINLESS STEEL WASHER 8.4x16x1</td><td>1.000</td><td>PC</td></tr><tr><td>VI1074A0</td><td>4X16 SCREW FOR PLASTIC</td><td>2.000</td><td>PC</td></tr><tr><td>VI1103A0</td><td>40X12 TBSP SCREW FOR PLASTIC</td><td>2.000</td><td>PC</td></tr><tr><td>VI1220A1</td><td>4,2x12 TCB SELF-TAPPIN G SCREW</td><td>26.000</td><td>PC</td></tr><tr><td>VI1930A1</td><td>ST. STEEL 5X20 CHIP SCREW</td><td>16.000</td><td>PC</td></tr><tr><td>VI1996A0</td><td>M5x35 SCREW</td><td>13.000</td><td>PC</td></tr><tr><td>VI2037A1</td><td>40X8 TORX SHEETTRACS SELF-THREAD SCREW</td><td>6.000</td><td>PC</td></tr></table>	Code	Description	Qty	UOM	GN1525A0	O-RING INT DIAM 9,5 THK 1 NBR 70	1.000	PC	LP1019A0	6 SERIES L200 LED LIGHT BAR - E415	1.000	PC	MG1099A1	MM COMPLETE HANDLE	1.000	PC	RC1200A0	ED=4 WIRE D.=0.5 COMPRESSIO N SPRING	4.000	PC	SL1170A1	S57 BLACK SILICON - 310ml CARTRIDGE	30.000	ML	SL1221A0	GN1/1 EXTERNAL GLASS UPPER SILICONE	1.000	PC	SL1222A0	0511 EXTERNAL GLASS LATERAL SILICONE	4.000	PC	VE1030A1	MAGNET FOR DOOR MICROSWITC H D=22,9mm	2.000	PC	VI0239A1	SELF-TAPPIN G SCREW 4.2X25 TCB+ INOX	4.000	PC	VI1034A0	STAINLESS STEEL WASHER 8.4x16x1	1.000	PC	VI1074A0	4X16 SCREW FOR PLASTIC	2.000	PC	VI1103A0	40X12 TBSP SCREW FOR PLASTIC	2.000	PC	VI1220A1	4,2x12 TCB SELF-TAPPIN G SCREW	26.000	PC	VI1930A1	ST. STEEL 5X20 CHIP SCREW	16.000	PC	VI1996A0	M5x35 SCREW	13.000	PC	VI2037A1	40X8 TORX SHEETTRACS SELF-THREAD SCREW	6.000	PC
					Code	Description	Qty	UOM																																																																	
					GN1525A0	O-RING INT DIAM 9,5 THK 1 NBR 70	1.000	PC																																																																	
					LP1019A0	6 SERIES L200 LED LIGHT BAR - E415	1.000	PC																																																																	
					MG1099A1	MM COMPLETE HANDLE	1.000	PC																																																																	
					RC1200A0	ED=4 WIRE D.=0.5 COMPRESSIO N SPRING	4.000	PC																																																																	
					SL1170A1	S57 BLACK SILICON - 310ml CARTRIDGE	30.000	ML																																																																	
					SL1221A0	GN1/1 EXTERNAL GLASS UPPER SILICONE	1.000	PC																																																																	
					SL1222A0	0511 EXTERNAL GLASS LATERAL SILICONE	4.000	PC																																																																	
					VE1030A1	MAGNET FOR DOOR MICROSWITC H D=22,9mm	2.000	PC																																																																	
					VI0239A1	SELF-TAPPIN G SCREW 4.2X25 TCB+ INOX	4.000	PC																																																																	
					VI1034A0	STAINLESS STEEL WASHER 8.4x16x1	1.000	PC																																																																	
					VI1074A0	4X16 SCREW FOR PLASTIC	2.000	PC																																																																	
					VI1103A0	40X12 TBSP SCREW FOR PLASTIC	2.000	PC																																																																	
					VI1220A1	4,2x12 TCB SELF-TAPPIN G SCREW	26.000	PC																																																																	
VI1930A1	ST. STEEL 5X20 CHIP SCREW	16.000	PC																																																																						
VI1996A0	M5x35 SCREW	13.000	PC																																																																						
VI2037A1	40X8 TORX SHEETTRACS SELF-THREAD SCREW	6.000	PC																																																																						




COMPONENT			SPARE PART																																																																														
Code	Description	Image	Code	Description	Kit components																																																																												
0B1107A	XEVC-0511-E LEFT INT DOOR COLUMN		KDR1325A	0511 ZERO RIGHT -M EXTERNAL DOOR	<table><tr><th>Code</th><th>Description</th><th>Qty</th><th>UOM</th></tr><tr><td>VM1490A0</td><td>CHEFTOP/BAK ERTOP HANDLE SCREWS COVER</td><td>2.000</td><td>PC</td></tr><tr><td>VM1630A1</td><td>INTERNAL GLASS PUSHING CAP</td><td>3.000</td><td>PC</td></tr><tr><td>VM1631A0</td><td>PLUS INNER GLASS PUSHING CAP</td><td>3.000</td><td>PC</td></tr><tr><td>VM2259B0</td><td>VM2259B0</td><td>1.000</td><td>PC</td></tr><tr><td>VM2260B0</td><td>S6 LEFT UPPER CAP</td><td>1.000</td><td>PC</td></tr><tr><td>VM2261B0</td><td>MM -M DOOR RIGHT LOWER CAP</td><td>1.000</td><td>PC</td></tr><tr><td>VM2262B0</td><td>MM -M DOOR RIGHT UPPER CAP</td><td>1.000</td><td>PC</td></tr><tr><td>VM2267A0</td><td>INTERNAL GLASS LOCKING SYSTEM SLIDER</td><td>2.000</td><td>PC</td></tr><tr><td>VM2268A0</td><td>DOOR MAGNET COVER</td><td>2.000</td><td>PC</td></tr><tr><td>VM2269B0</td><td>INNER GLASS FIXING CAP</td><td>2.000</td><td>PC</td></tr><tr><td>VM2274A0</td><td>GROOVED BUSHING</td><td>1.000</td><td>PC</td></tr><tr><td>VM2275A0</td><td>SMOOTH BUSHING</td><td>1.000</td><td>PC</td></tr><tr><td>VM2284B0</td><td>750 SERIES DRIP PROFILE KIT</td><td>1.000</td><td>PC</td></tr><tr><td>VM2305A0</td><td>6 SERIES DOOR CAP FIXING PAWL</td><td>14.000</td><td>PC</td></tr><tr><td>VM2312A0</td><td>6 S. DRIP PROFILE DRAIN LEFT PIPE</td><td>1.000</td><td>PC</td></tr><tr><td>VM2314A0</td><td>6 S. DRIP PROFILE CAP</td><td>1.000</td><td>PC</td></tr><tr><td>VM2315B0</td><td>S6 INTERNAL GLASS SUPPORT</td><td>3.000</td><td>PC</td></tr><tr><td>VM2505B1</td><td>MM PLUS INTERNAL GLASS SUPPORT</td><td>3.000</td><td>PC</td></tr></table>	Code	Description	Qty	UOM	VM1490A0	CHEFTOP/BAK ERTOP HANDLE SCREWS COVER	2.000	PC	VM1630A1	INTERNAL GLASS PUSHING CAP	3.000	PC	VM1631A0	PLUS INNER GLASS PUSHING CAP	3.000	PC	VM2259B0	VM2259B0	1.000	PC	VM2260B0	S6 LEFT UPPER CAP	1.000	PC	VM2261B0	MM -M DOOR RIGHT LOWER CAP	1.000	PC	VM2262B0	MM -M DOOR RIGHT UPPER CAP	1.000	PC	VM2267A0	INTERNAL GLASS LOCKING SYSTEM SLIDER	2.000	PC	VM2268A0	DOOR MAGNET COVER	2.000	PC	VM2269B0	INNER GLASS FIXING CAP	2.000	PC	VM2274A0	GROOVED BUSHING	1.000	PC	VM2275A0	SMOOTH BUSHING	1.000	PC	VM2284B0	750 SERIES DRIP PROFILE KIT	1.000	PC	VM2305A0	6 SERIES DOOR CAP FIXING PAWL	14.000	PC	VM2312A0	6 S. DRIP PROFILE DRAIN LEFT PIPE	1.000	PC	VM2314A0	6 S. DRIP PROFILE CAP	1.000	PC	VM2315B0	S6 INTERNAL GLASS SUPPORT	3.000	PC	VM2505B1	MM PLUS INTERNAL GLASS SUPPORT	3.000	PC
Code	Description	Qty	UOM																																																																														
VM1490A0	CHEFTOP/BAK ERTOP HANDLE SCREWS COVER	2.000	PC																																																																														
VM1630A1	INTERNAL GLASS PUSHING CAP	3.000	PC																																																																														
VM1631A0	PLUS INNER GLASS PUSHING CAP	3.000	PC																																																																														
VM2259B0	VM2259B0	1.000	PC																																																																														
VM2260B0	S6 LEFT UPPER CAP	1.000	PC																																																																														
VM2261B0	MM -M DOOR RIGHT LOWER CAP	1.000	PC																																																																														
VM2262B0	MM -M DOOR RIGHT UPPER CAP	1.000	PC																																																																														
VM2267A0	INTERNAL GLASS LOCKING SYSTEM SLIDER	2.000	PC																																																																														
VM2268A0	DOOR MAGNET COVER	2.000	PC																																																																														
VM2269B0	INNER GLASS FIXING CAP	2.000	PC																																																																														
VM2274A0	GROOVED BUSHING	1.000	PC																																																																														
VM2275A0	SMOOTH BUSHING	1.000	PC																																																																														
VM2284B0	750 SERIES DRIP PROFILE KIT	1.000	PC																																																																														
VM2305A0	6 SERIES DOOR CAP FIXING PAWL	14.000	PC																																																																														
VM2312A0	6 S. DRIP PROFILE DRAIN LEFT PIPE	1.000	PC																																																																														
VM2314A0	6 S. DRIP PROFILE CAP	1.000	PC																																																																														
VM2315B0	S6 INTERNAL GLASS SUPPORT	3.000	PC																																																																														
VM2505B1	MM PLUS INTERNAL GLASS SUPPORT	3.000	PC																																																																														




COMPONENT			SPARE PART																																															
Code	Description	Image	Code	Description	Kit components																																													
0B1107A	XEVC-0511-E LEFT INT DOOR COLUMN		KDR1325A	0511 ZERO RIGHT -M EXTERNAL DOOR	<table><thead><tr><th>Code</th><th>Description</th><th>Qty</th><th>UOM</th></tr></thead><tbody><tr><td>VP1080A0</td><td>UPPER HINGE CAP FOR LOWER INNER GLASS</td><td>1.000</td><td>PC</td></tr><tr><td>VP1081A0</td><td>UPPER HINGE CAP FOR UPPER INNER GLASS</td><td>1.000</td><td>PC</td></tr><tr><td>VT1276A0</td><td>XEVC-0511-E DOOR EXTERNAL GLASS</td><td>1.000</td><td>PC</td></tr></tbody></table>	Code	Description	Qty	UOM	VP1080A0	UPPER HINGE CAP FOR LOWER INNER GLASS	1.000	PC	VP1081A0	UPPER HINGE CAP FOR UPPER INNER GLASS	1.000	PC	VT1276A0	XEVC-0511-E DOOR EXTERNAL GLASS	1.000	PC																													
			Code	Description	Qty	UOM																																												
VP1080A0	UPPER HINGE CAP FOR LOWER INNER GLASS	1.000	PC																																															
VP1081A0	UPPER HINGE CAP FOR UPPER INNER GLASS	1.000	PC																																															
VT1276A0	XEVC-0511-E DOOR EXTERNAL GLASS	1.000	PC																																															
KDR1269B	BT-04 -M EXTERNAL RIGHT DOOR	<table><thead><tr><th>Code</th><th>Description</th><th>Qty</th><th>UOM</th></tr></thead><tbody><tr><td>0B1107A1</td><td>XEVC-0511-E LEFT INT DOOR COLUMN</td><td>1.000</td><td>PC</td></tr><tr><td>0B1108B1</td><td>XEVC-0511 DOOR EXTERNAL RIGHT COLUMN</td><td>1.000</td><td>PC</td></tr><tr><td>0B1109A1</td><td>XEVC-0511-E RIGHT INT DOOR COLUMN</td><td>1.000</td><td>PC</td></tr><tr><td>0B1126B0</td><td>MM BT DOOR LOWER CROSS BAR</td><td>1.000</td><td>PC</td></tr><tr><td>0B1166A1</td><td>XEVC-0511-E EXT GLASS SUPPORT PROFILE</td><td>2.000</td><td>PC</td></tr><tr><td>0B1174A0</td><td>XEBC-04EU-E LEFT EXT DOOR COLUMN</td><td>1.000</td><td>PC</td></tr><tr><td>0B1218B0</td><td>MM BT DOUBLE GLASS DOOR UPPER CROSS BAR</td><td>1.000</td><td>PC</td></tr><tr><td>0B1219A1</td><td>MM DOUBLE GLASS DOOR INT UPPER BEAM 860</td><td>1.000</td><td>PC</td></tr><tr><td>CE1052A1</td><td>CABLE CONNECTION CONTROL - USB MM 750m</td><td>1.000</td><td>PC</td></tr><tr><td>CE1053B0</td><td>MM MICROFIT LED BAR POWER SUPPLY CABL</td><td>1.000</td><td>PC</td></tr><tr><td>CE1097A0</td><td>4M SIHF 4 POLES MICROFIT CANBUS</td><td>1.000</td><td>PC</td></tr></tbody></table>	Code	Description	Qty	UOM	0B1107A1	XEVC-0511-E LEFT INT DOOR COLUMN	1.000	PC	0B1108B1	XEVC-0511 DOOR EXTERNAL RIGHT COLUMN	1.000	PC	0B1109A1	XEVC-0511-E RIGHT INT DOOR COLUMN	1.000	PC	0B1126B0	MM BT DOOR LOWER CROSS BAR	1.000	PC	0B1166A1	XEVC-0511-E EXT GLASS SUPPORT PROFILE	2.000	PC	0B1174A0	XEBC-04EU-E LEFT EXT DOOR COLUMN	1.000	PC	0B1218B0	MM BT DOUBLE GLASS DOOR UPPER CROSS BAR	1.000	PC	0B1219A1	MM DOUBLE GLASS DOOR INT UPPER BEAM 860	1.000	PC	CE1052A1	CABLE CONNECTION CONTROL - USB MM 750m	1.000	PC	CE1053B0	MM MICROFIT LED BAR POWER SUPPLY CABL	1.000	PC	CE1097A0	4M SIHF 4 POLES MICROFIT CANBUS	1.000	PC
Code	Description	Qty	UOM																																															
0B1107A1	XEVC-0511-E LEFT INT DOOR COLUMN	1.000	PC																																															
0B1108B1	XEVC-0511 DOOR EXTERNAL RIGHT COLUMN	1.000	PC																																															
0B1109A1	XEVC-0511-E RIGHT INT DOOR COLUMN	1.000	PC																																															
0B1126B0	MM BT DOOR LOWER CROSS BAR	1.000	PC																																															
0B1166A1	XEVC-0511-E EXT GLASS SUPPORT PROFILE	2.000	PC																																															
0B1174A0	XEBC-04EU-E LEFT EXT DOOR COLUMN	1.000	PC																																															
0B1218B0	MM BT DOUBLE GLASS DOOR UPPER CROSS BAR	1.000	PC																																															
0B1219A1	MM DOUBLE GLASS DOOR INT UPPER BEAM 860	1.000	PC																																															
CE1052A1	CABLE CONNECTION CONTROL - USB MM 750m	1.000	PC																																															
CE1053B0	MM MICROFIT LED BAR POWER SUPPLY CABL	1.000	PC																																															
CE1097A0	4M SIHF 4 POLES MICROFIT CANBUS	1.000	PC																																															




COMPONENT			SPARE PART																																																																						
Code	Description	Image	Code	Description	Kit components																																																																				
0B1107A	XEVC-0511-E LEFT INT DOOR COLUMN		KDR1269B	BT-04 -M EXTERNAL RIGHT DOOR	<table><tr><th>Code</th><th>Description</th><th>Qty</th><th>UOM</th></tr><tr><td>CE1285A0</td><td>EMI ROUND FERRITE MOD.26438015 02</td><td>2.000</td><td>PC</td></tr><tr><td>LP1019A0</td><td>6 SERIES L200 LED LIGHT BAR - E415</td><td>1.000</td><td>PC</td></tr><tr><td>LP1025A0</td><td>L=415 LED LIGHT BAR COVER</td><td>1.000</td><td>PC</td></tr><tr><td>MG1099A1</td><td>MM COMPLETE HANDLE</td><td>1.000</td><td>PC</td></tr><tr><td>RC1200A0</td><td>ED=4 WIRE D.=0.5 COMPRESSIO N SPRING</td><td>4.000</td><td>PC</td></tr><tr><td>SL1170A1</td><td>S57 BLACK SILICON - 310ml CARTRIDGE</td><td>35.000</td><td>ML</td></tr><tr><td>SL1222A0</td><td>0511 EXTERNAL GLASS LATERAL SILICONE</td><td>4.000</td><td>PC</td></tr><tr><td>SL1229A0</td><td>BAKER EXTERNAL GLASS UPPER SILICONE</td><td>1.000</td><td>PC</td></tr><tr><td>VE1030A1</td><td>MAGNET FOR DOOR MICROSWITC H D=22,9mm</td><td>2.000</td><td>PC</td></tr><tr><td>VI0239A1</td><td>SELF-TAPPIN G SCREW 4.2X25 TCB+ INOX</td><td>4.000</td><td>PC</td></tr><tr><td>VI1074A0</td><td>4X16 SCREW FOR PLASTIC</td><td>2.000</td><td>PC</td></tr><tr><td>VI1103A0</td><td>40X12 TBSP SCREW FOR PLASTIC</td><td>4.000</td><td>PC</td></tr><tr><td>VI1220A1</td><td>4,2x12 TCB SELF-TAPPIN G SCREW</td><td>28.000</td><td>PC</td></tr><tr><td>VI1930A1</td><td>ST. STEEL 5X20 CHIP SCREW</td><td>16.000</td><td>PC</td></tr><tr><td>VI1996A0</td><td>M5x35 SCREW</td><td>13.000</td><td>PC</td></tr><tr><td>VI2037A1</td><td>40X8 TORX SHEETTRACS SELF-THREAD SCREW</td><td>6.000</td><td>PC</td></tr></table>	Code	Description	Qty	UOM	CE1285A0	EMI ROUND FERRITE MOD.26438015 02	2.000	PC	LP1019A0	6 SERIES L200 LED LIGHT BAR - E415	1.000	PC	LP1025A0	L=415 LED LIGHT BAR COVER	1.000	PC	MG1099A1	MM COMPLETE HANDLE	1.000	PC	RC1200A0	ED=4 WIRE D.=0.5 COMPRESSIO N SPRING	4.000	PC	SL1170A1	S57 BLACK SILICON - 310ml CARTRIDGE	35.000	ML	SL1222A0	0511 EXTERNAL GLASS LATERAL SILICONE	4.000	PC	SL1229A0	BAKER EXTERNAL GLASS UPPER SILICONE	1.000	PC	VE1030A1	MAGNET FOR DOOR MICROSWITC H D=22,9mm	2.000	PC	VI0239A1	SELF-TAPPIN G SCREW 4.2X25 TCB+ INOX	4.000	PC	VI1074A0	4X16 SCREW FOR PLASTIC	2.000	PC	VI1103A0	40X12 TBSP SCREW FOR PLASTIC	4.000	PC	VI1220A1	4,2x12 TCB SELF-TAPPIN G SCREW	28.000	PC	VI1930A1	ST. STEEL 5X20 CHIP SCREW	16.000	PC	VI1996A0	M5x35 SCREW	13.000	PC	VI2037A1	40X8 TORX SHEETTRACS SELF-THREAD SCREW	6.000	PC
					Code	Description	Qty	UOM																																																																	
					CE1285A0	EMI ROUND FERRITE MOD.26438015 02	2.000	PC																																																																	
					LP1019A0	6 SERIES L200 LED LIGHT BAR - E415	1.000	PC																																																																	
					LP1025A0	L=415 LED LIGHT BAR COVER	1.000	PC																																																																	
					MG1099A1	MM COMPLETE HANDLE	1.000	PC																																																																	
					RC1200A0	ED=4 WIRE D.=0.5 COMPRESSIO N SPRING	4.000	PC																																																																	
					SL1170A1	S57 BLACK SILICON - 310ml CARTRIDGE	35.000	ML																																																																	
					SL1222A0	0511 EXTERNAL GLASS LATERAL SILICONE	4.000	PC																																																																	
					SL1229A0	BAKER EXTERNAL GLASS UPPER SILICONE	1.000	PC																																																																	
					VE1030A1	MAGNET FOR DOOR MICROSWITC H D=22,9mm	2.000	PC																																																																	
					VI0239A1	SELF-TAPPIN G SCREW 4.2X25 TCB+ INOX	4.000	PC																																																																	
					VI1074A0	4X16 SCREW FOR PLASTIC	2.000	PC																																																																	
					VI1103A0	40X12 TBSP SCREW FOR PLASTIC	4.000	PC																																																																	
					VI1220A1	4,2x12 TCB SELF-TAPPIN G SCREW	28.000	PC																																																																	
VI1930A1	ST. STEEL 5X20 CHIP SCREW	16.000	PC																																																																						
VI1996A0	M5x35 SCREW	13.000	PC																																																																						
VI2037A1	40X8 TORX SHEETTRACS SELF-THREAD SCREW	6.000	PC																																																																						




COMPONENT			SPARE PART																																																																														
Code	Description	Image	Code	Description	Kit components																																																																												
OB1107A	XEVC-0511-E LEFT INT DOOR COLUMN		KDR1269B	BT-04 -M EXTERNAL RIGHT DOOR	<table><tr><th>Code</th><th>Description</th><th>Qty</th><th>UOM</th></tr><tr><td>VM1490A0</td><td>CHEFTOP/BAK ERTOP HANDLE SCREWS COVER</td><td>2.000</td><td>PC</td></tr><tr><td>VM1630A1</td><td>INTERNAL GLASS PUSHING CAP</td><td>3.000</td><td>PC</td></tr><tr><td>VM1631A0</td><td>PLUS INNER GLASS PUSHING CAP</td><td>3.000</td><td>PC</td></tr><tr><td>VM2259B0</td><td>VM2259B0</td><td>1.000</td><td>PC</td></tr><tr><td>VM2260B0</td><td>S6 LEFT UPPER CAP</td><td>1.000</td><td>PC</td></tr><tr><td>VM2261B0</td><td>MM -M DOOR RIGHT LOWER CAP</td><td>1.000</td><td>PC</td></tr><tr><td>VM2262B0</td><td>MM -M DOOR RIGHT UPPER CAP</td><td>1.000</td><td>PC</td></tr><tr><td>VM2267A0</td><td>INTERNAL GLASS LOCKING SYSTEM SLIDER</td><td>2.000</td><td>PC</td></tr><tr><td>VM2268A0</td><td>DOOR MAGNET COVER</td><td>2.000</td><td>PC</td></tr><tr><td>VM2269B0</td><td>INNER GLASS FIXING CAP</td><td>2.000</td><td>PC</td></tr><tr><td>VM2274A0</td><td>GROOVED BUSHING</td><td>1.000</td><td>PC</td></tr><tr><td>VM2275A0</td><td>SMOOTH BUSHING</td><td>1.000</td><td>PC</td></tr><tr><td>VM2285B0</td><td>860 SERIES DRIP PROFILE KIT</td><td>1.000</td><td>PC</td></tr><tr><td>VM2305A0</td><td>6 SERIES DOOR CAP FIXING PAWL</td><td>14.000</td><td>PC</td></tr><tr><td>VM2312A0</td><td>6 S. DRIP PROFILE DRAIN LEFT PIPE</td><td>1.000</td><td>PC</td></tr><tr><td>VM2314A0</td><td>6 S. DRIP PROFILE CAP</td><td>1.000</td><td>PC</td></tr><tr><td>VM2315B0</td><td>S6 INTERNAL GLASS SUPPORT</td><td>3.000</td><td>PC</td></tr><tr><td>VM2505B1</td><td>MM PLUS INTERNAL GLASS SUPPORT</td><td>3.000</td><td>PC</td></tr></table>	Code	Description	Qty	UOM	VM1490A0	CHEFTOP/BAK ERTOP HANDLE SCREWS COVER	2.000	PC	VM1630A1	INTERNAL GLASS PUSHING CAP	3.000	PC	VM1631A0	PLUS INNER GLASS PUSHING CAP	3.000	PC	VM2259B0	VM2259B0	1.000	PC	VM2260B0	S6 LEFT UPPER CAP	1.000	PC	VM2261B0	MM -M DOOR RIGHT LOWER CAP	1.000	PC	VM2262B0	MM -M DOOR RIGHT UPPER CAP	1.000	PC	VM2267A0	INTERNAL GLASS LOCKING SYSTEM SLIDER	2.000	PC	VM2268A0	DOOR MAGNET COVER	2.000	PC	VM2269B0	INNER GLASS FIXING CAP	2.000	PC	VM2274A0	GROOVED BUSHING	1.000	PC	VM2275A0	SMOOTH BUSHING	1.000	PC	VM2285B0	860 SERIES DRIP PROFILE KIT	1.000	PC	VM2305A0	6 SERIES DOOR CAP FIXING PAWL	14.000	PC	VM2312A0	6 S. DRIP PROFILE DRAIN LEFT PIPE	1.000	PC	VM2314A0	6 S. DRIP PROFILE CAP	1.000	PC	VM2315B0	S6 INTERNAL GLASS SUPPORT	3.000	PC	VM2505B1	MM PLUS INTERNAL GLASS SUPPORT	3.000	PC
					Code	Description	Qty	UOM																																																																									
					VM1490A0	CHEFTOP/BAK ERTOP HANDLE SCREWS COVER	2.000	PC																																																																									
					VM1630A1	INTERNAL GLASS PUSHING CAP	3.000	PC																																																																									
					VM1631A0	PLUS INNER GLASS PUSHING CAP	3.000	PC																																																																									
					VM2259B0	VM2259B0	1.000	PC																																																																									
					VM2260B0	S6 LEFT UPPER CAP	1.000	PC																																																																									
					VM2261B0	MM -M DOOR RIGHT LOWER CAP	1.000	PC																																																																									
					VM2262B0	MM -M DOOR RIGHT UPPER CAP	1.000	PC																																																																									
					VM2267A0	INTERNAL GLASS LOCKING SYSTEM SLIDER	2.000	PC																																																																									
					VM2268A0	DOOR MAGNET COVER	2.000	PC																																																																									
					VM2269B0	INNER GLASS FIXING CAP	2.000	PC																																																																									
					VM2274A0	GROOVED BUSHING	1.000	PC																																																																									
					VM2275A0	SMOOTH BUSHING	1.000	PC																																																																									
					VM2285B0	860 SERIES DRIP PROFILE KIT	1.000	PC																																																																									
					VM2305A0	6 SERIES DOOR CAP FIXING PAWL	14.000	PC																																																																									
					VM2312A0	6 S. DRIP PROFILE DRAIN LEFT PIPE	1.000	PC																																																																									
					VM2314A0	6 S. DRIP PROFILE CAP	1.000	PC																																																																									
					VM2315B0	S6 INTERNAL GLASS SUPPORT	3.000	PC																																																																									
					VM2505B1	MM PLUS INTERNAL GLASS SUPPORT	3.000	PC																																																																									




COMPONENT			SPARE PART																																							
Code	Description	Image	Code	Description	Kit components																																					
0B1107A	XEVC-0511-E LEFT INT DOOR COLUMN		KDR1269B	BT-04 -M EXTERNAL RIGHT DOOR	<table><thead><tr><th>Code</th><th>Description</th><th>Qty</th><th>UOM</th></tr></thead><tbody><tr><td>VM2518A0</td><td>BOARD COOLING FAN SUPPORT</td><td>1.000</td><td>PC</td></tr><tr><td>VN1179A1</td><td>CONTROL BOARD 40x40x20mm 12V COOLING FAN</td><td>1.000</td><td>PC</td></tr><tr><td>VP1080A0</td><td>UPPER HINGE CAP FOR LOWER INNER GLASS</td><td>1.000</td><td>PC</td></tr><tr><td>VP1081A0</td><td>UPPER HINGE CAP FOR UPPER INNER GLASS</td><td>1.000</td><td>PC</td></tr><tr><td>VT1290A0</td><td>EXTERNAL GLASS XEBC-04EU-E</td><td>1.000</td><td>PC</td></tr></tbody></table>	Code	Description	Qty	UOM	VM2518A0	BOARD COOLING FAN SUPPORT	1.000	PC	VN1179A1	CONTROL BOARD 40x40x20mm 12V COOLING FAN	1.000	PC	VP1080A0	UPPER HINGE CAP FOR LOWER INNER GLASS	1.000	PC	VP1081A0	UPPER HINGE CAP FOR UPPER INNER GLASS	1.000	PC	VT1290A0	EXTERNAL GLASS XEBC-04EU-E	1.000	PC													
			Code	Description	Qty	UOM																																				
VM2518A0	BOARD COOLING FAN SUPPORT	1.000	PC																																							
VN1179A1	CONTROL BOARD 40x40x20mm 12V COOLING FAN	1.000	PC																																							
VP1080A0	UPPER HINGE CAP FOR LOWER INNER GLASS	1.000	PC																																							
VP1081A0	UPPER HINGE CAP FOR UPPER INNER GLASS	1.000	PC																																							
VT1290A0	EXTERNAL GLASS XEBC-04EU-E	1.000	PC																																							
KDR1269A	BT-04 EXTERNAL RIGHT DOOR	<table><thead><tr><th>Code</th><th>Description</th><th>Qty</th><th>UOM</th></tr></thead><tbody><tr><td>0B1107A1</td><td>XEVC-0511-E LEFT INT DOOR COLUM</td><td>1.000</td><td>PC</td></tr><tr><td>0B1108B1</td><td>XEVC-0511 DOOR EXTERNAL RIGHT COLUM</td><td>1.000</td><td>PC</td></tr><tr><td>0B1109A1</td><td>XEVC-0511-E RIGHT INT DOOR COLUM</td><td>1.000</td><td>PC</td></tr><tr><td>0B1126A1</td><td>MM BT DOOR LOWER CROSS BAR</td><td>1.000</td><td>PC</td></tr><tr><td>0B1166A1</td><td>XEVC-0511-E EXT GLASS SUPPORT PROFILE</td><td>2.000</td><td>PC</td></tr><tr><td>0B1174A0</td><td>XEBC-04EU-E LEFT EXT DOOR COLUM</td><td>1.000</td><td>PC</td></tr><tr><td>0B1218A1</td><td>MM BT DOUBLE GLASS DOOR UPPER CROSS BAR</td><td>1.000</td><td>PC</td></tr><tr><td>0B1219A1</td><td>MM DOUBLE GLASS DOOR INT UPPER BEAM 860</td><td>1.000</td><td>PC</td></tr><tr><td>CE1052A1</td><td>CABLE CONNECTION CONTROL - USB MM 750m</td><td>1.000</td><td>PC</td></tr></tbody></table>	Code	Description	Qty	UOM	0B1107A1	XEVC-0511-E LEFT INT DOOR COLUM	1.000	PC	0B1108B1	XEVC-0511 DOOR EXTERNAL RIGHT COLUM	1.000	PC	0B1109A1	XEVC-0511-E RIGHT INT DOOR COLUM	1.000	PC	0B1126A1	MM BT DOOR LOWER CROSS BAR	1.000	PC	0B1166A1	XEVC-0511-E EXT GLASS SUPPORT PROFILE	2.000	PC	0B1174A0	XEBC-04EU-E LEFT EXT DOOR COLUM	1.000	PC	0B1218A1	MM BT DOUBLE GLASS DOOR UPPER CROSS BAR	1.000	PC	0B1219A1	MM DOUBLE GLASS DOOR INT UPPER BEAM 860	1.000	PC	CE1052A1	CABLE CONNECTION CONTROL - USB MM 750m	1.000	PC
Code	Description	Qty	UOM																																							
0B1107A1	XEVC-0511-E LEFT INT DOOR COLUM	1.000	PC																																							
0B1108B1	XEVC-0511 DOOR EXTERNAL RIGHT COLUM	1.000	PC																																							
0B1109A1	XEVC-0511-E RIGHT INT DOOR COLUM	1.000	PC																																							
0B1126A1	MM BT DOOR LOWER CROSS BAR	1.000	PC																																							
0B1166A1	XEVC-0511-E EXT GLASS SUPPORT PROFILE	2.000	PC																																							
0B1174A0	XEBC-04EU-E LEFT EXT DOOR COLUM	1.000	PC																																							
0B1218A1	MM BT DOUBLE GLASS DOOR UPPER CROSS BAR	1.000	PC																																							
0B1219A1	MM DOUBLE GLASS DOOR INT UPPER BEAM 860	1.000	PC																																							
CE1052A1	CABLE CONNECTION CONTROL - USB MM 750m	1.000	PC																																							




COMPONENT			SPARE PART																																																																						
Code	Description	Image	Code	Description	Kit components																																																																				
0B1107A	XEVC-0511-E LEFT INT DOOR COLUMN		KDR1269A	BT-04 EXTERNAL RIGHT DOOR	<table><tr><th>Code</th><th>Description</th><th>Qty</th><th>UOM</th></tr><tr><td>CE1053B0</td><td>MM MICROFIT LED BAR POWER SUPPLY CABL</td><td>1.000</td><td>PC</td></tr><tr><td>CE1285A0</td><td>EMI ROUND FERRITE MOD.26438015 02</td><td>1.000</td><td>PC</td></tr><tr><td>CE1290A0</td><td>EXTRACTABL E FEMALE TERMINAL CPF 5/4</td><td>1.000</td><td>PC</td></tr><tr><td>CE1310A1</td><td>POWER - CONTROL BOARD CONNECTING CABLE</td><td>1.000</td><td>PC</td></tr><tr><td>LP1019A0</td><td>6 SERIES L200 LED LIGHT BAR - E415</td><td>1.000</td><td>PC</td></tr><tr><td>LP1025A0</td><td>L=415 LED LIGHT BAR COVER</td><td>1.000</td><td>PC</td></tr><tr><td>MG1083A2</td><td>MM COMPLETE HANDLE</td><td>1.000</td><td>PC</td></tr><tr><td>SL1170A1</td><td>S57 BLACK SILICON - 310ml CARTRIDGE</td><td>30.000</td><td>ML</td></tr><tr><td>VE1030A1</td><td>MAGNET FOR DOOR MICROSWITC H D=22.9mm</td><td>2.000</td><td>PC</td></tr><tr><td>VI1147A0</td><td>5X25 STAINLESS STEEL SCREW</td><td>16.000</td><td>PC</td></tr><tr><td>VI1220A1</td><td>4,2x12 TCB SELF-TAPPIN G SCREW</td><td>25.000</td><td>PC</td></tr><tr><td>VI1996A0</td><td>M5x35 SCREW</td><td>13.000</td><td>PC</td></tr><tr><td>VM1630A1</td><td>INTERNAL GLASS PUSHING CAP</td><td>3.000</td><td>PC</td></tr><tr><td>VM1631A0</td><td>PLUS INNER GLASS PUSHING CAP</td><td>2.000</td><td>PC</td></tr><tr><td>VM2259A1</td><td>6 SERIES DOOR LOWER LEFT CAP</td><td>1.000</td><td>PC</td></tr><tr><td>VM2260A1</td><td>6 SERIES DOOR UPPER LEFT CAP</td><td>1.000</td><td>PC</td></tr></table>	Code	Description	Qty	UOM	CE1053B0	MM MICROFIT LED BAR POWER SUPPLY CABL	1.000	PC	CE1285A0	EMI ROUND FERRITE MOD.26438015 02	1.000	PC	CE1290A0	EXTRACTABL E FEMALE TERMINAL CPF 5/4	1.000	PC	CE1310A1	POWER - CONTROL BOARD CONNECTING CABLE	1.000	PC	LP1019A0	6 SERIES L200 LED LIGHT BAR - E415	1.000	PC	LP1025A0	L=415 LED LIGHT BAR COVER	1.000	PC	MG1083A2	MM COMPLETE HANDLE	1.000	PC	SL1170A1	S57 BLACK SILICON - 310ml CARTRIDGE	30.000	ML	VE1030A1	MAGNET FOR DOOR MICROSWITC H D=22.9mm	2.000	PC	VI1147A0	5X25 STAINLESS STEEL SCREW	16.000	PC	VI1220A1	4,2x12 TCB SELF-TAPPIN G SCREW	25.000	PC	VI1996A0	M5x35 SCREW	13.000	PC	VM1630A1	INTERNAL GLASS PUSHING CAP	3.000	PC	VM1631A0	PLUS INNER GLASS PUSHING CAP	2.000	PC	VM2259A1	6 SERIES DOOR LOWER LEFT CAP	1.000	PC	VM2260A1	6 SERIES DOOR UPPER LEFT CAP	1.000	PC
					Code	Description	Qty	UOM																																																																	
					CE1053B0	MM MICROFIT LED BAR POWER SUPPLY CABL	1.000	PC																																																																	
					CE1285A0	EMI ROUND FERRITE MOD.26438015 02	1.000	PC																																																																	
					CE1290A0	EXTRACTABL E FEMALE TERMINAL CPF 5/4	1.000	PC																																																																	
					CE1310A1	POWER - CONTROL BOARD CONNECTING CABLE	1.000	PC																																																																	
					LP1019A0	6 SERIES L200 LED LIGHT BAR - E415	1.000	PC																																																																	
					LP1025A0	L=415 LED LIGHT BAR COVER	1.000	PC																																																																	
					MG1083A2	MM COMPLETE HANDLE	1.000	PC																																																																	
					SL1170A1	S57 BLACK SILICON - 310ml CARTRIDGE	30.000	ML																																																																	
					VE1030A1	MAGNET FOR DOOR MICROSWITC H D=22.9mm	2.000	PC																																																																	
					VI1147A0	5X25 STAINLESS STEEL SCREW	16.000	PC																																																																	
					VI1220A1	4,2x12 TCB SELF-TAPPIN G SCREW	25.000	PC																																																																	
					VI1996A0	M5x35 SCREW	13.000	PC																																																																	
					VM1630A1	INTERNAL GLASS PUSHING CAP	3.000	PC																																																																	
VM1631A0	PLUS INNER GLASS PUSHING CAP	2.000	PC																																																																						
VM2259A1	6 SERIES DOOR LOWER LEFT CAP	1.000	PC																																																																						
VM2260A1	6 SERIES DOOR UPPER LEFT CAP	1.000	PC																																																																						




COMPONENT			SPARE PART																																																																										
Code	Description	Image	Code	Description	Kit components																																																																								
0B1107A	XEVC-0511-E LEFT INT DOOR COLUMN		KDR1269A	BT-04 EXTERNAL RIGHT DOOR	<table><tr><th>Code</th><th>Description</th><th>Qty</th><th>UOM</th></tr><tr><td>VM2261A1</td><td>MM DOOR LOWER RIGHT CAP</td><td>1.000</td><td>PC</td></tr><tr><td>VM2262A1</td><td>MM DOOR UPPER RIGHT CAP</td><td>1.000</td><td>PC</td></tr><tr><td>VM2267A0</td><td>INTERNAL GLASS LOCKING SYSTEM SLIDER</td><td>2.000</td><td>PC</td></tr><tr><td>VM2268A0</td><td>DOOR MAGNET COVER</td><td>2.000</td><td>PC</td></tr><tr><td>VM2269A0</td><td>INTERNAL GLASS LOCKING SYSTEM CAP</td><td>2.000</td><td>PC</td></tr><tr><td>VM2274A0</td><td>GROOVED BUSHING</td><td>1.000</td><td>PC</td></tr><tr><td>VM2275A0</td><td>SMOOTH BUSHING</td><td>1.000</td><td>PC</td></tr><tr><td>VM2285A0</td><td>860 SERIES DRIP PROFILE</td><td>1.000</td><td>PC</td></tr><tr><td>VM2305A0</td><td>6 SERIES DOOR CAP FIXING PAWL</td><td>14.000</td><td>PC</td></tr><tr><td>VM2312A0</td><td>6 S. DRIP PROFILE DRAIN LEFT PIPE</td><td>1.000</td><td>PC</td></tr><tr><td>VM2313A0</td><td>TUBE DX DISCHARGE DRIP MM</td><td>1.000</td><td>PC</td></tr><tr><td>VM2314A0</td><td>6 S. DRIP PROFILE CAP</td><td>1.000</td><td>PC</td></tr><tr><td>VM2315A0</td><td>MIND.Maps INTERNAL GLASS CAP SUPPORT</td><td>3.000</td><td>PC</td></tr><tr><td>VM2505A0</td><td>MM PLUS INTERNAL GLASS SUPPORT</td><td>2.000</td><td>PC</td></tr><tr><td>VM2518A0</td><td>BOARD COOLING FAN SUPPORT</td><td>1.000</td><td>PC</td></tr><tr><td>VN1179A1</td><td>CONTROL BOARD 40x40x20mm 12V COOLING FAN</td><td>1.000</td><td>PC</td></tr><tr><td>VT1290A0</td><td>EXTERNAL GLASS XEBC-04EU-E</td><td>1.000</td><td>PC</td></tr></table>	Code	Description	Qty	UOM	VM2261A1	MM DOOR LOWER RIGHT CAP	1.000	PC	VM2262A1	MM DOOR UPPER RIGHT CAP	1.000	PC	VM2267A0	INTERNAL GLASS LOCKING SYSTEM SLIDER	2.000	PC	VM2268A0	DOOR MAGNET COVER	2.000	PC	VM2269A0	INTERNAL GLASS LOCKING SYSTEM CAP	2.000	PC	VM2274A0	GROOVED BUSHING	1.000	PC	VM2275A0	SMOOTH BUSHING	1.000	PC	VM2285A0	860 SERIES DRIP PROFILE	1.000	PC	VM2305A0	6 SERIES DOOR CAP FIXING PAWL	14.000	PC	VM2312A0	6 S. DRIP PROFILE DRAIN LEFT PIPE	1.000	PC	VM2313A0	TUBE DX DISCHARGE DRIP MM	1.000	PC	VM2314A0	6 S. DRIP PROFILE CAP	1.000	PC	VM2315A0	MIND.Maps INTERNAL GLASS CAP SUPPORT	3.000	PC	VM2505A0	MM PLUS INTERNAL GLASS SUPPORT	2.000	PC	VM2518A0	BOARD COOLING FAN SUPPORT	1.000	PC	VN1179A1	CONTROL BOARD 40x40x20mm 12V COOLING FAN	1.000	PC	VT1290A0	EXTERNAL GLASS XEBC-04EU-E	1.000	PC
					Code	Description	Qty	UOM																																																																					
					VM2261A1	MM DOOR LOWER RIGHT CAP	1.000	PC																																																																					
					VM2262A1	MM DOOR UPPER RIGHT CAP	1.000	PC																																																																					
					VM2267A0	INTERNAL GLASS LOCKING SYSTEM SLIDER	2.000	PC																																																																					
					VM2268A0	DOOR MAGNET COVER	2.000	PC																																																																					
					VM2269A0	INTERNAL GLASS LOCKING SYSTEM CAP	2.000	PC																																																																					
					VM2274A0	GROOVED BUSHING	1.000	PC																																																																					
					VM2275A0	SMOOTH BUSHING	1.000	PC																																																																					
					VM2285A0	860 SERIES DRIP PROFILE	1.000	PC																																																																					
					VM2305A0	6 SERIES DOOR CAP FIXING PAWL	14.000	PC																																																																					
					VM2312A0	6 S. DRIP PROFILE DRAIN LEFT PIPE	1.000	PC																																																																					
					VM2313A0	TUBE DX DISCHARGE DRIP MM	1.000	PC																																																																					
					VM2314A0	6 S. DRIP PROFILE CAP	1.000	PC																																																																					
					VM2315A0	MIND.Maps INTERNAL GLASS CAP SUPPORT	3.000	PC																																																																					
					VM2505A0	MM PLUS INTERNAL GLASS SUPPORT	2.000	PC																																																																					
					VM2518A0	BOARD COOLING FAN SUPPORT	1.000	PC																																																																					
VN1179A1	CONTROL BOARD 40x40x20mm 12V COOLING FAN	1.000	PC																																																																										
VT1290A0	EXTERNAL GLASS XEBC-04EU-E	1.000	PC																																																																										




COMPONENT			SPARE PART																																																																		
Code	Description	Image	Code	Description	Kit components																																																																
0B1107A	XEVC-0511-E LEFT INT DOOR COLUMN		KDR1261B	0511 -M RIGHT EXTERNAL DOOR	<table><tr><th>Code</th><th>Description</th><th>Qty</th><th>UOM</th></tr><tr><td>0B1106A0</td><td>XEVC-0511-E DOOR EXTERNAL LEFT COLUMN</td><td>1.000</td><td>PC</td></tr><tr><td>0B1107A1</td><td>XEVC-0511-E LEFT INT DOOR COLUM</td><td>1.000</td><td>PC</td></tr><tr><td>0B1108B1</td><td>XEVC-0511 DOOR EXTERNAL RIGHT COLUM</td><td>1.000</td><td>PC</td></tr><tr><td>0B1109A1</td><td>XEVC-0511-E RIGHT INT DOOR COLUM</td><td>1.000</td><td>PC</td></tr><tr><td>0B1122B0</td><td>MM CT DOOR LOWER CROSS BAR</td><td>1.000</td><td>PC</td></tr><tr><td>0B1166A1</td><td>XEVC-0511-E EXT GLASS SUPPORT PROFILE</td><td>2.000</td><td>PC</td></tr><tr><td>0B1216B0</td><td>MM CT DOUBLE GLASS DOOR UPPER CROSS BAR</td><td>1.000</td><td>PC</td></tr><tr><td>0B1217A1</td><td>MM DOUBLE GLASS DOOR INT UPPER BEAM 750</td><td>1.000</td><td>PC</td></tr><tr><td>CE1052A1</td><td>CABLE CONNECTION CONTROL - USB MM 750m</td><td>1.000</td><td>PC</td></tr><tr><td>CE1053B0</td><td>MM MICROFIT LED BAR POWER SUPPLY CABL</td><td>1.000</td><td>PC</td></tr><tr><td>CE1096A0</td><td>4 POLES MICROFIT 3 M BUS CABLE</td><td>1.000</td><td>PC</td></tr><tr><td>CE1285A0</td><td>EMI ROUND FERRITE MOD.26438015 02</td><td>2.000</td><td>PC</td></tr><tr><td>GN1525A0</td><td>O-RING INT DIAM 9,5 THK 1 NBR 70</td><td>1.000</td><td>PC</td></tr><tr><td>LP1019A0</td><td>6 SERIES L200 LED LIGHT BAR - E415</td><td>1.000</td><td>PC</td></tr><tr><td>LP1025A0</td><td>L=415 LED LIGHT BAR COVER</td><td>1.000</td><td>PC</td></tr></table>	Code	Description	Qty	UOM	0B1106A0	XEVC-0511-E DOOR EXTERNAL LEFT COLUMN	1.000	PC	0B1107A1	XEVC-0511-E LEFT INT DOOR COLUM	1.000	PC	0B1108B1	XEVC-0511 DOOR EXTERNAL RIGHT COLUM	1.000	PC	0B1109A1	XEVC-0511-E RIGHT INT DOOR COLUM	1.000	PC	0B1122B0	MM CT DOOR LOWER CROSS BAR	1.000	PC	0B1166A1	XEVC-0511-E EXT GLASS SUPPORT PROFILE	2.000	PC	0B1216B0	MM CT DOUBLE GLASS DOOR UPPER CROSS BAR	1.000	PC	0B1217A1	MM DOUBLE GLASS DOOR INT UPPER BEAM 750	1.000	PC	CE1052A1	CABLE CONNECTION CONTROL - USB MM 750m	1.000	PC	CE1053B0	MM MICROFIT LED BAR POWER SUPPLY CABL	1.000	PC	CE1096A0	4 POLES MICROFIT 3 M BUS CABLE	1.000	PC	CE1285A0	EMI ROUND FERRITE MOD.26438015 02	2.000	PC	GN1525A0	O-RING INT DIAM 9,5 THK 1 NBR 70	1.000	PC	LP1019A0	6 SERIES L200 LED LIGHT BAR - E415	1.000	PC	LP1025A0	L=415 LED LIGHT BAR COVER	1.000	PC
Code	Description	Qty	UOM																																																																		
0B1106A0	XEVC-0511-E DOOR EXTERNAL LEFT COLUMN	1.000	PC																																																																		
0B1107A1	XEVC-0511-E LEFT INT DOOR COLUM	1.000	PC																																																																		
0B1108B1	XEVC-0511 DOOR EXTERNAL RIGHT COLUM	1.000	PC																																																																		
0B1109A1	XEVC-0511-E RIGHT INT DOOR COLUM	1.000	PC																																																																		
0B1122B0	MM CT DOOR LOWER CROSS BAR	1.000	PC																																																																		
0B1166A1	XEVC-0511-E EXT GLASS SUPPORT PROFILE	2.000	PC																																																																		
0B1216B0	MM CT DOUBLE GLASS DOOR UPPER CROSS BAR	1.000	PC																																																																		
0B1217A1	MM DOUBLE GLASS DOOR INT UPPER BEAM 750	1.000	PC																																																																		
CE1052A1	CABLE CONNECTION CONTROL - USB MM 750m	1.000	PC																																																																		
CE1053B0	MM MICROFIT LED BAR POWER SUPPLY CABL	1.000	PC																																																																		
CE1096A0	4 POLES MICROFIT 3 M BUS CABLE	1.000	PC																																																																		
CE1285A0	EMI ROUND FERRITE MOD.26438015 02	2.000	PC																																																																		
GN1525A0	O-RING INT DIAM 9,5 THK 1 NBR 70	1.000	PC																																																																		
LP1019A0	6 SERIES L200 LED LIGHT BAR - E415	1.000	PC																																																																		
LP1025A0	L=415 LED LIGHT BAR COVER	1.000	PC																																																																		




COMPONENT			SPARE PART																																																																		
Code	Description	Image	Code	Description	Kit components																																																																
OB1107A	XEVC-0511-E LEFT INT DOOR COLUMN		KDR1261B	0511 -M RIGHT EXTERNAL DOOR	<table><tr><th>Code</th><th>Description</th><th>Qty</th><th>UOM</th></tr><tr><td>MG1099A1</td><td>MM COMPLETE HANDLE</td><td>1.000</td><td>PC</td></tr><tr><td>RC1200A0</td><td>ED=4 WIRE D.=0.5 COMPRESSIO N SPRING</td><td>4.000</td><td>PC</td></tr><tr><td>SL1170A1</td><td>S57 BLACK SILICON - 310ml CARTRIDGE</td><td>30.000</td><td>ML</td></tr><tr><td>SL1221A0</td><td>GN1/1 EXTERNAL GLASS UPPER SILICONE</td><td>1.000</td><td>PC</td></tr><tr><td>SL1222A0</td><td>0511 EXTERNAL GLASS LATERAL SILICONE</td><td>4.000</td><td>PC</td></tr><tr><td>VE1030A1</td><td>MAGNET FOR DOOR MICROSWITC H D=22.9mm</td><td>2.000</td><td>PC</td></tr><tr><td>VI0239A1</td><td>SELF-TAPPIN G SCREW 4.2X25 TCB+ INOX</td><td>4.000</td><td>PC</td></tr><tr><td>VI1034A0</td><td>STAINLESS STEEL WASHER 8.4x16x1</td><td>1.000</td><td>PC</td></tr><tr><td>VI1074A0</td><td>4X16 SCREW FOR PLASTIC</td><td>2.000</td><td>PC</td></tr><tr><td>VI1103A0</td><td>40X12 TBSP SCREW FOR PLASTIC</td><td>2.000</td><td>PC</td></tr><tr><td>VI1220A1</td><td>4,2x12 TCB SELF-TAPPIN G SCREW</td><td>26.000</td><td>PC</td></tr><tr><td>VI1930A1</td><td>ST. STEEL 5X20 CHIP SCREW</td><td>16.000</td><td>PC</td></tr><tr><td>VI1996A0</td><td>M5x35 SCREW</td><td>13.000</td><td>PC</td></tr><tr><td>VI2037A1</td><td>40X8 TORX SHEETTRACS SELF-THREAD SCREW</td><td>6.000</td><td>PC</td></tr><tr><td>VM1490A0</td><td>CHEFTOP/BAK ERTOP HANDLE SCREWS COVER</td><td>2.000</td><td>PC</td></tr></table>	Code	Description	Qty	UOM	MG1099A1	MM COMPLETE HANDLE	1.000	PC	RC1200A0	ED=4 WIRE D.=0.5 COMPRESSIO N SPRING	4.000	PC	SL1170A1	S57 BLACK SILICON - 310ml CARTRIDGE	30.000	ML	SL1221A0	GN1/1 EXTERNAL GLASS UPPER SILICONE	1.000	PC	SL1222A0	0511 EXTERNAL GLASS LATERAL SILICONE	4.000	PC	VE1030A1	MAGNET FOR DOOR MICROSWITC H D=22.9mm	2.000	PC	VI0239A1	SELF-TAPPIN G SCREW 4.2X25 TCB+ INOX	4.000	PC	VI1034A0	STAINLESS STEEL WASHER 8.4x16x1	1.000	PC	VI1074A0	4X16 SCREW FOR PLASTIC	2.000	PC	VI1103A0	40X12 TBSP SCREW FOR PLASTIC	2.000	PC	VI1220A1	4,2x12 TCB SELF-TAPPIN G SCREW	26.000	PC	VI1930A1	ST. STEEL 5X20 CHIP SCREW	16.000	PC	VI1996A0	M5x35 SCREW	13.000	PC	VI2037A1	40X8 TORX SHEETTRACS SELF-THREAD SCREW	6.000	PC	VM1490A0	CHEFTOP/BAK ERTOP HANDLE SCREWS COVER	2.000	PC
Code	Description	Qty	UOM																																																																		
MG1099A1	MM COMPLETE HANDLE	1.000	PC																																																																		
RC1200A0	ED=4 WIRE D.=0.5 COMPRESSIO N SPRING	4.000	PC																																																																		
SL1170A1	S57 BLACK SILICON - 310ml CARTRIDGE	30.000	ML																																																																		
SL1221A0	GN1/1 EXTERNAL GLASS UPPER SILICONE	1.000	PC																																																																		
SL1222A0	0511 EXTERNAL GLASS LATERAL SILICONE	4.000	PC																																																																		
VE1030A1	MAGNET FOR DOOR MICROSWITC H D=22.9mm	2.000	PC																																																																		
VI0239A1	SELF-TAPPIN G SCREW 4.2X25 TCB+ INOX	4.000	PC																																																																		
VI1034A0	STAINLESS STEEL WASHER 8.4x16x1	1.000	PC																																																																		
VI1074A0	4X16 SCREW FOR PLASTIC	2.000	PC																																																																		
VI1103A0	40X12 TBSP SCREW FOR PLASTIC	2.000	PC																																																																		
VI1220A1	4,2x12 TCB SELF-TAPPIN G SCREW	26.000	PC																																																																		
VI1930A1	ST. STEEL 5X20 CHIP SCREW	16.000	PC																																																																		
VI1996A0	M5x35 SCREW	13.000	PC																																																																		
VI2037A1	40X8 TORX SHEETTRACS SELF-THREAD SCREW	6.000	PC																																																																		
VM1490A0	CHEFTOP/BAK ERTOP HANDLE SCREWS COVER	2.000	PC																																																																		



COMPONENT			SPARE PART																																																																														
Code	Description	Image	Code	Description	Kit components																																																																												
0B1107A	XEVC-0511-E LEFT INT DOOR COLUMN		KDR1261B	0511 -M RIGHT EXTERNAL DOOR	<table><tr><th>Code</th><th>Description</th><th>Qty</th><th>UOM</th></tr><tr><td>VM1630A1</td><td>INTERNAL GLASS PUSHING CAP</td><td>3.000</td><td>PC</td></tr><tr><td>VM1631A0</td><td>PLUS INNER GLASS PUSHING CAP</td><td>3.000</td><td>PC</td></tr><tr><td>VM2259B0</td><td>VM2259B0</td><td>1.000</td><td>PC</td></tr><tr><td>VM2260B0</td><td>S6 LEFT UPPER CAP</td><td>1.000</td><td>PC</td></tr><tr><td>VM2261B0</td><td>MM -M DOOR RIGHT LOWER CAP</td><td>1.000</td><td>PC</td></tr><tr><td>VM2262B0</td><td>MM -M DOOR RIGHT UPPER CAP</td><td>1.000</td><td>PC</td></tr><tr><td>VM2267A0</td><td>INTERNAL GLASS LOCKING SYSTEM SLIDER</td><td>2.000</td><td>PC</td></tr><tr><td>VM2268A0</td><td>DOOR MAGNET COVER</td><td>2.000</td><td>PC</td></tr><tr><td>VM2269B0</td><td>INNER GLASS FIXING CAP</td><td>2.000</td><td>PC</td></tr><tr><td>VM2274A0</td><td>GROOVED BUSHING</td><td>1.000</td><td>PC</td></tr><tr><td>VM2275A0</td><td>SMOOTH BUSHING</td><td>1.000</td><td>PC</td></tr><tr><td>VM2284B0</td><td>750 SERIES DRIP PROFILE KIT</td><td>1.000</td><td>PC</td></tr><tr><td>VM2305A0</td><td>6 SERIES DOOR CAP FIXING PAWL</td><td>14.000</td><td>PC</td></tr><tr><td>VM2312A0</td><td>6 S. DRIP PROFILE DRAIN LEFT PIPE</td><td>1.000</td><td>PC</td></tr><tr><td>VM2314A0</td><td>6 S. DRIP PROFILE CAP</td><td>1.000</td><td>PC</td></tr><tr><td>VM2315B0</td><td>S6 INTERNAL GLASS SUPPORT</td><td>3.000</td><td>PC</td></tr><tr><td>VM2505B1</td><td>MM PLUS INTERNAL GLASS SUPPORT</td><td>3.000</td><td>PC</td></tr><tr><td>VP1080A0</td><td>UPPER HINGE CAP FOR LOWER INNER GLASS</td><td>1.000</td><td>PC</td></tr></table>	Code	Description	Qty	UOM	VM1630A1	INTERNAL GLASS PUSHING CAP	3.000	PC	VM1631A0	PLUS INNER GLASS PUSHING CAP	3.000	PC	VM2259B0	VM2259B0	1.000	PC	VM2260B0	S6 LEFT UPPER CAP	1.000	PC	VM2261B0	MM -M DOOR RIGHT LOWER CAP	1.000	PC	VM2262B0	MM -M DOOR RIGHT UPPER CAP	1.000	PC	VM2267A0	INTERNAL GLASS LOCKING SYSTEM SLIDER	2.000	PC	VM2268A0	DOOR MAGNET COVER	2.000	PC	VM2269B0	INNER GLASS FIXING CAP	2.000	PC	VM2274A0	GROOVED BUSHING	1.000	PC	VM2275A0	SMOOTH BUSHING	1.000	PC	VM2284B0	750 SERIES DRIP PROFILE KIT	1.000	PC	VM2305A0	6 SERIES DOOR CAP FIXING PAWL	14.000	PC	VM2312A0	6 S. DRIP PROFILE DRAIN LEFT PIPE	1.000	PC	VM2314A0	6 S. DRIP PROFILE CAP	1.000	PC	VM2315B0	S6 INTERNAL GLASS SUPPORT	3.000	PC	VM2505B1	MM PLUS INTERNAL GLASS SUPPORT	3.000	PC	VP1080A0	UPPER HINGE CAP FOR LOWER INNER GLASS	1.000	PC
					Code	Description	Qty	UOM																																																																									
					VM1630A1	INTERNAL GLASS PUSHING CAP	3.000	PC																																																																									
					VM1631A0	PLUS INNER GLASS PUSHING CAP	3.000	PC																																																																									
					VM2259B0	VM2259B0	1.000	PC																																																																									
					VM2260B0	S6 LEFT UPPER CAP	1.000	PC																																																																									
					VM2261B0	MM -M DOOR RIGHT LOWER CAP	1.000	PC																																																																									
					VM2262B0	MM -M DOOR RIGHT UPPER CAP	1.000	PC																																																																									
					VM2267A0	INTERNAL GLASS LOCKING SYSTEM SLIDER	2.000	PC																																																																									
					VM2268A0	DOOR MAGNET COVER	2.000	PC																																																																									
					VM2269B0	INNER GLASS FIXING CAP	2.000	PC																																																																									
					VM2274A0	GROOVED BUSHING	1.000	PC																																																																									
					VM2275A0	SMOOTH BUSHING	1.000	PC																																																																									
					VM2284B0	750 SERIES DRIP PROFILE KIT	1.000	PC																																																																									
					VM2305A0	6 SERIES DOOR CAP FIXING PAWL	14.000	PC																																																																									
					VM2312A0	6 S. DRIP PROFILE DRAIN LEFT PIPE	1.000	PC																																																																									
					VM2314A0	6 S. DRIP PROFILE CAP	1.000	PC																																																																									
					VM2315B0	S6 INTERNAL GLASS SUPPORT	3.000	PC																																																																									
					VM2505B1	MM PLUS INTERNAL GLASS SUPPORT	3.000	PC																																																																									
					VP1080A0	UPPER HINGE CAP FOR LOWER INNER GLASS	1.000	PC																																																																									




COMPONENT			SPARE PART																																																			
Code	Description	Image	Code	Description	Kit components																																																	
0B1107A	XEVC-0511-E LEFT INT DOOR COLUMN		KDR1261B	0511 -M RIGHT EXTERNAL DOOR	<table><tr><th>Code</th><th>Description</th><th>Qty</th><th>UOM</th></tr><tr><td>VP1081A0</td><td>UPPER HINGE CAP FOR UPPER INNER GLASS</td><td>1.000</td><td>PC</td></tr><tr><td>VT1276A0</td><td>XEVC-0511-E DOOR EXTERNAL GLASS</td><td>1.000</td><td>PC</td></tr></table>	Code	Description	Qty	UOM	VP1081A0	UPPER HINGE CAP FOR UPPER INNER GLASS	1.000	PC	VT1276A0	XEVC-0511-E DOOR EXTERNAL GLASS	1.000	PC																																					
			Code	Description	Qty	UOM																																																
VP1081A0	UPPER HINGE CAP FOR UPPER INNER GLASS	1.000	PC																																																			
VT1276A0	XEVC-0511-E DOOR EXTERNAL GLASS	1.000	PC																																																			
KDR1261A	0511 RIGHT EXTERNAL DOOR	<table><tr><th>Code</th><th>Description</th><th>Qty</th><th>UOM</th></tr><tr><td>0B1106A0</td><td>XEVC-0511-E DOOR EXTERNAL LEFT COLUMN</td><td>1.000</td><td>PC</td></tr><tr><td>0B1107A1</td><td>XEVC-0511-E LEFT INT DOOR COLUM</td><td>1.000</td><td>PC</td></tr><tr><td>0B1108B1</td><td>XEVC-0511 DOOR EXTERNAL RIGHT COLUM</td><td>1.000</td><td>PC</td></tr><tr><td>0B1109A1</td><td>XEVC-0511-E RIGHT INT DOOR COLUM</td><td>1.000</td><td>PC</td></tr><tr><td>0B1122A1</td><td>750MM DOOR LOWER FRAME SHAPE</td><td>1.000</td><td>PC</td></tr><tr><td>0B1166A1</td><td>XEVC-0511-E EXT GLASS SUPPORT PROFILE</td><td>2.000</td><td>PC</td></tr><tr><td>0B1216A1</td><td>MM CT DOUBLE GLASS DOOR UPPER BEAM</td><td>1.000</td><td>PC</td></tr><tr><td>0B1217A1</td><td>MM DOUBLE GLASS DOOR INT UPPER BEAM 750</td><td>1.000</td><td>PC</td></tr><tr><td>CE1052A1</td><td>CABLE CONNECTION CONTROL - USB MM 750m</td><td>1.000</td><td>PC</td></tr><tr><td>CE1053B0</td><td>MM MICROFIT LED BAR POWER SUPPLY CABL</td><td>1.000</td><td>PC</td></tr><tr><td>CE1275A0</td><td>3M POWER - CONTROL CONNECTION CABLE</td><td>1.000</td><td>PC</td></tr><tr><td>CE1285A0</td><td>EMI ROUND FERRITE MOD.26438015 02</td><td>1.000</td><td>PC</td></tr></table>	Code	Description	Qty	UOM	0B1106A0	XEVC-0511-E DOOR EXTERNAL LEFT COLUMN	1.000	PC	0B1107A1	XEVC-0511-E LEFT INT DOOR COLUM	1.000	PC	0B1108B1	XEVC-0511 DOOR EXTERNAL RIGHT COLUM	1.000	PC	0B1109A1	XEVC-0511-E RIGHT INT DOOR COLUM	1.000	PC	0B1122A1	750MM DOOR LOWER FRAME SHAPE	1.000	PC	0B1166A1	XEVC-0511-E EXT GLASS SUPPORT PROFILE	2.000	PC	0B1216A1	MM CT DOUBLE GLASS DOOR UPPER BEAM	1.000	PC	0B1217A1	MM DOUBLE GLASS DOOR INT UPPER BEAM 750	1.000	PC	CE1052A1	CABLE CONNECTION CONTROL - USB MM 750m	1.000	PC	CE1053B0	MM MICROFIT LED BAR POWER SUPPLY CABL	1.000	PC	CE1275A0	3M POWER - CONTROL CONNECTION CABLE	1.000	PC	CE1285A0	EMI ROUND FERRITE MOD.26438015 02	1.000	PC
Code	Description	Qty	UOM																																																			
0B1106A0	XEVC-0511-E DOOR EXTERNAL LEFT COLUMN	1.000	PC																																																			
0B1107A1	XEVC-0511-E LEFT INT DOOR COLUM	1.000	PC																																																			
0B1108B1	XEVC-0511 DOOR EXTERNAL RIGHT COLUM	1.000	PC																																																			
0B1109A1	XEVC-0511-E RIGHT INT DOOR COLUM	1.000	PC																																																			
0B1122A1	750MM DOOR LOWER FRAME SHAPE	1.000	PC																																																			
0B1166A1	XEVC-0511-E EXT GLASS SUPPORT PROFILE	2.000	PC																																																			
0B1216A1	MM CT DOUBLE GLASS DOOR UPPER BEAM	1.000	PC																																																			
0B1217A1	MM DOUBLE GLASS DOOR INT UPPER BEAM 750	1.000	PC																																																			
CE1052A1	CABLE CONNECTION CONTROL - USB MM 750m	1.000	PC																																																			
CE1053B0	MM MICROFIT LED BAR POWER SUPPLY CABL	1.000	PC																																																			
CE1275A0	3M POWER - CONTROL CONNECTION CABLE	1.000	PC																																																			
CE1285A0	EMI ROUND FERRITE MOD.26438015 02	1.000	PC																																																			



COMPONENT			SPARE PART																																																										
Code	Description	Image	Code	Description	Kit components																																																								
0B1107A	XEVC-0511-E LEFT INT DOOR COLUMN		KDR1261A	0511 RIGHT EXTERNAL DOOR	<table><tr><th>Code</th><th>Description</th><th>Qty</th><th>UOM</th></tr><tr><td>CE1290A0</td><td>EXTRACTABL E FEMALE TERMINAL CPF 5/4</td><td>1.000</td><td>PC</td></tr><tr><td>GN1525A0</td><td>O-RING INT DIAM 9,5 THK 1 NBR 70</td><td>1.000</td><td>PC</td></tr><tr><td>LP1019A0</td><td>6 SERIES L200 LED LIGHT BAR - E415</td><td>1.000</td><td>PC</td></tr><tr><td>LP1025A0</td><td>L=415 LED LIGHT BAR COVER</td><td>1.000</td><td>PC</td></tr><tr><td>MG1083A2</td><td>MM COMPLETE HANDLE</td><td>1.000</td><td>PC</td></tr><tr><td>SL1170A1</td><td>S57 BLACK SILICON - 310ml CARTRIDGE</td><td>30.000</td><td>ML</td></tr><tr><td>VE1030A1</td><td>MAGNET FOR DOOR MICROSWITC H D=22,9mm</td><td>2.000</td><td>PC</td></tr><tr><td>VI1034A0</td><td>STAINLESS STEEL WASHER 8,4x16x1</td><td>1.000</td><td>PC</td></tr><tr><td>VI1147A0</td><td>5X25 STAINLESS STEEL SCREW</td><td>16.000</td><td>PC</td></tr><tr><td>VI1220A1</td><td>4,2x12 TCB SELF-TAPPIN G SCREW</td><td>25.000</td><td>PC</td></tr><tr><td>VI1996A0</td><td>M5x35 SCREW</td><td>13.000</td><td>PC</td></tr><tr><td>VM1630A1</td><td>INTERNAL GLASS PUSHING CAP</td><td>3.000</td><td>PC</td></tr><tr><td>VM1631A0</td><td>PLUS INNER GLASS PUSHING CAP</td><td>2.000</td><td>PC</td></tr></table>	Code	Description	Qty	UOM	CE1290A0	EXTRACTABL E FEMALE TERMINAL CPF 5/4	1.000	PC	GN1525A0	O-RING INT DIAM 9,5 THK 1 NBR 70	1.000	PC	LP1019A0	6 SERIES L200 LED LIGHT BAR - E415	1.000	PC	LP1025A0	L=415 LED LIGHT BAR COVER	1.000	PC	MG1083A2	MM COMPLETE HANDLE	1.000	PC	SL1170A1	S57 BLACK SILICON - 310ml CARTRIDGE	30.000	ML	VE1030A1	MAGNET FOR DOOR MICROSWITC H D=22,9mm	2.000	PC	VI1034A0	STAINLESS STEEL WASHER 8,4x16x1	1.000	PC	VI1147A0	5X25 STAINLESS STEEL SCREW	16.000	PC	VI1220A1	4,2x12 TCB SELF-TAPPIN G SCREW	25.000	PC	VI1996A0	M5x35 SCREW	13.000	PC	VM1630A1	INTERNAL GLASS PUSHING CAP	3.000	PC	VM1631A0	PLUS INNER GLASS PUSHING CAP	2.000	PC
					Code	Description	Qty	UOM																																																					
					CE1290A0	EXTRACTABL E FEMALE TERMINAL CPF 5/4	1.000	PC																																																					
					GN1525A0	O-RING INT DIAM 9,5 THK 1 NBR 70	1.000	PC																																																					
					LP1019A0	6 SERIES L200 LED LIGHT BAR - E415	1.000	PC																																																					
					LP1025A0	L=415 LED LIGHT BAR COVER	1.000	PC																																																					
					MG1083A2	MM COMPLETE HANDLE	1.000	PC																																																					
					SL1170A1	S57 BLACK SILICON - 310ml CARTRIDGE	30.000	ML																																																					
					VE1030A1	MAGNET FOR DOOR MICROSWITC H D=22,9mm	2.000	PC																																																					
					VI1034A0	STAINLESS STEEL WASHER 8,4x16x1	1.000	PC																																																					
					VI1147A0	5X25 STAINLESS STEEL SCREW	16.000	PC																																																					
					VI1220A1	4,2x12 TCB SELF-TAPPIN G SCREW	25.000	PC																																																					
					VI1996A0	M5x35 SCREW	13.000	PC																																																					
					VM1630A1	INTERNAL GLASS PUSHING CAP	3.000	PC																																																					
					VM1631A0	PLUS INNER GLASS PUSHING CAP	2.000	PC																																																					
					VM2259A1	6 SERIES DOOR LOWER LEFT CAP	1.000	PC																																																					
					VM2260A1	6 SERIES DOOR UPPER LEFT CAP	1.000	PC																																																					
					VM2261A1	MM DOOR LOWER RIGHT CAP	1.000	PC																																																					
					VM2262A1	MM DOOR UPPER RIGHT CAP	1.000	PC																																																					



COMPONENT			SPARE PART																																																														
Code	Description	Image	Code	Description	Kit components																																																												
0B1107A	XEVC-0511-E LEFT INT DOOR COLUMN		KDR1261A	0511 RIGHT EXTERNAL DOOR	<table><tr><th>Code</th><th>Description</th><th>Qty</th><th>UOM</th></tr><tr><td>VM2267A0</td><td>INTERNAL GLASS LOCKING SYSTEM SLIDER</td><td>2.000</td><td>PC</td></tr><tr><td>VM2268A0</td><td>DOOR MAGNET COVER</td><td>2.000</td><td>PC</td></tr><tr><td>VM2269A0</td><td>INTERNAL GLASS LOCKING SYSTEM CAP</td><td>2.000</td><td>PC</td></tr><tr><td>VM2274A0</td><td>GROOVED BUSHING</td><td>1.000</td><td>PC</td></tr><tr><td>VM2275A0</td><td>SMOOTH BUSHING</td><td>1.000</td><td>PC</td></tr><tr><td>VM2284A0</td><td>750 SERIES DRIP PROFILE</td><td>1.000</td><td>PC</td></tr><tr><td>VM2305A0</td><td>6 SERIES DOOR CAP FIXING PAWL</td><td>14.000</td><td>PC</td></tr><tr><td>VM2312A0</td><td>6 S. DRIP PROFILE DRAIN LEFT PIPE</td><td>1.000</td><td>PC</td></tr><tr><td>VM2314A0</td><td>6 S. DRIP PROFILE CAP</td><td>1.000</td><td>PC</td></tr><tr><td>VM2315A0</td><td>MIND.Maps INTERNAL GLASS CAP SUPPORT</td><td>3.000</td><td>PC</td></tr><tr><td>VM2505A0</td><td>MM PLUS INTERNAL GLASS SUPPORT</td><td>2.000</td><td>PC</td></tr><tr><td>VM2518A0</td><td>BOARD COOLING FAN SUPPORT</td><td>1.000</td><td>PC</td></tr><tr><td>VN1179A1</td><td>CONTROL BOARD 40x40x20mm 12V COOLING FAN</td><td>1.000</td><td>PC</td></tr><tr><td>VT1276A0</td><td>XEVC-0511-E DOOR EXTERNAL GLASS</td><td>1.000</td><td>PC</td></tr></table>	Code	Description	Qty	UOM	VM2267A0	INTERNAL GLASS LOCKING SYSTEM SLIDER	2.000	PC	VM2268A0	DOOR MAGNET COVER	2.000	PC	VM2269A0	INTERNAL GLASS LOCKING SYSTEM CAP	2.000	PC	VM2274A0	GROOVED BUSHING	1.000	PC	VM2275A0	SMOOTH BUSHING	1.000	PC	VM2284A0	750 SERIES DRIP PROFILE	1.000	PC	VM2305A0	6 SERIES DOOR CAP FIXING PAWL	14.000	PC	VM2312A0	6 S. DRIP PROFILE DRAIN LEFT PIPE	1.000	PC	VM2314A0	6 S. DRIP PROFILE CAP	1.000	PC	VM2315A0	MIND.Maps INTERNAL GLASS CAP SUPPORT	3.000	PC	VM2505A0	MM PLUS INTERNAL GLASS SUPPORT	2.000	PC	VM2518A0	BOARD COOLING FAN SUPPORT	1.000	PC	VN1179A1	CONTROL BOARD 40x40x20mm 12V COOLING FAN	1.000	PC	VT1276A0	XEVC-0511-E DOOR EXTERNAL GLASS	1.000	PC
					Code	Description	Qty	UOM																																																									
					VM2267A0	INTERNAL GLASS LOCKING SYSTEM SLIDER	2.000	PC																																																									
					VM2268A0	DOOR MAGNET COVER	2.000	PC																																																									
					VM2269A0	INTERNAL GLASS LOCKING SYSTEM CAP	2.000	PC																																																									
					VM2274A0	GROOVED BUSHING	1.000	PC																																																									
					VM2275A0	SMOOTH BUSHING	1.000	PC																																																									
					VM2284A0	750 SERIES DRIP PROFILE	1.000	PC																																																									
					VM2305A0	6 SERIES DOOR CAP FIXING PAWL	14.000	PC																																																									
					VM2312A0	6 S. DRIP PROFILE DRAIN LEFT PIPE	1.000	PC																																																									
					VM2314A0	6 S. DRIP PROFILE CAP	1.000	PC																																																									
					VM2315A0	MIND.Maps INTERNAL GLASS CAP SUPPORT	3.000	PC																																																									
					VM2505A0	MM PLUS INTERNAL GLASS SUPPORT	2.000	PC																																																									
					VM2518A0	BOARD COOLING FAN SUPPORT	1.000	PC																																																									
					VN1179A1	CONTROL BOARD 40x40x20mm 12V COOLING FAN	1.000	PC																																																									
VT1276A0	XEVC-0511-E DOOR EXTERNAL GLASS	1.000	PC																																																														




COMPONENT			SPARE PART																																																																		
Code	Description	Image	Code	Description	Kit components																																																																
0B1108B	XEVC-0511 DOOR EXTERNAL RIGHT COLUMN		KDR1325A	0511 ZERO RIGHT -M EXTERNAL DOOR	<table><tr><th>Code</th><th>Description</th><th>Qty</th><th>UOM</th></tr><tr><td>0B1106A0</td><td>XEVC-0511-E DOOR EXTERNAL LEFT COLUMN</td><td>1.000</td><td>PC</td></tr><tr><td>0B1107A1</td><td>XEVC-0511-E LEFT INT DOOR COLUM</td><td>1.000</td><td>PC</td></tr><tr><td>0B1108B1</td><td>XEVC-0511 DOOR EXTERNAL RIGHT COLUM</td><td>1.000</td><td>PC</td></tr><tr><td>0B1109A1</td><td>XEVC-0511-E RIGHT INT DOOR COLUM</td><td>1.000</td><td>PC</td></tr><tr><td>0B1122B0</td><td>MM CT DOOR LOWER CROSS BAR</td><td>1.000</td><td>PC</td></tr><tr><td>0B1166A1</td><td>XEVC-0511-E EXT GLASS SUPPORT PROFILE</td><td>2.000</td><td>PC</td></tr><tr><td>0B1216B0</td><td>MM CT DOUBLE GLASS DOOR UPPER CROSS BAR</td><td>1.000</td><td>PC</td></tr><tr><td>0B1217A1</td><td>MM DOUBLE GLASS DOOR INT UPPER BEAM 750</td><td>1.000</td><td>PC</td></tr><tr><td>0H2892A0</td><td>LED BAR UPPER CAP PLATE</td><td>1.000</td><td>PC</td></tr><tr><td>0H2893A0</td><td>LED BAR LOWER CAP PLATE</td><td>1.000</td><td>PC</td></tr><tr><td>CE1096A0</td><td>4 POLES MICROFIT 3 M BUS CABLE</td><td>1.000</td><td>PC</td></tr><tr><td>CE1285A0</td><td>EMI ROUND FERRITE MOD.26438015 02</td><td>2.000</td><td>PC</td></tr><tr><td>CE1851A0</td><td>MICROFIT CABLE 2P M-F-F AWG22</td><td>1.000</td><td>PC</td></tr><tr><td>CE2001A0</td><td>MICROFIT CABLE 2PM-100-2PM 2AWG22</td><td>1.000</td><td>PC</td></tr><tr><td>CE2002A0</td><td>MICROFIT CABLE 2PM-100-AMP MODU2 2AWG22</td><td>1.000</td><td>PC</td></tr></table>	Code	Description	Qty	UOM	0B1106A0	XEVC-0511-E DOOR EXTERNAL LEFT COLUMN	1.000	PC	0B1107A1	XEVC-0511-E LEFT INT DOOR COLUM	1.000	PC	0B1108B1	XEVC-0511 DOOR EXTERNAL RIGHT COLUM	1.000	PC	0B1109A1	XEVC-0511-E RIGHT INT DOOR COLUM	1.000	PC	0B1122B0	MM CT DOOR LOWER CROSS BAR	1.000	PC	0B1166A1	XEVC-0511-E EXT GLASS SUPPORT PROFILE	2.000	PC	0B1216B0	MM CT DOUBLE GLASS DOOR UPPER CROSS BAR	1.000	PC	0B1217A1	MM DOUBLE GLASS DOOR INT UPPER BEAM 750	1.000	PC	0H2892A0	LED BAR UPPER CAP PLATE	1.000	PC	0H2893A0	LED BAR LOWER CAP PLATE	1.000	PC	CE1096A0	4 POLES MICROFIT 3 M BUS CABLE	1.000	PC	CE1285A0	EMI ROUND FERRITE MOD.26438015 02	2.000	PC	CE1851A0	MICROFIT CABLE 2P M-F-F AWG22	1.000	PC	CE2001A0	MICROFIT CABLE 2PM-100-2PM 2AWG22	1.000	PC	CE2002A0	MICROFIT CABLE 2PM-100-AMP MODU2 2AWG22	1.000	PC
Code	Description	Qty	UOM																																																																		
0B1106A0	XEVC-0511-E DOOR EXTERNAL LEFT COLUMN	1.000	PC																																																																		
0B1107A1	XEVC-0511-E LEFT INT DOOR COLUM	1.000	PC																																																																		
0B1108B1	XEVC-0511 DOOR EXTERNAL RIGHT COLUM	1.000	PC																																																																		
0B1109A1	XEVC-0511-E RIGHT INT DOOR COLUM	1.000	PC																																																																		
0B1122B0	MM CT DOOR LOWER CROSS BAR	1.000	PC																																																																		
0B1166A1	XEVC-0511-E EXT GLASS SUPPORT PROFILE	2.000	PC																																																																		
0B1216B0	MM CT DOUBLE GLASS DOOR UPPER CROSS BAR	1.000	PC																																																																		
0B1217A1	MM DOUBLE GLASS DOOR INT UPPER BEAM 750	1.000	PC																																																																		
0H2892A0	LED BAR UPPER CAP PLATE	1.000	PC																																																																		
0H2893A0	LED BAR LOWER CAP PLATE	1.000	PC																																																																		
CE1096A0	4 POLES MICROFIT 3 M BUS CABLE	1.000	PC																																																																		
CE1285A0	EMI ROUND FERRITE MOD.26438015 02	2.000	PC																																																																		
CE1851A0	MICROFIT CABLE 2P M-F-F AWG22	1.000	PC																																																																		
CE2001A0	MICROFIT CABLE 2PM-100-2PM 2AWG22	1.000	PC																																																																		
CE2002A0	MICROFIT CABLE 2PM-100-AMP MODU2 2AWG22	1.000	PC																																																																		


COMPONENT			SPARE PART																																																																						
Code	Description	Image	Code	Description	Kit components																																																																				
0B1108B	XEVC-0511 DOOR EXTERNAL RIGHT COLUMN		KDR1325A	0511 ZERO RIGHT -M EXTERNAL DOOR	<table><thead><tr><th>Code</th><th>Description</th><th>Qty</th><th>UOM</th></tr></thead><tbody><tr><td>GN1525A0</td><td>O-RING INT DIAM 9,5 THK 1 NBR 70</td><td>1.000</td><td>PC</td></tr><tr><td>LP1019A0</td><td>6 SERIES L200 LED LIGHT BAR - E415</td><td>1.000</td><td>PC</td></tr><tr><td>MG1099A1</td><td>MM COMPLETE HANDLE</td><td>1.000</td><td>PC</td></tr><tr><td>RC1200A0</td><td>ED=4 WIRE D.=0.5 COMPRESSIO N SPRING</td><td>4.000</td><td>PC</td></tr><tr><td>SL1170A1</td><td>S57 BLACK SILICON - 310ml CARTRIDGE</td><td>30.000</td><td>ML</td></tr><tr><td>SL1221A0</td><td>GN1/1 EXTERNAL GLASS UPPER SILICONE</td><td>1.000</td><td>PC</td></tr><tr><td>SL1222A0</td><td>0511 EXTERNAL GLASS LATERAL SILICONE</td><td>4.000</td><td>PC</td></tr><tr><td>VE1030A1</td><td>MAGNET FOR DOOR MICROSWITC H D=22,9mm</td><td>2.000</td><td>PC</td></tr><tr><td>VI0239A1</td><td>SELF-TAPPIN G SCREW 4.2X25 TCB+ INOX</td><td>4.000</td><td>PC</td></tr><tr><td>VI1034A0</td><td>STAINLESS STEEL WASHER 8.4x16x1</td><td>1.000</td><td>PC</td></tr><tr><td>VI1074A0</td><td>4X16 SCREW FOR PLASTIC</td><td>2.000</td><td>PC</td></tr><tr><td>VI1103A0</td><td>40X12 TBSP SCREW FOR PLASTIC</td><td>2.000</td><td>PC</td></tr><tr><td>VI1220A1</td><td>4,2x12 TCB SELF-TAPPIN G SCREW</td><td>26.000</td><td>PC</td></tr><tr><td>VI1930A1</td><td>ST. STEEL 5X20 CHIP SCREW</td><td>16.000</td><td>PC</td></tr><tr><td>VI1996A0</td><td>M5x35 SCREW</td><td>13.000</td><td>PC</td></tr><tr><td>VI2037A1</td><td>40X8 TORX SHEETTRACS SELF-THREAD SCREW</td><td>6.000</td><td>PC</td></tr></tbody></table>	Code	Description	Qty	UOM	GN1525A0	O-RING INT DIAM 9,5 THK 1 NBR 70	1.000	PC	LP1019A0	6 SERIES L200 LED LIGHT BAR - E415	1.000	PC	MG1099A1	MM COMPLETE HANDLE	1.000	PC	RC1200A0	ED=4 WIRE D.=0.5 COMPRESSIO N SPRING	4.000	PC	SL1170A1	S57 BLACK SILICON - 310ml CARTRIDGE	30.000	ML	SL1221A0	GN1/1 EXTERNAL GLASS UPPER SILICONE	1.000	PC	SL1222A0	0511 EXTERNAL GLASS LATERAL SILICONE	4.000	PC	VE1030A1	MAGNET FOR DOOR MICROSWITC H D=22,9mm	2.000	PC	VI0239A1	SELF-TAPPIN G SCREW 4.2X25 TCB+ INOX	4.000	PC	VI1034A0	STAINLESS STEEL WASHER 8.4x16x1	1.000	PC	VI1074A0	4X16 SCREW FOR PLASTIC	2.000	PC	VI1103A0	40X12 TBSP SCREW FOR PLASTIC	2.000	PC	VI1220A1	4,2x12 TCB SELF-TAPPIN G SCREW	26.000	PC	VI1930A1	ST. STEEL 5X20 CHIP SCREW	16.000	PC	VI1996A0	M5x35 SCREW	13.000	PC	VI2037A1	40X8 TORX SHEETTRACS SELF-THREAD SCREW	6.000	PC
Code	Description	Qty	UOM																																																																						
GN1525A0	O-RING INT DIAM 9,5 THK 1 NBR 70	1.000	PC																																																																						
LP1019A0	6 SERIES L200 LED LIGHT BAR - E415	1.000	PC																																																																						
MG1099A1	MM COMPLETE HANDLE	1.000	PC																																																																						
RC1200A0	ED=4 WIRE D.=0.5 COMPRESSIO N SPRING	4.000	PC																																																																						
SL1170A1	S57 BLACK SILICON - 310ml CARTRIDGE	30.000	ML																																																																						
SL1221A0	GN1/1 EXTERNAL GLASS UPPER SILICONE	1.000	PC																																																																						
SL1222A0	0511 EXTERNAL GLASS LATERAL SILICONE	4.000	PC																																																																						
VE1030A1	MAGNET FOR DOOR MICROSWITC H D=22,9mm	2.000	PC																																																																						
VI0239A1	SELF-TAPPIN G SCREW 4.2X25 TCB+ INOX	4.000	PC																																																																						
VI1034A0	STAINLESS STEEL WASHER 8.4x16x1	1.000	PC																																																																						
VI1074A0	4X16 SCREW FOR PLASTIC	2.000	PC																																																																						
VI1103A0	40X12 TBSP SCREW FOR PLASTIC	2.000	PC																																																																						
VI1220A1	4,2x12 TCB SELF-TAPPIN G SCREW	26.000	PC																																																																						
VI1930A1	ST. STEEL 5X20 CHIP SCREW	16.000	PC																																																																						
VI1996A0	M5x35 SCREW	13.000	PC																																																																						
VI2037A1	40X8 TORX SHEETTRACS SELF-THREAD SCREW	6.000	PC																																																																						




COMPONENT			SPARE PART																																																																														
Code	Description	Image	Code	Description	Kit components																																																																												
0B1108B	XEVC-0511 DOOR EXTERNAL RIGHT COLUMN		KDR1325A	0511 ZERO RIGHT -M EXTERNAL DOOR	<table><tr><th>Code</th><th>Description</th><th>Qty</th><th>UOM</th></tr><tr><td>VM1490A0</td><td>CHEFTOP/BAK ERTOP HANDLE SCREWS COVER</td><td>2.000</td><td>PC</td></tr><tr><td>VM1630A1</td><td>INTERNAL GLASS PUSHING CAP</td><td>3.000</td><td>PC</td></tr><tr><td>VM1631A0</td><td>PLUS INNER GLASS PUSHING CAP</td><td>3.000</td><td>PC</td></tr><tr><td>VM2259B0</td><td>VM2259B0</td><td>1.000</td><td>PC</td></tr><tr><td>VM2260B0</td><td>S6 LEFT UPPER CAP</td><td>1.000</td><td>PC</td></tr><tr><td>VM2261B0</td><td>MM -M DOOR RIGHT LOWER CAP</td><td>1.000</td><td>PC</td></tr><tr><td>VM2262B0</td><td>MM -M DOOR RIGHT UPPER CAP</td><td>1.000</td><td>PC</td></tr><tr><td>VM2267A0</td><td>INTERNAL GLASS LOCKING SYSTEM SLIDER</td><td>2.000</td><td>PC</td></tr><tr><td>VM2268A0</td><td>DOOR MAGNET COVER</td><td>2.000</td><td>PC</td></tr><tr><td>VM2269B0</td><td>INNER GLASS FIXING CAP</td><td>2.000</td><td>PC</td></tr><tr><td>VM2274A0</td><td>GROOVED BUSHING</td><td>1.000</td><td>PC</td></tr><tr><td>VM2275A0</td><td>SMOOTH BUSHING</td><td>1.000</td><td>PC</td></tr><tr><td>VM2284B0</td><td>750 SERIES DRIP PROFILE KIT</td><td>1.000</td><td>PC</td></tr><tr><td>VM2305A0</td><td>6 SERIES DOOR CAP FIXING PAWL</td><td>14.000</td><td>PC</td></tr><tr><td>VM2312A0</td><td>6 S. DRIP PROFILE DRAIN LEFT PIPE</td><td>1.000</td><td>PC</td></tr><tr><td>VM2314A0</td><td>6 S. DRIP PROFILE CAP</td><td>1.000</td><td>PC</td></tr><tr><td>VM2315B0</td><td>S6 INTERNAL GLASS SUPPORT</td><td>3.000</td><td>PC</td></tr><tr><td>VM2505B1</td><td>MM PLUS INTERNAL GLASS SUPPORT</td><td>3.000</td><td>PC</td></tr></table>	Code	Description	Qty	UOM	VM1490A0	CHEFTOP/BAK ERTOP HANDLE SCREWS COVER	2.000	PC	VM1630A1	INTERNAL GLASS PUSHING CAP	3.000	PC	VM1631A0	PLUS INNER GLASS PUSHING CAP	3.000	PC	VM2259B0	VM2259B0	1.000	PC	VM2260B0	S6 LEFT UPPER CAP	1.000	PC	VM2261B0	MM -M DOOR RIGHT LOWER CAP	1.000	PC	VM2262B0	MM -M DOOR RIGHT UPPER CAP	1.000	PC	VM2267A0	INTERNAL GLASS LOCKING SYSTEM SLIDER	2.000	PC	VM2268A0	DOOR MAGNET COVER	2.000	PC	VM2269B0	INNER GLASS FIXING CAP	2.000	PC	VM2274A0	GROOVED BUSHING	1.000	PC	VM2275A0	SMOOTH BUSHING	1.000	PC	VM2284B0	750 SERIES DRIP PROFILE KIT	1.000	PC	VM2305A0	6 SERIES DOOR CAP FIXING PAWL	14.000	PC	VM2312A0	6 S. DRIP PROFILE DRAIN LEFT PIPE	1.000	PC	VM2314A0	6 S. DRIP PROFILE CAP	1.000	PC	VM2315B0	S6 INTERNAL GLASS SUPPORT	3.000	PC	VM2505B1	MM PLUS INTERNAL GLASS SUPPORT	3.000	PC
					Code	Description	Qty	UOM																																																																									
VM1490A0	CHEFTOP/BAK ERTOP HANDLE SCREWS COVER	2.000	PC																																																																														
VM1630A1	INTERNAL GLASS PUSHING CAP	3.000	PC																																																																														
VM1631A0	PLUS INNER GLASS PUSHING CAP	3.000	PC																																																																														
VM2259B0	VM2259B0	1.000	PC																																																																														
VM2260B0	S6 LEFT UPPER CAP	1.000	PC																																																																														
VM2261B0	MM -M DOOR RIGHT LOWER CAP	1.000	PC																																																																														
VM2262B0	MM -M DOOR RIGHT UPPER CAP	1.000	PC																																																																														
VM2267A0	INTERNAL GLASS LOCKING SYSTEM SLIDER	2.000	PC																																																																														
VM2268A0	DOOR MAGNET COVER	2.000	PC																																																																														
VM2269B0	INNER GLASS FIXING CAP	2.000	PC																																																																														
VM2274A0	GROOVED BUSHING	1.000	PC																																																																														
VM2275A0	SMOOTH BUSHING	1.000	PC																																																																														
VM2284B0	750 SERIES DRIP PROFILE KIT	1.000	PC																																																																														
VM2305A0	6 SERIES DOOR CAP FIXING PAWL	14.000	PC																																																																														
VM2312A0	6 S. DRIP PROFILE DRAIN LEFT PIPE	1.000	PC																																																																														
VM2314A0	6 S. DRIP PROFILE CAP	1.000	PC																																																																														
VM2315B0	S6 INTERNAL GLASS SUPPORT	3.000	PC																																																																														
VM2505B1	MM PLUS INTERNAL GLASS SUPPORT	3.000	PC																																																																														

COMPONENT			SPARE PART																																															
Code	Description	Image	Code	Description	Kit components																																													
0B1108B	XEVC-0511 DOOR EXTERNAL RIGHT COLUMN		KDR1325A	0511 ZERO RIGHT -M EXTERNAL DOOR	<table><thead><tr><th>Code</th><th>Description</th><th>Qty</th><th>UOM</th></tr></thead><tbody><tr><td>VP1080A0</td><td>UPPER HINGE CAP FOR LOWER INNER GLASS</td><td>1.000</td><td>PC</td></tr><tr><td>VP1081A0</td><td>UPPER HINGE CAP FOR UPPER INNER GLASS</td><td>1.000</td><td>PC</td></tr><tr><td>VT1276A0</td><td>XEVC-0511-E DOOR EXTERNAL GLASS</td><td>1.000</td><td>PC</td></tr></tbody></table>	Code	Description	Qty	UOM	VP1080A0	UPPER HINGE CAP FOR LOWER INNER GLASS	1.000	PC	VP1081A0	UPPER HINGE CAP FOR UPPER INNER GLASS	1.000	PC	VT1276A0	XEVC-0511-E DOOR EXTERNAL GLASS	1.000	PC																													
			Code	Description	Qty	UOM																																												
VP1080A0	UPPER HINGE CAP FOR LOWER INNER GLASS	1.000	PC																																															
VP1081A0	UPPER HINGE CAP FOR UPPER INNER GLASS	1.000	PC																																															
VT1276A0	XEVC-0511-E DOOR EXTERNAL GLASS	1.000	PC																																															
KDR1269B	BT-04 -M EXTERNAL RIGHT DOOR	<table><thead><tr><th>Code</th><th>Description</th><th>Qty</th><th>UOM</th></tr></thead><tbody><tr><td>0B1107A1</td><td>XEVC-0511-E LEFT INT DOOR COLUMN</td><td>1.000</td><td>PC</td></tr><tr><td>0B1108B1</td><td>XEVC-0511 DOOR EXTERNAL RIGHT COLUMN</td><td>1.000</td><td>PC</td></tr><tr><td>0B1109A1</td><td>XEVC-0511-E RIGHT INT DOOR COLUMN</td><td>1.000</td><td>PC</td></tr><tr><td>0B1126B0</td><td>MM BT DOOR LOWER CROSS BAR</td><td>1.000</td><td>PC</td></tr><tr><td>0B1166A1</td><td>XEVC-0511-E EXT GLASS SUPPORT PROFILE</td><td>2.000</td><td>PC</td></tr><tr><td>0B1174A0</td><td>XEBC-04EU-E LEFT EXT DOOR COLUMN</td><td>1.000</td><td>PC</td></tr><tr><td>0B1218B0</td><td>MM BT DOUBLE GLASS DOOR UPPER CROSS BAR</td><td>1.000</td><td>PC</td></tr><tr><td>0B1219A1</td><td>MM DOUBLE GLASS DOOR INT UPPER BEAM 860</td><td>1.000</td><td>PC</td></tr><tr><td>CE1052A1</td><td>CABLE CONNECTION CONTROL - USB MM 750m</td><td>1.000</td><td>PC</td></tr><tr><td>CE1053B0</td><td>MM MICROFIT LED BAR POWER SUPPLY CABL</td><td>1.000</td><td>PC</td></tr><tr><td>CE1097A0</td><td>4M SIHF 4 POLES MICROFIT CANBUS</td><td>1.000</td><td>PC</td></tr></tbody></table>	Code	Description	Qty	UOM	0B1107A1	XEVC-0511-E LEFT INT DOOR COLUMN	1.000	PC	0B1108B1	XEVC-0511 DOOR EXTERNAL RIGHT COLUMN	1.000	PC	0B1109A1	XEVC-0511-E RIGHT INT DOOR COLUMN	1.000	PC	0B1126B0	MM BT DOOR LOWER CROSS BAR	1.000	PC	0B1166A1	XEVC-0511-E EXT GLASS SUPPORT PROFILE	2.000	PC	0B1174A0	XEBC-04EU-E LEFT EXT DOOR COLUMN	1.000	PC	0B1218B0	MM BT DOUBLE GLASS DOOR UPPER CROSS BAR	1.000	PC	0B1219A1	MM DOUBLE GLASS DOOR INT UPPER BEAM 860	1.000	PC	CE1052A1	CABLE CONNECTION CONTROL - USB MM 750m	1.000	PC	CE1053B0	MM MICROFIT LED BAR POWER SUPPLY CABL	1.000	PC	CE1097A0	4M SIHF 4 POLES MICROFIT CANBUS	1.000	PC
Code	Description	Qty	UOM																																															
0B1107A1	XEVC-0511-E LEFT INT DOOR COLUMN	1.000	PC																																															
0B1108B1	XEVC-0511 DOOR EXTERNAL RIGHT COLUMN	1.000	PC																																															
0B1109A1	XEVC-0511-E RIGHT INT DOOR COLUMN	1.000	PC																																															
0B1126B0	MM BT DOOR LOWER CROSS BAR	1.000	PC																																															
0B1166A1	XEVC-0511-E EXT GLASS SUPPORT PROFILE	2.000	PC																																															
0B1174A0	XEBC-04EU-E LEFT EXT DOOR COLUMN	1.000	PC																																															
0B1218B0	MM BT DOUBLE GLASS DOOR UPPER CROSS BAR	1.000	PC																																															
0B1219A1	MM DOUBLE GLASS DOOR INT UPPER BEAM 860	1.000	PC																																															
CE1052A1	CABLE CONNECTION CONTROL - USB MM 750m	1.000	PC																																															
CE1053B0	MM MICROFIT LED BAR POWER SUPPLY CABL	1.000	PC																																															
CE1097A0	4M SIHF 4 POLES MICROFIT CANBUS	1.000	PC																																															




COMPONENT			SPARE PART																																																										
Code	Description	Image	Code	Description	Kit components																																																								
0B1108B	XEVC-0511 DOOR EXTERNAL RIGHT COLUMN		KDR1269B	BT-04 -M EXTERNAL RIGHT DOOR	<table><tr><th>Code</th><th>Description</th><th>Qty</th><th>UOM</th></tr><tr><td>CE1285A0</td><td>EMI ROUND FERRITE MOD.26438015 02</td><td>2.000</td><td>PC</td></tr><tr><td>LP1019A0</td><td>6 SERIES L200 LED LIGHT BAR - E415</td><td>1.000</td><td>PC</td></tr><tr><td>LP1025A0</td><td>L=415 LED LIGHT BAR COVER</td><td>1.000</td><td>PC</td></tr><tr><td>MG1099A1</td><td>MM COMPLETE HANDLE</td><td>1.000</td><td>PC</td></tr><tr><td>RC1200A0</td><td>ED=4 WIRE D.=0.5 COMPRESSIO N SPRING</td><td>4.000</td><td>PC</td></tr><tr><td>SL1170A1</td><td>S57 BLACK SILICON - 310ml CARTRIDGE</td><td>35.000</td><td>ML</td></tr><tr><td>SL1222A0</td><td>0511 EXTERNAL GLASS LATERAL SILICONE</td><td>4.000</td><td>PC</td></tr><tr><td>SL1229A0</td><td>BAKER EXTERNAL GLASS UPPER SILICONE</td><td>1.000</td><td>PC</td></tr><tr><td>VE1030A1</td><td>MAGNET FOR DOOR MICROSWITC H D=22,9mm</td><td>2.000</td><td>PC</td></tr><tr><td>VI0239A1</td><td>SELF-TAPPIN G SCREW 4.2X25 TCB+ INOX</td><td>4.000</td><td>PC</td></tr><tr><td>VI1074A0</td><td>4X16 SCREW FOR PLASTIC</td><td>2.000</td><td>PC</td></tr><tr><td>VI1103A0</td><td>40X12 TBSP SCREW FOR PLASTIC</td><td>4.000</td><td>PC</td></tr><tr><td>VI1220A1</td><td>4,2x12 TCB SELF-TAPPIN G SCREW</td><td>28.000</td><td>PC</td></tr></table>	Code	Description	Qty	UOM	CE1285A0	EMI ROUND FERRITE MOD.26438015 02	2.000	PC	LP1019A0	6 SERIES L200 LED LIGHT BAR - E415	1.000	PC	LP1025A0	L=415 LED LIGHT BAR COVER	1.000	PC	MG1099A1	MM COMPLETE HANDLE	1.000	PC	RC1200A0	ED=4 WIRE D.=0.5 COMPRESSIO N SPRING	4.000	PC	SL1170A1	S57 BLACK SILICON - 310ml CARTRIDGE	35.000	ML	SL1222A0	0511 EXTERNAL GLASS LATERAL SILICONE	4.000	PC	SL1229A0	BAKER EXTERNAL GLASS UPPER SILICONE	1.000	PC	VE1030A1	MAGNET FOR DOOR MICROSWITC H D=22,9mm	2.000	PC	VI0239A1	SELF-TAPPIN G SCREW 4.2X25 TCB+ INOX	4.000	PC	VI1074A0	4X16 SCREW FOR PLASTIC	2.000	PC	VI1103A0	40X12 TBSP SCREW FOR PLASTIC	4.000	PC	VI1220A1	4,2x12 TCB SELF-TAPPIN G SCREW	28.000	PC
					Code	Description	Qty	UOM																																																					
					CE1285A0	EMI ROUND FERRITE MOD.26438015 02	2.000	PC																																																					
					LP1019A0	6 SERIES L200 LED LIGHT BAR - E415	1.000	PC																																																					
					LP1025A0	L=415 LED LIGHT BAR COVER	1.000	PC																																																					
					MG1099A1	MM COMPLETE HANDLE	1.000	PC																																																					
					RC1200A0	ED=4 WIRE D.=0.5 COMPRESSIO N SPRING	4.000	PC																																																					
					SL1170A1	S57 BLACK SILICON - 310ml CARTRIDGE	35.000	ML																																																					
					SL1222A0	0511 EXTERNAL GLASS LATERAL SILICONE	4.000	PC																																																					
					SL1229A0	BAKER EXTERNAL GLASS UPPER SILICONE	1.000	PC																																																					
					VE1030A1	MAGNET FOR DOOR MICROSWITC H D=22,9mm	2.000	PC																																																					
					VI0239A1	SELF-TAPPIN G SCREW 4.2X25 TCB+ INOX	4.000	PC																																																					
					VI1074A0	4X16 SCREW FOR PLASTIC	2.000	PC																																																					
					VI1103A0	40X12 TBSP SCREW FOR PLASTIC	4.000	PC																																																					
					VI1220A1	4,2x12 TCB SELF-TAPPIN G SCREW	28.000	PC																																																					
VI1930A1	ST. STEEL 5X20 CHIP SCREW	16.000	PC																																																										
VI1996A0	M5x35 SCREW	13.000	PC																																																										
VI2037A1	40X8 TORX SHEETTRACS SELF-THREAD SCREW	6.000	PC																																																										




COMPONENT			SPARE PART																																																																														
Code	Description	Image	Code	Description	Kit components																																																																												
0B1108B	XEVC-0511 DOOR EXTERNAL RIGHT COLUMN		KDR1269B	BT-04 -M EXTERNAL RIGHT DOOR	<table><tr><th>Code</th><th>Description</th><th>Qty</th><th>UOM</th></tr><tr><td>VM1490A0</td><td>CHEFTOP/BAK ERTOP HANDLE SCREWS COVER</td><td>2.000</td><td>PC</td></tr><tr><td>VM1630A1</td><td>INTERNAL GLASS PUSHING CAP</td><td>3.000</td><td>PC</td></tr><tr><td>VM1631A0</td><td>PLUS INNER GLASS PUSHING CAP</td><td>3.000</td><td>PC</td></tr><tr><td>VM2259B0</td><td>VM2259B0</td><td>1.000</td><td>PC</td></tr><tr><td>VM2260B0</td><td>S6 LEFT UPPER CAP</td><td>1.000</td><td>PC</td></tr><tr><td>VM2261B0</td><td>MM -M DOOR RIGHT LOWER CAP</td><td>1.000</td><td>PC</td></tr><tr><td>VM2262B0</td><td>MM -M DOOR RIGHT UPPER CAP</td><td>1.000</td><td>PC</td></tr><tr><td>VM2267A0</td><td>INTERNAL GLASS LOCKING SYSTEM SLIDER</td><td>2.000</td><td>PC</td></tr><tr><td>VM2268A0</td><td>DOOR MAGNET COVER</td><td>2.000</td><td>PC</td></tr><tr><td>VM2269B0</td><td>INNER GLASS FIXING CAP</td><td>2.000</td><td>PC</td></tr><tr><td>VM2274A0</td><td>GROOVED BUSHING</td><td>1.000</td><td>PC</td></tr><tr><td>VM2275A0</td><td>SMOOTH BUSHING</td><td>1.000</td><td>PC</td></tr><tr><td>VM2285B0</td><td>860 SERIES DRIP PROFILE KIT</td><td>1.000</td><td>PC</td></tr><tr><td>VM2305A0</td><td>6 SERIES DOOR CAP FIXING PAWL</td><td>14.000</td><td>PC</td></tr><tr><td>VM2312A0</td><td>6 S. DRIP PROFILE DRAIN LEFT PIPE</td><td>1.000</td><td>PC</td></tr><tr><td>VM2314A0</td><td>6 S. DRIP PROFILE CAP</td><td>1.000</td><td>PC</td></tr><tr><td>VM2315B0</td><td>S6 INTERNAL GLASS SUPPORT</td><td>3.000</td><td>PC</td></tr><tr><td>VM2505B1</td><td>MM PLUS INTERNAL GLASS SUPPORT</td><td>3.000</td><td>PC</td></tr></table>	Code	Description	Qty	UOM	VM1490A0	CHEFTOP/BAK ERTOP HANDLE SCREWS COVER	2.000	PC	VM1630A1	INTERNAL GLASS PUSHING CAP	3.000	PC	VM1631A0	PLUS INNER GLASS PUSHING CAP	3.000	PC	VM2259B0	VM2259B0	1.000	PC	VM2260B0	S6 LEFT UPPER CAP	1.000	PC	VM2261B0	MM -M DOOR RIGHT LOWER CAP	1.000	PC	VM2262B0	MM -M DOOR RIGHT UPPER CAP	1.000	PC	VM2267A0	INTERNAL GLASS LOCKING SYSTEM SLIDER	2.000	PC	VM2268A0	DOOR MAGNET COVER	2.000	PC	VM2269B0	INNER GLASS FIXING CAP	2.000	PC	VM2274A0	GROOVED BUSHING	1.000	PC	VM2275A0	SMOOTH BUSHING	1.000	PC	VM2285B0	860 SERIES DRIP PROFILE KIT	1.000	PC	VM2305A0	6 SERIES DOOR CAP FIXING PAWL	14.000	PC	VM2312A0	6 S. DRIP PROFILE DRAIN LEFT PIPE	1.000	PC	VM2314A0	6 S. DRIP PROFILE CAP	1.000	PC	VM2315B0	S6 INTERNAL GLASS SUPPORT	3.000	PC	VM2505B1	MM PLUS INTERNAL GLASS SUPPORT	3.000	PC
					Code	Description	Qty	UOM																																																																									
					VM1490A0	CHEFTOP/BAK ERTOP HANDLE SCREWS COVER	2.000	PC																																																																									
					VM1630A1	INTERNAL GLASS PUSHING CAP	3.000	PC																																																																									
					VM1631A0	PLUS INNER GLASS PUSHING CAP	3.000	PC																																																																									
					VM2259B0	VM2259B0	1.000	PC																																																																									
					VM2260B0	S6 LEFT UPPER CAP	1.000	PC																																																																									
					VM2261B0	MM -M DOOR RIGHT LOWER CAP	1.000	PC																																																																									
					VM2262B0	MM -M DOOR RIGHT UPPER CAP	1.000	PC																																																																									
					VM2267A0	INTERNAL GLASS LOCKING SYSTEM SLIDER	2.000	PC																																																																									
					VM2268A0	DOOR MAGNET COVER	2.000	PC																																																																									
					VM2269B0	INNER GLASS FIXING CAP	2.000	PC																																																																									
					VM2274A0	GROOVED BUSHING	1.000	PC																																																																									
					VM2275A0	SMOOTH BUSHING	1.000	PC																																																																									
					VM2285B0	860 SERIES DRIP PROFILE KIT	1.000	PC																																																																									
					VM2305A0	6 SERIES DOOR CAP FIXING PAWL	14.000	PC																																																																									
					VM2312A0	6 S. DRIP PROFILE DRAIN LEFT PIPE	1.000	PC																																																																									
					VM2314A0	6 S. DRIP PROFILE CAP	1.000	PC																																																																									
					VM2315B0	S6 INTERNAL GLASS SUPPORT	3.000	PC																																																																									
					VM2505B1	MM PLUS INTERNAL GLASS SUPPORT	3.000	PC																																																																									




COMPONENT			SPARE PART																																							
Code	Description	Image	Code	Description	Kit components																																					
0B1108B	XEVC-0511 DOOR EXTERNAL RIGHT COLUMN		KDR1269B	BT-04 -M EXTERNAL RIGHT DOOR	<table><tr><th>Code</th><th>Description</th><th>Qty</th><th>UOM</th></tr><tr><td>VM2518A0</td><td>BOARD COOLING FAN SUPPORT</td><td>1.000</td><td>PC</td></tr><tr><td>VN1179A1</td><td>CONTROL BOARD 40x40x20mm 12V COOLING FAN</td><td>1.000</td><td>PC</td></tr><tr><td>VP1080A0</td><td>UPPER HINGE CAP FOR LOWER INNER GLASS</td><td>1.000</td><td>PC</td></tr><tr><td>VP1081A0</td><td>UPPER HINGE CAP FOR UPPER INNER GLASS</td><td>1.000</td><td>PC</td></tr><tr><td>VT1290A0</td><td>EXTERNAL GLASS XEBC-04EU-E</td><td>1.000</td><td>PC</td></tr></table>	Code	Description	Qty	UOM	VM2518A0	BOARD COOLING FAN SUPPORT	1.000	PC	VN1179A1	CONTROL BOARD 40x40x20mm 12V COOLING FAN	1.000	PC	VP1080A0	UPPER HINGE CAP FOR LOWER INNER GLASS	1.000	PC	VP1081A0	UPPER HINGE CAP FOR UPPER INNER GLASS	1.000	PC	VT1290A0	EXTERNAL GLASS XEBC-04EU-E	1.000	PC													
			Code	Description	Qty	UOM																																				
VM2518A0	BOARD COOLING FAN SUPPORT	1.000	PC																																							
VN1179A1	CONTROL BOARD 40x40x20mm 12V COOLING FAN	1.000	PC																																							
VP1080A0	UPPER HINGE CAP FOR LOWER INNER GLASS	1.000	PC																																							
VP1081A0	UPPER HINGE CAP FOR UPPER INNER GLASS	1.000	PC																																							
VT1290A0	EXTERNAL GLASS XEBC-04EU-E	1.000	PC																																							
KDR1269A	BT-04 EXTERNAL RIGHT DOOR	<table><tr><th>Code</th><th>Description</th><th>Qty</th><th>UOM</th></tr><tr><td>0B1107A1</td><td>XEVC-0511-E LEFT INT DOOR COLUM</td><td>1.000</td><td>PC</td></tr><tr><td>0B1108B1</td><td>XEVC-0511 DOOR EXTERNAL RIGHT COLUM</td><td>1.000</td><td>PC</td></tr><tr><td>0B1109A1</td><td>XEVC-0511-E RIGHT INT DOOR COLUM</td><td>1.000</td><td>PC</td></tr><tr><td>0B1126A1</td><td>MM BT DOOR LOWER CROSS BAR</td><td>1.000</td><td>PC</td></tr><tr><td>0B1166A1</td><td>XEVC-0511-E EXT GLASS SUPPORT PROFILE</td><td>2.000</td><td>PC</td></tr><tr><td>0B1174A0</td><td>XEBC-04EU-E LEFT EXT DOOR COLUM</td><td>1.000</td><td>PC</td></tr><tr><td>0B1218A1</td><td>MM BT DOUBLE GLASS DOOR UPPER CROSS BAR</td><td>1.000</td><td>PC</td></tr><tr><td>0B1219A1</td><td>MM DOUBLE GLASS DOOR INT UPPER BEAM 860</td><td>1.000</td><td>PC</td></tr><tr><td>CE1052A1</td><td>CABLE CONNECTION CONTROL - USB MM 750m</td><td>1.000</td><td>PC</td></tr></table>	Code	Description	Qty	UOM	0B1107A1	XEVC-0511-E LEFT INT DOOR COLUM	1.000	PC	0B1108B1	XEVC-0511 DOOR EXTERNAL RIGHT COLUM	1.000	PC	0B1109A1	XEVC-0511-E RIGHT INT DOOR COLUM	1.000	PC	0B1126A1	MM BT DOOR LOWER CROSS BAR	1.000	PC	0B1166A1	XEVC-0511-E EXT GLASS SUPPORT PROFILE	2.000	PC	0B1174A0	XEBC-04EU-E LEFT EXT DOOR COLUM	1.000	PC	0B1218A1	MM BT DOUBLE GLASS DOOR UPPER CROSS BAR	1.000	PC	0B1219A1	MM DOUBLE GLASS DOOR INT UPPER BEAM 860	1.000	PC	CE1052A1	CABLE CONNECTION CONTROL - USB MM 750m	1.000	PC
Code	Description	Qty	UOM																																							
0B1107A1	XEVC-0511-E LEFT INT DOOR COLUM	1.000	PC																																							
0B1108B1	XEVC-0511 DOOR EXTERNAL RIGHT COLUM	1.000	PC																																							
0B1109A1	XEVC-0511-E RIGHT INT DOOR COLUM	1.000	PC																																							
0B1126A1	MM BT DOOR LOWER CROSS BAR	1.000	PC																																							
0B1166A1	XEVC-0511-E EXT GLASS SUPPORT PROFILE	2.000	PC																																							
0B1174A0	XEBC-04EU-E LEFT EXT DOOR COLUM	1.000	PC																																							
0B1218A1	MM BT DOUBLE GLASS DOOR UPPER CROSS BAR	1.000	PC																																							
0B1219A1	MM DOUBLE GLASS DOOR INT UPPER BEAM 860	1.000	PC																																							
CE1052A1	CABLE CONNECTION CONTROL - USB MM 750m	1.000	PC																																							




COMPONENT			SPARE PART																																																																						
Code	Description	Image	Code	Description	Kit components																																																																				
0B1108B	XEVC-0511 DOOR EXTERNAL RIGHT COLUMN		KDR1269A	BT-04 EXTERNAL RIGHT DOOR	<table><tr><th>Code</th><th>Description</th><th>Qty</th><th>UOM</th></tr><tr><td>CE1053B0</td><td>MM MICROFIT LED BAR POWER SUPPLY CABL</td><td>1.000</td><td>PC</td></tr><tr><td>CE1285A0</td><td>EMI ROUND FERRITE MOD.26438015 02</td><td>1.000</td><td>PC</td></tr><tr><td>CE1290A0</td><td>EXTRACTABL E FEMALE TERMINAL CPF 5/4</td><td>1.000</td><td>PC</td></tr><tr><td>CE1310A1</td><td>POWER - CONTROL BOARD CONNECTING CABLE</td><td>1.000</td><td>PC</td></tr><tr><td>LP1019A0</td><td>6 SERIES L200 LED LIGHT BAR - E415</td><td>1.000</td><td>PC</td></tr><tr><td>LP1025A0</td><td>L=415 LED LIGHT BAR COVER</td><td>1.000</td><td>PC</td></tr><tr><td>MG1083A2</td><td>MM COMPLETE HANDLE</td><td>1.000</td><td>PC</td></tr><tr><td>SL1170A1</td><td>S57 BLACK SILICON - 310ml CARTRIDGE</td><td>30.000</td><td>ML</td></tr><tr><td>VE1030A1</td><td>MAGNET FOR DOOR MICROSWITC H D=22.9mm</td><td>2.000</td><td>PC</td></tr><tr><td>VI1147A0</td><td>5X25 STAINLESS STEEL SCREW</td><td>16.000</td><td>PC</td></tr><tr><td>VI1220A1</td><td>4,2x12 TCB SELF-TAPPIN G SCREW</td><td>25.000</td><td>PC</td></tr><tr><td>VI1996A0</td><td>M5x35 SCREW</td><td>13.000</td><td>PC</td></tr><tr><td>VM1630A1</td><td>INTERNAL GLASS PUSHING CAP</td><td>3.000</td><td>PC</td></tr><tr><td>VM1631A0</td><td>PLUS INNER GLASS PUSHING CAP</td><td>2.000</td><td>PC</td></tr><tr><td>VM2259A1</td><td>6 SERIES DOOR LOWER LEFT CAP</td><td>1.000</td><td>PC</td></tr><tr><td>VM2260A1</td><td>6 SERIES DOOR UPPER LEFT CAP</td><td>1.000</td><td>PC</td></tr></table>	Code	Description	Qty	UOM	CE1053B0	MM MICROFIT LED BAR POWER SUPPLY CABL	1.000	PC	CE1285A0	EMI ROUND FERRITE MOD.26438015 02	1.000	PC	CE1290A0	EXTRACTABL E FEMALE TERMINAL CPF 5/4	1.000	PC	CE1310A1	POWER - CONTROL BOARD CONNECTING CABLE	1.000	PC	LP1019A0	6 SERIES L200 LED LIGHT BAR - E415	1.000	PC	LP1025A0	L=415 LED LIGHT BAR COVER	1.000	PC	MG1083A2	MM COMPLETE HANDLE	1.000	PC	SL1170A1	S57 BLACK SILICON - 310ml CARTRIDGE	30.000	ML	VE1030A1	MAGNET FOR DOOR MICROSWITC H D=22.9mm	2.000	PC	VI1147A0	5X25 STAINLESS STEEL SCREW	16.000	PC	VI1220A1	4,2x12 TCB SELF-TAPPIN G SCREW	25.000	PC	VI1996A0	M5x35 SCREW	13.000	PC	VM1630A1	INTERNAL GLASS PUSHING CAP	3.000	PC	VM1631A0	PLUS INNER GLASS PUSHING CAP	2.000	PC	VM2259A1	6 SERIES DOOR LOWER LEFT CAP	1.000	PC	VM2260A1	6 SERIES DOOR UPPER LEFT CAP	1.000	PC
					Code	Description	Qty	UOM																																																																	
					CE1053B0	MM MICROFIT LED BAR POWER SUPPLY CABL	1.000	PC																																																																	
					CE1285A0	EMI ROUND FERRITE MOD.26438015 02	1.000	PC																																																																	
					CE1290A0	EXTRACTABL E FEMALE TERMINAL CPF 5/4	1.000	PC																																																																	
					CE1310A1	POWER - CONTROL BOARD CONNECTING CABLE	1.000	PC																																																																	
					LP1019A0	6 SERIES L200 LED LIGHT BAR - E415	1.000	PC																																																																	
					LP1025A0	L=415 LED LIGHT BAR COVER	1.000	PC																																																																	
					MG1083A2	MM COMPLETE HANDLE	1.000	PC																																																																	
					SL1170A1	S57 BLACK SILICON - 310ml CARTRIDGE	30.000	ML																																																																	
					VE1030A1	MAGNET FOR DOOR MICROSWITC H D=22.9mm	2.000	PC																																																																	
					VI1147A0	5X25 STAINLESS STEEL SCREW	16.000	PC																																																																	
					VI1220A1	4,2x12 TCB SELF-TAPPIN G SCREW	25.000	PC																																																																	
					VI1996A0	M5x35 SCREW	13.000	PC																																																																	
					VM1630A1	INTERNAL GLASS PUSHING CAP	3.000	PC																																																																	
VM1631A0	PLUS INNER GLASS PUSHING CAP	2.000	PC																																																																						
VM2259A1	6 SERIES DOOR LOWER LEFT CAP	1.000	PC																																																																						
VM2260A1	6 SERIES DOOR UPPER LEFT CAP	1.000	PC																																																																						




COMPONENT			SPARE PART																																																														
Code	Description	Image	Code	Description	Kit components																																																												
0B1108B	XEVC-0511 DOOR EXTERNAL RIGHT COLUMN		KDR1269A	BT-04 EXTERNAL RIGHT DOOR	<table><tr><th>Code</th><th>Description</th><th>Qty</th><th>UOM</th></tr><tr><td>VM2261A1</td><td>MM DOOR LOWER RIGHT CAP</td><td>1.000</td><td>PC</td></tr><tr><td>VM2262A1</td><td>MM DOOR UPPER RIGHT CAP</td><td>1.000</td><td>PC</td></tr><tr><td>VM2267A0</td><td>INTERNAL GLASS LOCKING SYSTEM SLIDER</td><td>2.000</td><td>PC</td></tr><tr><td>VM2268A0</td><td>DOOR MAGNET COVER</td><td>2.000</td><td>PC</td></tr><tr><td>VM2269A0</td><td>INTERNAL GLASS LOCKING SYSTEM CAP</td><td>2.000</td><td>PC</td></tr><tr><td>VM2274A0</td><td>GROOVED BUSHING</td><td>1.000</td><td>PC</td></tr><tr><td>VM2275A0</td><td>SMOOTH BUSHING</td><td>1.000</td><td>PC</td></tr><tr><td>VM2285A0</td><td>860 SERIES DRIP PROFILE</td><td>1.000</td><td>PC</td></tr><tr><td>VM2305A0</td><td>6 SERIES DOOR CAP FIXING PAWL</td><td>14.000</td><td>PC</td></tr><tr><td>VM2312A0</td><td>6 S. DRIP PROFILE DRAIN LEFT PIPE</td><td>1.000</td><td>PC</td></tr><tr><td>VM2313A0</td><td>TUBE DX DISCHARGE DRIP MM</td><td>1.000</td><td>PC</td></tr><tr><td>VM2314A0</td><td>6 S. DRIP PROFILE CAP</td><td>1.000</td><td>PC</td></tr><tr><td>VM2315A0</td><td>MIND.Maps INTERNAL GLASS CAP SUPPORT</td><td>3.000</td><td>PC</td></tr><tr><td>VM2505A0</td><td>MM PLUS INTERNAL GLASS SUPPORT</td><td>2.000</td><td>PC</td></tr></table>	Code	Description	Qty	UOM	VM2261A1	MM DOOR LOWER RIGHT CAP	1.000	PC	VM2262A1	MM DOOR UPPER RIGHT CAP	1.000	PC	VM2267A0	INTERNAL GLASS LOCKING SYSTEM SLIDER	2.000	PC	VM2268A0	DOOR MAGNET COVER	2.000	PC	VM2269A0	INTERNAL GLASS LOCKING SYSTEM CAP	2.000	PC	VM2274A0	GROOVED BUSHING	1.000	PC	VM2275A0	SMOOTH BUSHING	1.000	PC	VM2285A0	860 SERIES DRIP PROFILE	1.000	PC	VM2305A0	6 SERIES DOOR CAP FIXING PAWL	14.000	PC	VM2312A0	6 S. DRIP PROFILE DRAIN LEFT PIPE	1.000	PC	VM2313A0	TUBE DX DISCHARGE DRIP MM	1.000	PC	VM2314A0	6 S. DRIP PROFILE CAP	1.000	PC	VM2315A0	MIND.Maps INTERNAL GLASS CAP SUPPORT	3.000	PC	VM2505A0	MM PLUS INTERNAL GLASS SUPPORT	2.000	PC
					Code	Description	Qty	UOM																																																									
					VM2261A1	MM DOOR LOWER RIGHT CAP	1.000	PC																																																									
					VM2262A1	MM DOOR UPPER RIGHT CAP	1.000	PC																																																									
					VM2267A0	INTERNAL GLASS LOCKING SYSTEM SLIDER	2.000	PC																																																									
					VM2268A0	DOOR MAGNET COVER	2.000	PC																																																									
					VM2269A0	INTERNAL GLASS LOCKING SYSTEM CAP	2.000	PC																																																									
					VM2274A0	GROOVED BUSHING	1.000	PC																																																									
					VM2275A0	SMOOTH BUSHING	1.000	PC																																																									
					VM2285A0	860 SERIES DRIP PROFILE	1.000	PC																																																									
					VM2305A0	6 SERIES DOOR CAP FIXING PAWL	14.000	PC																																																									
					VM2312A0	6 S. DRIP PROFILE DRAIN LEFT PIPE	1.000	PC																																																									
					VM2313A0	TUBE DX DISCHARGE DRIP MM	1.000	PC																																																									
					VM2314A0	6 S. DRIP PROFILE CAP	1.000	PC																																																									
					VM2315A0	MIND.Maps INTERNAL GLASS CAP SUPPORT	3.000	PC																																																									
					VM2505A0	MM PLUS INTERNAL GLASS SUPPORT	2.000	PC																																																									
VM2518A0	BOARD COOLING FAN SUPPORT	1.000	PC																																																														
VN1179A1	CONTROL BOARD 40x40x20mm 12V COOLING FAN	1.000	PC																																																														
VT1290A0	EXTERNAL GLASS XEBC-04EU-E	1.000	PC																																																														




COMPONENT			SPARE PART																																																																		
Code	Description	Image	Code	Description	Kit components																																																																
0B1108B	XEVC-0511 DOOR EXTERNAL RIGHT COLUMN		KDR1261B	0511 -M RIGHT EXTERNAL DOOR	<table><tr><th>Code</th><th>Description</th><th>Qty</th><th>UOM</th></tr><tr><td>0B1106A0</td><td>XEVC-0511-E DOOR EXTERNAL LEFT COLUMN</td><td>1.000</td><td>PC</td></tr><tr><td>0B1107A1</td><td>XEVC-0511-E LEFT INT DOOR COLUMN</td><td>1.000</td><td>PC</td></tr><tr><td>0B1108B1</td><td>XEVC-0511 DOOR EXTERNAL RIGHT COLUMN</td><td>1.000</td><td>PC</td></tr><tr><td>0B1109A1</td><td>XEVC-0511-E RIGHT INT DOOR COLUMN</td><td>1.000</td><td>PC</td></tr><tr><td>0B1122B0</td><td>MM CT DOOR LOWER CROSS BAR</td><td>1.000</td><td>PC</td></tr><tr><td>0B1166A1</td><td>XEVC-0511-E EXT GLASS SUPPORT PROFILE</td><td>2.000</td><td>PC</td></tr><tr><td>0B1216B0</td><td>MM CT DOUBLE GLASS DOOR UPPER CROSS BAR</td><td>1.000</td><td>PC</td></tr><tr><td>0B1217A1</td><td>MM DOUBLE GLASS DOOR INT UPPER BEAM 750</td><td>1.000</td><td>PC</td></tr><tr><td>CE1052A1</td><td>CABLE CONNECTION CONTROL - USB MM 750m</td><td>1.000</td><td>PC</td></tr><tr><td>CE1053B0</td><td>MM MICROFIT LED BAR POWER SUPPLY CABL</td><td>1.000</td><td>PC</td></tr><tr><td>CE1096A0</td><td>4 POLES MICROFIT 3 M BUS CABLE</td><td>1.000</td><td>PC</td></tr><tr><td>CE1285A0</td><td>EMI ROUND FERRITE MOD.26438015 02</td><td>2.000</td><td>PC</td></tr><tr><td>GN1525A0</td><td>O-RING INT DIAM 9,5 THK 1 NBR 70</td><td>1.000</td><td>PC</td></tr><tr><td>LP1019A0</td><td>6 SERIES L200 LED LIGHT BAR - E415</td><td>1.000</td><td>PC</td></tr><tr><td>LP1025A0</td><td>L=415 LED LIGHT BAR COVER</td><td>1.000</td><td>PC</td></tr></table>	Code	Description	Qty	UOM	0B1106A0	XEVC-0511-E DOOR EXTERNAL LEFT COLUMN	1.000	PC	0B1107A1	XEVC-0511-E LEFT INT DOOR COLUMN	1.000	PC	0B1108B1	XEVC-0511 DOOR EXTERNAL RIGHT COLUMN	1.000	PC	0B1109A1	XEVC-0511-E RIGHT INT DOOR COLUMN	1.000	PC	0B1122B0	MM CT DOOR LOWER CROSS BAR	1.000	PC	0B1166A1	XEVC-0511-E EXT GLASS SUPPORT PROFILE	2.000	PC	0B1216B0	MM CT DOUBLE GLASS DOOR UPPER CROSS BAR	1.000	PC	0B1217A1	MM DOUBLE GLASS DOOR INT UPPER BEAM 750	1.000	PC	CE1052A1	CABLE CONNECTION CONTROL - USB MM 750m	1.000	PC	CE1053B0	MM MICROFIT LED BAR POWER SUPPLY CABL	1.000	PC	CE1096A0	4 POLES MICROFIT 3 M BUS CABLE	1.000	PC	CE1285A0	EMI ROUND FERRITE MOD.26438015 02	2.000	PC	GN1525A0	O-RING INT DIAM 9,5 THK 1 NBR 70	1.000	PC	LP1019A0	6 SERIES L200 LED LIGHT BAR - E415	1.000	PC	LP1025A0	L=415 LED LIGHT BAR COVER	1.000	PC
					Code	Description	Qty	UOM																																																													
					0B1106A0	XEVC-0511-E DOOR EXTERNAL LEFT COLUMN	1.000	PC																																																													
					0B1107A1	XEVC-0511-E LEFT INT DOOR COLUMN	1.000	PC																																																													
					0B1108B1	XEVC-0511 DOOR EXTERNAL RIGHT COLUMN	1.000	PC																																																													
					0B1109A1	XEVC-0511-E RIGHT INT DOOR COLUMN	1.000	PC																																																													
					0B1122B0	MM CT DOOR LOWER CROSS BAR	1.000	PC																																																													
					0B1166A1	XEVC-0511-E EXT GLASS SUPPORT PROFILE	2.000	PC																																																													
					0B1216B0	MM CT DOUBLE GLASS DOOR UPPER CROSS BAR	1.000	PC																																																													
					0B1217A1	MM DOUBLE GLASS DOOR INT UPPER BEAM 750	1.000	PC																																																													
					CE1052A1	CABLE CONNECTION CONTROL - USB MM 750m	1.000	PC																																																													
					CE1053B0	MM MICROFIT LED BAR POWER SUPPLY CABL	1.000	PC																																																													
					CE1096A0	4 POLES MICROFIT 3 M BUS CABLE	1.000	PC																																																													
					CE1285A0	EMI ROUND FERRITE MOD.26438015 02	2.000	PC																																																													
					GN1525A0	O-RING INT DIAM 9,5 THK 1 NBR 70	1.000	PC																																																													
LP1019A0	6 SERIES L200 LED LIGHT BAR - E415	1.000	PC																																																																		
LP1025A0	L=415 LED LIGHT BAR COVER	1.000	PC																																																																		




COMPONENT			SPARE PART																																																																		
Code	Description	Image	Code	Description	Kit components																																																																
0B1108B	XEVC-0511 DOOR EXTERNAL RIGHT COLUMN		KDR1261B	0511 -M RIGHT EXTERNAL DOOR	<table><tr><th>Code</th><th>Description</th><th>Qty</th><th>UOM</th></tr><tr><td>MG1099A1</td><td>MM COMPLETE HANDLE</td><td>1.000</td><td>PC</td></tr><tr><td>RC1200A0</td><td>ED=4 WIRE D.=0.5 COMPRESSIO N SPRING</td><td>4.000</td><td>PC</td></tr><tr><td>SL1170A1</td><td>S57 BLACK SILICON - 310ml CARTRIDGE</td><td>30.000</td><td>ML</td></tr><tr><td>SL1221A0</td><td>GN1/1 EXTERNAL GLASS UPPER SILICONE</td><td>1.000</td><td>PC</td></tr><tr><td>SL1222A0</td><td>0511 EXTERNAL GLASS LATERAL SILICONE</td><td>4.000</td><td>PC</td></tr><tr><td>VE1030A1</td><td>MAGNET FOR DOOR MICROSWITC H D=22,9mm</td><td>2.000</td><td>PC</td></tr><tr><td>VI0239A1</td><td>SELF-TAPPIN G SCREW 4.2X25 TCB+ INOX</td><td>4.000</td><td>PC</td></tr><tr><td>VI1034A0</td><td>STAINLESS STEEL WASHER 8.4x16x1</td><td>1.000</td><td>PC</td></tr><tr><td>VI1074A0</td><td>4X16 SCREW FOR PLASTIC</td><td>2.000</td><td>PC</td></tr><tr><td>VI1103A0</td><td>40X12 TBSP SCREW FOR PLASTIC</td><td>2.000</td><td>PC</td></tr><tr><td>VI1220A1</td><td>4,2x12 TCB SELF-TAPPIN G SCREW</td><td>26.000</td><td>PC</td></tr><tr><td>VI1930A1</td><td>ST. STEEL 5X20 CHIP SCREW</td><td>16.000</td><td>PC</td></tr><tr><td>VI1996A0</td><td>M5x35 SCREW</td><td>13.000</td><td>PC</td></tr><tr><td>VI2037A1</td><td>40X8 TORX SHEETTRACS SELF-THREAD SCREW</td><td>6.000</td><td>PC</td></tr><tr><td>VM1490A0</td><td>CHEFTOP/BAK ERTOP HANDLE SCREWS COVER</td><td>2.000</td><td>PC</td></tr></table>	Code	Description	Qty	UOM	MG1099A1	MM COMPLETE HANDLE	1.000	PC	RC1200A0	ED=4 WIRE D.=0.5 COMPRESSIO N SPRING	4.000	PC	SL1170A1	S57 BLACK SILICON - 310ml CARTRIDGE	30.000	ML	SL1221A0	GN1/1 EXTERNAL GLASS UPPER SILICONE	1.000	PC	SL1222A0	0511 EXTERNAL GLASS LATERAL SILICONE	4.000	PC	VE1030A1	MAGNET FOR DOOR MICROSWITC H D=22,9mm	2.000	PC	VI0239A1	SELF-TAPPIN G SCREW 4.2X25 TCB+ INOX	4.000	PC	VI1034A0	STAINLESS STEEL WASHER 8.4x16x1	1.000	PC	VI1074A0	4X16 SCREW FOR PLASTIC	2.000	PC	VI1103A0	40X12 TBSP SCREW FOR PLASTIC	2.000	PC	VI1220A1	4,2x12 TCB SELF-TAPPIN G SCREW	26.000	PC	VI1930A1	ST. STEEL 5X20 CHIP SCREW	16.000	PC	VI1996A0	M5x35 SCREW	13.000	PC	VI2037A1	40X8 TORX SHEETTRACS SELF-THREAD SCREW	6.000	PC	VM1490A0	CHEFTOP/BAK ERTOP HANDLE SCREWS COVER	2.000	PC
Code	Description	Qty	UOM																																																																		
MG1099A1	MM COMPLETE HANDLE	1.000	PC																																																																		
RC1200A0	ED=4 WIRE D.=0.5 COMPRESSIO N SPRING	4.000	PC																																																																		
SL1170A1	S57 BLACK SILICON - 310ml CARTRIDGE	30.000	ML																																																																		
SL1221A0	GN1/1 EXTERNAL GLASS UPPER SILICONE	1.000	PC																																																																		
SL1222A0	0511 EXTERNAL GLASS LATERAL SILICONE	4.000	PC																																																																		
VE1030A1	MAGNET FOR DOOR MICROSWITC H D=22,9mm	2.000	PC																																																																		
VI0239A1	SELF-TAPPIN G SCREW 4.2X25 TCB+ INOX	4.000	PC																																																																		
VI1034A0	STAINLESS STEEL WASHER 8.4x16x1	1.000	PC																																																																		
VI1074A0	4X16 SCREW FOR PLASTIC	2.000	PC																																																																		
VI1103A0	40X12 TBSP SCREW FOR PLASTIC	2.000	PC																																																																		
VI1220A1	4,2x12 TCB SELF-TAPPIN G SCREW	26.000	PC																																																																		
VI1930A1	ST. STEEL 5X20 CHIP SCREW	16.000	PC																																																																		
VI1996A0	M5x35 SCREW	13.000	PC																																																																		
VI2037A1	40X8 TORX SHEETTRACS SELF-THREAD SCREW	6.000	PC																																																																		
VM1490A0	CHEFTOP/BAK ERTOP HANDLE SCREWS COVER	2.000	PC																																																																		



COMPONENT			SPARE PART																																																																														
Code	Description	Image	Code	Description	Kit components																																																																												
0B1108B	XEVC-0511 DOOR EXTERNAL RIGHT COLUMN		KDR1261B	0511 -M RIGHT EXTERNAL DOOR	<table><tr><th>Code</th><th>Description</th><th>Qty</th><th>UOM</th></tr><tr><td>VM1630A1</td><td>INTERNAL GLASS PUSHING CAP</td><td>3.000</td><td>PC</td></tr><tr><td>VM1631A0</td><td>PLUS INNER GLASS PUSHING CAP</td><td>3.000</td><td>PC</td></tr><tr><td>VM2259B0</td><td>VM2259B0</td><td>1.000</td><td>PC</td></tr><tr><td>VM2260B0</td><td>S6 LEFT UPPER CAP</td><td>1.000</td><td>PC</td></tr><tr><td>VM2261B0</td><td>MM -M DOOR RIGHT LOWER CAP</td><td>1.000</td><td>PC</td></tr><tr><td>VM2262B0</td><td>MM -M DOOR RIGHT UPPER CAP</td><td>1.000</td><td>PC</td></tr><tr><td>VM2267A0</td><td>INTERNAL GLASS LOCKING SYSTEM SLIDER</td><td>2.000</td><td>PC</td></tr><tr><td>VM2268A0</td><td>DOOR MAGNET COVER</td><td>2.000</td><td>PC</td></tr><tr><td>VM2269B0</td><td>INNER GLASS FIXING CAP</td><td>2.000</td><td>PC</td></tr><tr><td>VM2274A0</td><td>GROOVED BUSHING</td><td>1.000</td><td>PC</td></tr><tr><td>VM2275A0</td><td>SMOOTH BUSHING</td><td>1.000</td><td>PC</td></tr><tr><td>VM2284B0</td><td>750 SERIES DRIP PROFILE KIT</td><td>1.000</td><td>PC</td></tr><tr><td>VM2305A0</td><td>6 SERIES DOOR CAP FIXING PAWL</td><td>14.000</td><td>PC</td></tr><tr><td>VM2312A0</td><td>6 S. DRIP PROFILE DRAIN LEFT PIPE</td><td>1.000</td><td>PC</td></tr><tr><td>VM2314A0</td><td>6 S. DRIP PROFILE CAP</td><td>1.000</td><td>PC</td></tr><tr><td>VM2315B0</td><td>S6 INTERNAL GLASS SUPPORT</td><td>3.000</td><td>PC</td></tr><tr><td>VM2505B1</td><td>MM PLUS INTERNAL GLASS SUPPORT</td><td>3.000</td><td>PC</td></tr><tr><td>VP1080A0</td><td>UPPER HINGE CAP FOR LOWER INNER GLASS</td><td>1.000</td><td>PC</td></tr></table>	Code	Description	Qty	UOM	VM1630A1	INTERNAL GLASS PUSHING CAP	3.000	PC	VM1631A0	PLUS INNER GLASS PUSHING CAP	3.000	PC	VM2259B0	VM2259B0	1.000	PC	VM2260B0	S6 LEFT UPPER CAP	1.000	PC	VM2261B0	MM -M DOOR RIGHT LOWER CAP	1.000	PC	VM2262B0	MM -M DOOR RIGHT UPPER CAP	1.000	PC	VM2267A0	INTERNAL GLASS LOCKING SYSTEM SLIDER	2.000	PC	VM2268A0	DOOR MAGNET COVER	2.000	PC	VM2269B0	INNER GLASS FIXING CAP	2.000	PC	VM2274A0	GROOVED BUSHING	1.000	PC	VM2275A0	SMOOTH BUSHING	1.000	PC	VM2284B0	750 SERIES DRIP PROFILE KIT	1.000	PC	VM2305A0	6 SERIES DOOR CAP FIXING PAWL	14.000	PC	VM2312A0	6 S. DRIP PROFILE DRAIN LEFT PIPE	1.000	PC	VM2314A0	6 S. DRIP PROFILE CAP	1.000	PC	VM2315B0	S6 INTERNAL GLASS SUPPORT	3.000	PC	VM2505B1	MM PLUS INTERNAL GLASS SUPPORT	3.000	PC	VP1080A0	UPPER HINGE CAP FOR LOWER INNER GLASS	1.000	PC
Code	Description	Qty	UOM																																																																														
VM1630A1	INTERNAL GLASS PUSHING CAP	3.000	PC																																																																														
VM1631A0	PLUS INNER GLASS PUSHING CAP	3.000	PC																																																																														
VM2259B0	VM2259B0	1.000	PC																																																																														
VM2260B0	S6 LEFT UPPER CAP	1.000	PC																																																																														
VM2261B0	MM -M DOOR RIGHT LOWER CAP	1.000	PC																																																																														
VM2262B0	MM -M DOOR RIGHT UPPER CAP	1.000	PC																																																																														
VM2267A0	INTERNAL GLASS LOCKING SYSTEM SLIDER	2.000	PC																																																																														
VM2268A0	DOOR MAGNET COVER	2.000	PC																																																																														
VM2269B0	INNER GLASS FIXING CAP	2.000	PC																																																																														
VM2274A0	GROOVED BUSHING	1.000	PC																																																																														
VM2275A0	SMOOTH BUSHING	1.000	PC																																																																														
VM2284B0	750 SERIES DRIP PROFILE KIT	1.000	PC																																																																														
VM2305A0	6 SERIES DOOR CAP FIXING PAWL	14.000	PC																																																																														
VM2312A0	6 S. DRIP PROFILE DRAIN LEFT PIPE	1.000	PC																																																																														
VM2314A0	6 S. DRIP PROFILE CAP	1.000	PC																																																																														
VM2315B0	S6 INTERNAL GLASS SUPPORT	3.000	PC																																																																														
VM2505B1	MM PLUS INTERNAL GLASS SUPPORT	3.000	PC																																																																														
VP1080A0	UPPER HINGE CAP FOR LOWER INNER GLASS	1.000	PC																																																																														




COMPONENT			SPARE PART																																																			
Code	Description	Image	Code	Description	Kit components																																																	
0B1108B	XEVC-0511 DOOR EXTERNAL RIGHT COLUMN		KDR1261B	0511 -M RIGHT EXTERNAL DOOR	<table><thead><tr><th>Code</th><th>Description</th><th>Qty</th><th>UOM</th></tr></thead><tbody><tr><td>VP1081A0</td><td>UPPER HINGE CAP FOR UPPER INNER GLASS</td><td>1.000</td><td>PC</td></tr><tr><td>VT1276A0</td><td>XEVC-0511-E DOOR EXTERNAL GLASS</td><td>1.000</td><td>PC</td></tr></tbody></table>	Code	Description	Qty	UOM	VP1081A0	UPPER HINGE CAP FOR UPPER INNER GLASS	1.000	PC	VT1276A0	XEVC-0511-E DOOR EXTERNAL GLASS	1.000	PC																																					
			Code	Description	Qty	UOM																																																
VP1081A0	UPPER HINGE CAP FOR UPPER INNER GLASS	1.000	PC																																																			
VT1276A0	XEVC-0511-E DOOR EXTERNAL GLASS	1.000	PC																																																			
KDR1261A	0511 RIGHT EXTERNAL DOOR	<table><thead><tr><th>Code</th><th>Description</th><th>Qty</th><th>UOM</th></tr></thead><tbody><tr><td>0B1106A0</td><td>XEVC-0511-E DOOR EXTERNAL LEFT COLUMN</td><td>1.000</td><td>PC</td></tr><tr><td>0B1107A1</td><td>XEVC-0511-E LEFT INT DOOR COLUM</td><td>1.000</td><td>PC</td></tr><tr><td>0B1108B1</td><td>XEVC-0511 DOOR EXTERNAL RIGHT COLUM</td><td>1.000</td><td>PC</td></tr><tr><td>0B1109A1</td><td>XEVC-0511-E RIGHT INT DOOR COLUM</td><td>1.000</td><td>PC</td></tr><tr><td>0B1122A1</td><td>750MM DOOR LOWER FRAME SHAPE</td><td>1.000</td><td>PC</td></tr><tr><td>0B1166A1</td><td>XEVC-0511-E EXT GLASS SUPPORT PROFILE</td><td>2.000</td><td>PC</td></tr><tr><td>0B1216A1</td><td>MM CT DOUBLE GLASS DOOR UPPER BEAM</td><td>1.000</td><td>PC</td></tr><tr><td>0B1217A1</td><td>MM DOUBLE GLASS DOOR INT UPPER BEAM 750</td><td>1.000</td><td>PC</td></tr><tr><td>CE1052A1</td><td>CABLE CONNECTION CONTROL - USB MM 750m</td><td>1.000</td><td>PC</td></tr><tr><td>CE1053B0</td><td>MM MICROFIT LED BAR POWER SUPPLY CABL</td><td>1.000</td><td>PC</td></tr><tr><td>CE1275A0</td><td>3M POWER - CONTROL CONNECTION CABLE</td><td>1.000</td><td>PC</td></tr><tr><td>CE1285A0</td><td>EMI ROUND FERRITE MOD.26438015 02</td><td>1.000</td><td>PC</td></tr></tbody></table>	Code	Description	Qty	UOM	0B1106A0	XEVC-0511-E DOOR EXTERNAL LEFT COLUMN	1.000	PC	0B1107A1	XEVC-0511-E LEFT INT DOOR COLUM	1.000	PC	0B1108B1	XEVC-0511 DOOR EXTERNAL RIGHT COLUM	1.000	PC	0B1109A1	XEVC-0511-E RIGHT INT DOOR COLUM	1.000	PC	0B1122A1	750MM DOOR LOWER FRAME SHAPE	1.000	PC	0B1166A1	XEVC-0511-E EXT GLASS SUPPORT PROFILE	2.000	PC	0B1216A1	MM CT DOUBLE GLASS DOOR UPPER BEAM	1.000	PC	0B1217A1	MM DOUBLE GLASS DOOR INT UPPER BEAM 750	1.000	PC	CE1052A1	CABLE CONNECTION CONTROL - USB MM 750m	1.000	PC	CE1053B0	MM MICROFIT LED BAR POWER SUPPLY CABL	1.000	PC	CE1275A0	3M POWER - CONTROL CONNECTION CABLE	1.000	PC	CE1285A0	EMI ROUND FERRITE MOD.26438015 02	1.000	PC
Code	Description	Qty	UOM																																																			
0B1106A0	XEVC-0511-E DOOR EXTERNAL LEFT COLUMN	1.000	PC																																																			
0B1107A1	XEVC-0511-E LEFT INT DOOR COLUM	1.000	PC																																																			
0B1108B1	XEVC-0511 DOOR EXTERNAL RIGHT COLUM	1.000	PC																																																			
0B1109A1	XEVC-0511-E RIGHT INT DOOR COLUM	1.000	PC																																																			
0B1122A1	750MM DOOR LOWER FRAME SHAPE	1.000	PC																																																			
0B1166A1	XEVC-0511-E EXT GLASS SUPPORT PROFILE	2.000	PC																																																			
0B1216A1	MM CT DOUBLE GLASS DOOR UPPER BEAM	1.000	PC																																																			
0B1217A1	MM DOUBLE GLASS DOOR INT UPPER BEAM 750	1.000	PC																																																			
CE1052A1	CABLE CONNECTION CONTROL - USB MM 750m	1.000	PC																																																			
CE1053B0	MM MICROFIT LED BAR POWER SUPPLY CABL	1.000	PC																																																			
CE1275A0	3M POWER - CONTROL CONNECTION CABLE	1.000	PC																																																			
CE1285A0	EMI ROUND FERRITE MOD.26438015 02	1.000	PC																																																			




COMPONENT			SPARE PART																																																										
Code	Description	Image	Code	Description	Kit components																																																								
0B1108B	XEVC-0511 DOOR EXTERNAL RIGHT COLUMN		KDR1261A	0511 RIGHT EXTERNAL DOOR	<table><tr><th>Code</th><th>Description</th><th>Qty</th><th>UOM</th></tr><tr><td>CE1290A0</td><td>EXTRACTABL E FEMALE TERMINAL CPF 5/4</td><td>1.000</td><td>PC</td></tr><tr><td>GN1525A0</td><td>O-RING INT DIAM 9,5 THK 1 NBR 70</td><td>1.000</td><td>PC</td></tr><tr><td>LP1019A0</td><td>6 SERIES L200 LED LIGHT BAR - E415</td><td>1.000</td><td>PC</td></tr><tr><td>LP1025A0</td><td>L=415 LED LIGHT BAR COVER</td><td>1.000</td><td>PC</td></tr><tr><td>MG1083A2</td><td>MM COMPLETE HANDLE</td><td>1.000</td><td>PC</td></tr><tr><td>SL1170A1</td><td>S57 BLACK SILICON - 310ml CARTRIDGE</td><td>30.000</td><td>ML</td></tr><tr><td>VE1030A1</td><td>MAGNET FOR DOOR MICROSWITC H D=22,9mm</td><td>2.000</td><td>PC</td></tr><tr><td>VI1034A0</td><td>STAINLESS STEEL WASHER 8,4x16x1</td><td>1.000</td><td>PC</td></tr><tr><td>VI1147A0</td><td>5X25 STAINLESS STEEL SCREW</td><td>16.000</td><td>PC</td></tr><tr><td>VI1220A1</td><td>4,2x12 TCB SELF-TAPPIN G SCREW</td><td>25.000</td><td>PC</td></tr><tr><td>VI1996A0</td><td>M5x35 SCREW</td><td>13.000</td><td>PC</td></tr><tr><td>VM1630A1</td><td>INTERNAL GLASS PUSHING CAP</td><td>3.000</td><td>PC</td></tr><tr><td>VM1631A0</td><td>PLUS INNER GLASS PUSHING CAP</td><td>2.000</td><td>PC</td></tr></table>	Code	Description	Qty	UOM	CE1290A0	EXTRACTABL E FEMALE TERMINAL CPF 5/4	1.000	PC	GN1525A0	O-RING INT DIAM 9,5 THK 1 NBR 70	1.000	PC	LP1019A0	6 SERIES L200 LED LIGHT BAR - E415	1.000	PC	LP1025A0	L=415 LED LIGHT BAR COVER	1.000	PC	MG1083A2	MM COMPLETE HANDLE	1.000	PC	SL1170A1	S57 BLACK SILICON - 310ml CARTRIDGE	30.000	ML	VE1030A1	MAGNET FOR DOOR MICROSWITC H D=22,9mm	2.000	PC	VI1034A0	STAINLESS STEEL WASHER 8,4x16x1	1.000	PC	VI1147A0	5X25 STAINLESS STEEL SCREW	16.000	PC	VI1220A1	4,2x12 TCB SELF-TAPPIN G SCREW	25.000	PC	VI1996A0	M5x35 SCREW	13.000	PC	VM1630A1	INTERNAL GLASS PUSHING CAP	3.000	PC	VM1631A0	PLUS INNER GLASS PUSHING CAP	2.000	PC
					Code	Description	Qty	UOM																																																					
					CE1290A0	EXTRACTABL E FEMALE TERMINAL CPF 5/4	1.000	PC																																																					
					GN1525A0	O-RING INT DIAM 9,5 THK 1 NBR 70	1.000	PC																																																					
					LP1019A0	6 SERIES L200 LED LIGHT BAR - E415	1.000	PC																																																					
					LP1025A0	L=415 LED LIGHT BAR COVER	1.000	PC																																																					
					MG1083A2	MM COMPLETE HANDLE	1.000	PC																																																					
					SL1170A1	S57 BLACK SILICON - 310ml CARTRIDGE	30.000	ML																																																					
					VE1030A1	MAGNET FOR DOOR MICROSWITC H D=22,9mm	2.000	PC																																																					
					VI1034A0	STAINLESS STEEL WASHER 8,4x16x1	1.000	PC																																																					
					VI1147A0	5X25 STAINLESS STEEL SCREW	16.000	PC																																																					
					VI1220A1	4,2x12 TCB SELF-TAPPIN G SCREW	25.000	PC																																																					
					VI1996A0	M5x35 SCREW	13.000	PC																																																					
					VM1630A1	INTERNAL GLASS PUSHING CAP	3.000	PC																																																					
					VM1631A0	PLUS INNER GLASS PUSHING CAP	2.000	PC																																																					
VM2259A1	6 SERIES DOOR LOWER LEFT CAP	1.000	PC																																																										
VM2260A1	6 SERIES DOOR UPPER LEFT CAP	1.000	PC																																																										
VM2261A1	MM DOOR LOWER RIGHT CAP	1.000	PC																																																										
VM2262A1	MM DOOR UPPER RIGHT CAP	1.000	PC																																																										




COMPONENT			SPARE PART																																																														
Code	Description	Image	Code	Description	Kit components																																																												
0B1108B	XEVC-0511 DOOR EXTERNAL RIGHT COLUMN		KDR1261A	0511 RIGHT EXTERNAL DOOR	<table><tr><th>Code</th><th>Description</th><th>Qty</th><th>UOM</th></tr><tr><td>VM2267A0</td><td>INTERNAL GLASS LOCKING SYSTEM SLIDER</td><td>2.000</td><td>PC</td></tr><tr><td>VM2268A0</td><td>DOOR MAGNET COVER</td><td>2.000</td><td>PC</td></tr><tr><td>VM2269A0</td><td>INTERNAL GLASS LOCKING SYSTEM CAP</td><td>2.000</td><td>PC</td></tr><tr><td>VM2274A0</td><td>GROOVED BUSHING</td><td>1.000</td><td>PC</td></tr><tr><td>VM2275A0</td><td>SMOOTH BUSHING</td><td>1.000</td><td>PC</td></tr><tr><td>VM2284A0</td><td>750 SERIES DRIP PROFILE</td><td>1.000</td><td>PC</td></tr><tr><td>VM2305A0</td><td>6 SERIES DOOR CAP FIXING PAWL</td><td>14.000</td><td>PC</td></tr><tr><td>VM2312A0</td><td>6 S. DRIP PROFILE DRAIN LEFT PIPE</td><td>1.000</td><td>PC</td></tr><tr><td>VM2314A0</td><td>6 S. DRIP PROFILE CAP</td><td>1.000</td><td>PC</td></tr><tr><td>VM2315A0</td><td>MIND.Maps INTERNAL GLASS CAP SUPPORT</td><td>3.000</td><td>PC</td></tr><tr><td>VM2505A0</td><td>MM PLUS INTERNAL GLASS SUPPORT</td><td>2.000</td><td>PC</td></tr><tr><td>VM2518A0</td><td>BOARD COOLING FAN SUPPORT</td><td>1.000</td><td>PC</td></tr><tr><td>VN1179A1</td><td>CONTROL BOARD 40x40x20mm 12V COOLING FAN</td><td>1.000</td><td>PC</td></tr><tr><td>VT1276A0</td><td>XEVC-0511-E DOOR EXTERNAL GLASS</td><td>1.000</td><td>PC</td></tr></table>	Code	Description	Qty	UOM	VM2267A0	INTERNAL GLASS LOCKING SYSTEM SLIDER	2.000	PC	VM2268A0	DOOR MAGNET COVER	2.000	PC	VM2269A0	INTERNAL GLASS LOCKING SYSTEM CAP	2.000	PC	VM2274A0	GROOVED BUSHING	1.000	PC	VM2275A0	SMOOTH BUSHING	1.000	PC	VM2284A0	750 SERIES DRIP PROFILE	1.000	PC	VM2305A0	6 SERIES DOOR CAP FIXING PAWL	14.000	PC	VM2312A0	6 S. DRIP PROFILE DRAIN LEFT PIPE	1.000	PC	VM2314A0	6 S. DRIP PROFILE CAP	1.000	PC	VM2315A0	MIND.Maps INTERNAL GLASS CAP SUPPORT	3.000	PC	VM2505A0	MM PLUS INTERNAL GLASS SUPPORT	2.000	PC	VM2518A0	BOARD COOLING FAN SUPPORT	1.000	PC	VN1179A1	CONTROL BOARD 40x40x20mm 12V COOLING FAN	1.000	PC	VT1276A0	XEVC-0511-E DOOR EXTERNAL GLASS	1.000	PC
					Code	Description	Qty	UOM																																																									
					VM2267A0	INTERNAL GLASS LOCKING SYSTEM SLIDER	2.000	PC																																																									
					VM2268A0	DOOR MAGNET COVER	2.000	PC																																																									
					VM2269A0	INTERNAL GLASS LOCKING SYSTEM CAP	2.000	PC																																																									
					VM2274A0	GROOVED BUSHING	1.000	PC																																																									
					VM2275A0	SMOOTH BUSHING	1.000	PC																																																									
					VM2284A0	750 SERIES DRIP PROFILE	1.000	PC																																																									
					VM2305A0	6 SERIES DOOR CAP FIXING PAWL	14.000	PC																																																									
					VM2312A0	6 S. DRIP PROFILE DRAIN LEFT PIPE	1.000	PC																																																									
					VM2314A0	6 S. DRIP PROFILE CAP	1.000	PC																																																									
					VM2315A0	MIND.Maps INTERNAL GLASS CAP SUPPORT	3.000	PC																																																									
					VM2505A0	MM PLUS INTERNAL GLASS SUPPORT	2.000	PC																																																									
					VM2518A0	BOARD COOLING FAN SUPPORT	1.000	PC																																																									
					VN1179A1	CONTROL BOARD 40x40x20mm 12V COOLING FAN	1.000	PC																																																									
VT1276A0	XEVC-0511-E DOOR EXTERNAL GLASS	1.000	PC																																																														




COMPONENT			SPARE PART																																																																		
Code	Description	Image	Code	Description	Kit components																																																																
0B1109A	XEVC-0511-E RIGHT INT DOOR COLUMN		KDR1325A	0511 ZERO RIGHT -M EXTERNAL DOOR	<table><tr><th>Code</th><th>Description</th><th>Qty</th><th>UOM</th></tr><tr><td>0B1106A0</td><td>XEVC-0511-E DOOR EXTERNAL LEFT COLUMN</td><td>1.000</td><td>PC</td></tr><tr><td>0B1107A1</td><td>XEVC-0511-E LEFT INT DOOR COLUM</td><td>1.000</td><td>PC</td></tr><tr><td>0B1108B1</td><td>XEVC-0511 DOOR EXTERNAL RIGHT COLUM</td><td>1.000</td><td>PC</td></tr><tr><td>0B1109A1</td><td>XEVC-0511-E RIGHT INT DOOR COLUM</td><td>1.000</td><td>PC</td></tr><tr><td>0B1122B0</td><td>MM CT DOOR LOWER CROSS BAR</td><td>1.000</td><td>PC</td></tr><tr><td>0B1166A1</td><td>XEVC-0511-E EXT GLASS SUPPORT PROFILE</td><td>2.000</td><td>PC</td></tr><tr><td>0B1216B0</td><td>MM CT DOUBLE GLASS DOOR UPPER CROSS BAR</td><td>1.000</td><td>PC</td></tr><tr><td>0B1217A1</td><td>MM DOUBLE GLASS DOOR INT UPPER BEAM 750</td><td>1.000</td><td>PC</td></tr><tr><td>0H2892A0</td><td>LED BAR UPPER CAP PLATE</td><td>1.000</td><td>PC</td></tr><tr><td>0H2893A0</td><td>LED BAR LOWER CAP PLATE</td><td>1.000</td><td>PC</td></tr><tr><td>CE1096A0</td><td>4 POLES MICROFIT 3 M BUS CABLE</td><td>1.000</td><td>PC</td></tr><tr><td>CE1285A0</td><td>EMI ROUND FERRITE MOD.26438015 02</td><td>2.000</td><td>PC</td></tr><tr><td>CE1851A0</td><td>MICROFIT CABLE 2P M-F-F AWG22</td><td>1.000</td><td>PC</td></tr><tr><td>CE2001A0</td><td>MICROFIT CABLE 2PM-100-2PM 2AWG22</td><td>1.000</td><td>PC</td></tr><tr><td>CE2002A0</td><td>MICROFIT CABLE 2PM-100-AMP MODU2 2AWG22</td><td>1.000</td><td>PC</td></tr></table>	Code	Description	Qty	UOM	0B1106A0	XEVC-0511-E DOOR EXTERNAL LEFT COLUMN	1.000	PC	0B1107A1	XEVC-0511-E LEFT INT DOOR COLUM	1.000	PC	0B1108B1	XEVC-0511 DOOR EXTERNAL RIGHT COLUM	1.000	PC	0B1109A1	XEVC-0511-E RIGHT INT DOOR COLUM	1.000	PC	0B1122B0	MM CT DOOR LOWER CROSS BAR	1.000	PC	0B1166A1	XEVC-0511-E EXT GLASS SUPPORT PROFILE	2.000	PC	0B1216B0	MM CT DOUBLE GLASS DOOR UPPER CROSS BAR	1.000	PC	0B1217A1	MM DOUBLE GLASS DOOR INT UPPER BEAM 750	1.000	PC	0H2892A0	LED BAR UPPER CAP PLATE	1.000	PC	0H2893A0	LED BAR LOWER CAP PLATE	1.000	PC	CE1096A0	4 POLES MICROFIT 3 M BUS CABLE	1.000	PC	CE1285A0	EMI ROUND FERRITE MOD.26438015 02	2.000	PC	CE1851A0	MICROFIT CABLE 2P M-F-F AWG22	1.000	PC	CE2001A0	MICROFIT CABLE 2PM-100-2PM 2AWG22	1.000	PC	CE2002A0	MICROFIT CABLE 2PM-100-AMP MODU2 2AWG22	1.000	PC
Code	Description	Qty	UOM																																																																		
0B1106A0	XEVC-0511-E DOOR EXTERNAL LEFT COLUMN	1.000	PC																																																																		
0B1107A1	XEVC-0511-E LEFT INT DOOR COLUM	1.000	PC																																																																		
0B1108B1	XEVC-0511 DOOR EXTERNAL RIGHT COLUM	1.000	PC																																																																		
0B1109A1	XEVC-0511-E RIGHT INT DOOR COLUM	1.000	PC																																																																		
0B1122B0	MM CT DOOR LOWER CROSS BAR	1.000	PC																																																																		
0B1166A1	XEVC-0511-E EXT GLASS SUPPORT PROFILE	2.000	PC																																																																		
0B1216B0	MM CT DOUBLE GLASS DOOR UPPER CROSS BAR	1.000	PC																																																																		
0B1217A1	MM DOUBLE GLASS DOOR INT UPPER BEAM 750	1.000	PC																																																																		
0H2892A0	LED BAR UPPER CAP PLATE	1.000	PC																																																																		
0H2893A0	LED BAR LOWER CAP PLATE	1.000	PC																																																																		
CE1096A0	4 POLES MICROFIT 3 M BUS CABLE	1.000	PC																																																																		
CE1285A0	EMI ROUND FERRITE MOD.26438015 02	2.000	PC																																																																		
CE1851A0	MICROFIT CABLE 2P M-F-F AWG22	1.000	PC																																																																		
CE2001A0	MICROFIT CABLE 2PM-100-2PM 2AWG22	1.000	PC																																																																		
CE2002A0	MICROFIT CABLE 2PM-100-AMP MODU2 2AWG22	1.000	PC																																																																		




COMPONENT			SPARE PART																																																																						
Code	Description	Image	Code	Description	Kit components																																																																				
0B1109A	XEVC-0511-E RIGHT INT DOOR COLUMN		KDR1325A	0511 ZERO RIGHT -M EXTERNAL DOOR	<table><tr><th>Code</th><th>Description</th><th>Qty</th><th>UOM</th></tr><tr><td>GN1525A0</td><td>O-RING INT DIAM 9,5 THK 1 NBR 70</td><td>1.000</td><td>PC</td></tr><tr><td>LP1019A0</td><td>6 SERIES L200 LED LIGHT BAR - E415</td><td>1.000</td><td>PC</td></tr><tr><td>MG1099A1</td><td>MM COMPLETE HANDLE</td><td>1.000</td><td>PC</td></tr><tr><td>RC1200A0</td><td>ED=4 WIRE D.=0.5 COMPRESSIO N SPRING</td><td>4.000</td><td>PC</td></tr><tr><td>SL1170A1</td><td>S57 BLACK SILICON - 310ml CARTRIDGE</td><td>30.000</td><td>ML</td></tr><tr><td>SL1221A0</td><td>GN1/1 EXTERNAL GLASS UPPER SILICONE</td><td>1.000</td><td>PC</td></tr><tr><td>SL1222A0</td><td>0511 EXTERNAL GLASS LATERAL SILICONE</td><td>4.000</td><td>PC</td></tr><tr><td>VE1030A1</td><td>MAGNET FOR DOOR MICROSWITC H D=22,9mm</td><td>2.000</td><td>PC</td></tr><tr><td>VI0239A1</td><td>SELF-TAPPIN G SCREW 4.2X25 TCB+ INOX</td><td>4.000</td><td>PC</td></tr><tr><td>VI1034A0</td><td>STAINLESS STEEL WASHER 8.4x16x1</td><td>1.000</td><td>PC</td></tr><tr><td>VI1074A0</td><td>4X16 SCREW FOR PLASTIC</td><td>2.000</td><td>PC</td></tr><tr><td>VI1103A0</td><td>40X12 TBSP SCREW FOR PLASTIC</td><td>2.000</td><td>PC</td></tr><tr><td>VI1220A1</td><td>4,2x12 TCB SELF-TAPPIN G SCREW</td><td>26.000</td><td>PC</td></tr><tr><td>VI1930A1</td><td>ST. STEEL 5X20 CHIP SCREW</td><td>16.000</td><td>PC</td></tr><tr><td>VI1996A0</td><td>M5x35 SCREW</td><td>13.000</td><td>PC</td></tr><tr><td>VI2037A1</td><td>40X8 TORX SHEETTRACS SELF-THREAD SCREW</td><td>6.000</td><td>PC</td></tr></table>	Code	Description	Qty	UOM	GN1525A0	O-RING INT DIAM 9,5 THK 1 NBR 70	1.000	PC	LP1019A0	6 SERIES L200 LED LIGHT BAR - E415	1.000	PC	MG1099A1	MM COMPLETE HANDLE	1.000	PC	RC1200A0	ED=4 WIRE D.=0.5 COMPRESSIO N SPRING	4.000	PC	SL1170A1	S57 BLACK SILICON - 310ml CARTRIDGE	30.000	ML	SL1221A0	GN1/1 EXTERNAL GLASS UPPER SILICONE	1.000	PC	SL1222A0	0511 EXTERNAL GLASS LATERAL SILICONE	4.000	PC	VE1030A1	MAGNET FOR DOOR MICROSWITC H D=22,9mm	2.000	PC	VI0239A1	SELF-TAPPIN G SCREW 4.2X25 TCB+ INOX	4.000	PC	VI1034A0	STAINLESS STEEL WASHER 8.4x16x1	1.000	PC	VI1074A0	4X16 SCREW FOR PLASTIC	2.000	PC	VI1103A0	40X12 TBSP SCREW FOR PLASTIC	2.000	PC	VI1220A1	4,2x12 TCB SELF-TAPPIN G SCREW	26.000	PC	VI1930A1	ST. STEEL 5X20 CHIP SCREW	16.000	PC	VI1996A0	M5x35 SCREW	13.000	PC	VI2037A1	40X8 TORX SHEETTRACS SELF-THREAD SCREW	6.000	PC
					Code	Description	Qty	UOM																																																																	
					GN1525A0	O-RING INT DIAM 9,5 THK 1 NBR 70	1.000	PC																																																																	
					LP1019A0	6 SERIES L200 LED LIGHT BAR - E415	1.000	PC																																																																	
					MG1099A1	MM COMPLETE HANDLE	1.000	PC																																																																	
					RC1200A0	ED=4 WIRE D.=0.5 COMPRESSIO N SPRING	4.000	PC																																																																	
					SL1170A1	S57 BLACK SILICON - 310ml CARTRIDGE	30.000	ML																																																																	
					SL1221A0	GN1/1 EXTERNAL GLASS UPPER SILICONE	1.000	PC																																																																	
					SL1222A0	0511 EXTERNAL GLASS LATERAL SILICONE	4.000	PC																																																																	
					VE1030A1	MAGNET FOR DOOR MICROSWITC H D=22,9mm	2.000	PC																																																																	
					VI0239A1	SELF-TAPPIN G SCREW 4.2X25 TCB+ INOX	4.000	PC																																																																	
					VI1034A0	STAINLESS STEEL WASHER 8.4x16x1	1.000	PC																																																																	
					VI1074A0	4X16 SCREW FOR PLASTIC	2.000	PC																																																																	
					VI1103A0	40X12 TBSP SCREW FOR PLASTIC	2.000	PC																																																																	
					VI1220A1	4,2x12 TCB SELF-TAPPIN G SCREW	26.000	PC																																																																	
VI1930A1	ST. STEEL 5X20 CHIP SCREW	16.000	PC																																																																						
VI1996A0	M5x35 SCREW	13.000	PC																																																																						
VI2037A1	40X8 TORX SHEETTRACS SELF-THREAD SCREW	6.000	PC																																																																						




COMPONENT			SPARE PART																																																																														
Code	Description	Image	Code	Description	Kit components																																																																												
OB1109A	XEVC-0511-E RIGHT INT DOOR COLUMN		KDR1325A	0511 ZERO RIGHT -M EXTERNAL DOOR	<table><tr><th>Code</th><th>Description</th><th>Qty</th><th>UOM</th></tr><tr><td>VM1490A0</td><td>CHEFTOP/BAK ERTOP HANDLE SCREWS COVER</td><td>2.000</td><td>PC</td></tr><tr><td>VM1630A1</td><td>INTERNAL GLASS PUSHING CAP</td><td>3.000</td><td>PC</td></tr><tr><td>VM1631A0</td><td>PLUS INNER GLASS PUSHING CAP</td><td>3.000</td><td>PC</td></tr><tr><td>VM2259B0</td><td>VM2259B0</td><td>1.000</td><td>PC</td></tr><tr><td>VM2260B0</td><td>S6 LEFT UPPER CAP</td><td>1.000</td><td>PC</td></tr><tr><td>VM2261B0</td><td>MM -M DOOR RIGHT LOWER CAP</td><td>1.000</td><td>PC</td></tr><tr><td>VM2262B0</td><td>MM -M DOOR RIGHT UPPER CAP</td><td>1.000</td><td>PC</td></tr><tr><td>VM2267A0</td><td>INTERNAL GLASS LOCKING SYSTEM SLIDER</td><td>2.000</td><td>PC</td></tr><tr><td>VM2268A0</td><td>DOOR MAGNET COVER</td><td>2.000</td><td>PC</td></tr><tr><td>VM2269B0</td><td>INNER GLASS FIXING CAP</td><td>2.000</td><td>PC</td></tr><tr><td>VM2274A0</td><td>GROOVED BUSHING</td><td>1.000</td><td>PC</td></tr><tr><td>VM2275A0</td><td>SMOOTH BUSHING</td><td>1.000</td><td>PC</td></tr><tr><td>VM2284B0</td><td>750 SERIES DRIP PROFILE KIT</td><td>1.000</td><td>PC</td></tr><tr><td>VM2305A0</td><td>6 SERIES DOOR CAP FIXING PAWL</td><td>14.000</td><td>PC</td></tr><tr><td>VM2312A0</td><td>6 S. DRIP PROFILE DRAIN LEFT PIPE</td><td>1.000</td><td>PC</td></tr><tr><td>VM2314A0</td><td>6 S. DRIP PROFILE CAP</td><td>1.000</td><td>PC</td></tr><tr><td>VM2315B0</td><td>S6 INTERNAL GLASS SUPPORT</td><td>3.000</td><td>PC</td></tr><tr><td>VM2505B1</td><td>MM PLUS INTERNAL GLASS SUPPORT</td><td>3.000</td><td>PC</td></tr></table>	Code	Description	Qty	UOM	VM1490A0	CHEFTOP/BAK ERTOP HANDLE SCREWS COVER	2.000	PC	VM1630A1	INTERNAL GLASS PUSHING CAP	3.000	PC	VM1631A0	PLUS INNER GLASS PUSHING CAP	3.000	PC	VM2259B0	VM2259B0	1.000	PC	VM2260B0	S6 LEFT UPPER CAP	1.000	PC	VM2261B0	MM -M DOOR RIGHT LOWER CAP	1.000	PC	VM2262B0	MM -M DOOR RIGHT UPPER CAP	1.000	PC	VM2267A0	INTERNAL GLASS LOCKING SYSTEM SLIDER	2.000	PC	VM2268A0	DOOR MAGNET COVER	2.000	PC	VM2269B0	INNER GLASS FIXING CAP	2.000	PC	VM2274A0	GROOVED BUSHING	1.000	PC	VM2275A0	SMOOTH BUSHING	1.000	PC	VM2284B0	750 SERIES DRIP PROFILE KIT	1.000	PC	VM2305A0	6 SERIES DOOR CAP FIXING PAWL	14.000	PC	VM2312A0	6 S. DRIP PROFILE DRAIN LEFT PIPE	1.000	PC	VM2314A0	6 S. DRIP PROFILE CAP	1.000	PC	VM2315B0	S6 INTERNAL GLASS SUPPORT	3.000	PC	VM2505B1	MM PLUS INTERNAL GLASS SUPPORT	3.000	PC
Code	Description	Qty	UOM																																																																														
VM1490A0	CHEFTOP/BAK ERTOP HANDLE SCREWS COVER	2.000	PC																																																																														
VM1630A1	INTERNAL GLASS PUSHING CAP	3.000	PC																																																																														
VM1631A0	PLUS INNER GLASS PUSHING CAP	3.000	PC																																																																														
VM2259B0	VM2259B0	1.000	PC																																																																														
VM2260B0	S6 LEFT UPPER CAP	1.000	PC																																																																														
VM2261B0	MM -M DOOR RIGHT LOWER CAP	1.000	PC																																																																														
VM2262B0	MM -M DOOR RIGHT UPPER CAP	1.000	PC																																																																														
VM2267A0	INTERNAL GLASS LOCKING SYSTEM SLIDER	2.000	PC																																																																														
VM2268A0	DOOR MAGNET COVER	2.000	PC																																																																														
VM2269B0	INNER GLASS FIXING CAP	2.000	PC																																																																														
VM2274A0	GROOVED BUSHING	1.000	PC																																																																														
VM2275A0	SMOOTH BUSHING	1.000	PC																																																																														
VM2284B0	750 SERIES DRIP PROFILE KIT	1.000	PC																																																																														
VM2305A0	6 SERIES DOOR CAP FIXING PAWL	14.000	PC																																																																														
VM2312A0	6 S. DRIP PROFILE DRAIN LEFT PIPE	1.000	PC																																																																														
VM2314A0	6 S. DRIP PROFILE CAP	1.000	PC																																																																														
VM2315B0	S6 INTERNAL GLASS SUPPORT	3.000	PC																																																																														
VM2505B1	MM PLUS INTERNAL GLASS SUPPORT	3.000	PC																																																																														




COMPONENT			SPARE PART																																															
Code	Description	Image	Code	Description	Kit components																																													
0B1109A	XEVC-0511-E RIGHT INT DOOR COLUMN		KDR1325A	0511 ZERO RIGHT -M EXTERNAL DOOR	<table><tr><th>Code</th><th>Description</th><th>Qty</th><th>UOM</th></tr><tr><td>VP1080A0</td><td>UPPER HINGE CAP FOR LOWER INNER GLASS</td><td>1.000</td><td>PC</td></tr><tr><td>VP1081A0</td><td>UPPER HINGE CAP FOR UPPER INNER GLASS</td><td>1.000</td><td>PC</td></tr><tr><td>VT1276A0</td><td>XEVC-0511-E DOOR EXTERNAL GLASS</td><td>1.000</td><td>PC</td></tr></table>	Code	Description	Qty	UOM	VP1080A0	UPPER HINGE CAP FOR LOWER INNER GLASS	1.000	PC	VP1081A0	UPPER HINGE CAP FOR UPPER INNER GLASS	1.000	PC	VT1276A0	XEVC-0511-E DOOR EXTERNAL GLASS	1.000	PC																													
			Code	Description	Qty	UOM																																												
VP1080A0	UPPER HINGE CAP FOR LOWER INNER GLASS	1.000	PC																																															
VP1081A0	UPPER HINGE CAP FOR UPPER INNER GLASS	1.000	PC																																															
VT1276A0	XEVC-0511-E DOOR EXTERNAL GLASS	1.000	PC																																															
KDR1269B	BT-04 -M EXTERNAL RIGHT DOOR	<table><tr><th>Code</th><th>Description</th><th>Qty</th><th>UOM</th></tr><tr><td>0B1107A1</td><td>XEVC-0511-E LEFT INT DOOR COLUMN</td><td>1.000</td><td>PC</td></tr><tr><td>0B1108B1</td><td>XEVC-0511 DOOR EXTERNAL RIGHT COLUMN</td><td>1.000</td><td>PC</td></tr><tr><td>0B1109A1</td><td>XEVC-0511-E RIGHT INT DOOR COLUMN</td><td>1.000</td><td>PC</td></tr><tr><td>0B1126B0</td><td>MM BT DOOR LOWER CROSS BAR</td><td>1.000</td><td>PC</td></tr><tr><td>0B1166A1</td><td>XEVC-0511-E EXT GLASS SUPPORT PROFILE</td><td>2.000</td><td>PC</td></tr><tr><td>0B1174A0</td><td>XEBC-04EU-E LEFT EXT DOOR COLUMN</td><td>1.000</td><td>PC</td></tr><tr><td>0B1218B0</td><td>MM BT DOUBLE GLASS DOOR UPPER CROSS BAR</td><td>1.000</td><td>PC</td></tr><tr><td>0B1219A1</td><td>MM DOUBLE GLASS DOOR INT UPPER BEAM 860</td><td>1.000</td><td>PC</td></tr><tr><td>CE1052A1</td><td>CABLE CONNECTION CONTROL - USB MM 750m</td><td>1.000</td><td>PC</td></tr><tr><td>CE1053B0</td><td>MM MICROFIT LED BAR POWER SUPPLY CABL</td><td>1.000</td><td>PC</td></tr><tr><td>CE1097A0</td><td>4M SIHF 4 POLES MICROFIT CANBUS</td><td>1.000</td><td>PC</td></tr></table>	Code	Description	Qty	UOM	0B1107A1	XEVC-0511-E LEFT INT DOOR COLUMN	1.000	PC	0B1108B1	XEVC-0511 DOOR EXTERNAL RIGHT COLUMN	1.000	PC	0B1109A1	XEVC-0511-E RIGHT INT DOOR COLUMN	1.000	PC	0B1126B0	MM BT DOOR LOWER CROSS BAR	1.000	PC	0B1166A1	XEVC-0511-E EXT GLASS SUPPORT PROFILE	2.000	PC	0B1174A0	XEBC-04EU-E LEFT EXT DOOR COLUMN	1.000	PC	0B1218B0	MM BT DOUBLE GLASS DOOR UPPER CROSS BAR	1.000	PC	0B1219A1	MM DOUBLE GLASS DOOR INT UPPER BEAM 860	1.000	PC	CE1052A1	CABLE CONNECTION CONTROL - USB MM 750m	1.000	PC	CE1053B0	MM MICROFIT LED BAR POWER SUPPLY CABL	1.000	PC	CE1097A0	4M SIHF 4 POLES MICROFIT CANBUS	1.000	PC
Code	Description	Qty	UOM																																															
0B1107A1	XEVC-0511-E LEFT INT DOOR COLUMN	1.000	PC																																															
0B1108B1	XEVC-0511 DOOR EXTERNAL RIGHT COLUMN	1.000	PC																																															
0B1109A1	XEVC-0511-E RIGHT INT DOOR COLUMN	1.000	PC																																															
0B1126B0	MM BT DOOR LOWER CROSS BAR	1.000	PC																																															
0B1166A1	XEVC-0511-E EXT GLASS SUPPORT PROFILE	2.000	PC																																															
0B1174A0	XEBC-04EU-E LEFT EXT DOOR COLUMN	1.000	PC																																															
0B1218B0	MM BT DOUBLE GLASS DOOR UPPER CROSS BAR	1.000	PC																																															
0B1219A1	MM DOUBLE GLASS DOOR INT UPPER BEAM 860	1.000	PC																																															
CE1052A1	CABLE CONNECTION CONTROL - USB MM 750m	1.000	PC																																															
CE1053B0	MM MICROFIT LED BAR POWER SUPPLY CABL	1.000	PC																																															
CE1097A0	4M SIHF 4 POLES MICROFIT CANBUS	1.000	PC																																															




COMPONENT			SPARE PART																																																																						
Code	Description	Image	Code	Description	Kit components																																																																				
0B1109A	XEVC-0511-E RIGHT INT DOOR COLUMN		KDR1269B	BT-04 -M EXTERNAL RIGHT DOOR	<table><tr><th>Code</th><th>Description</th><th>Qty</th><th>UOM</th></tr><tr><td>CE1285A0</td><td>EMI ROUND FERRITE MOD.26438015 02</td><td>2.000</td><td>PC</td></tr><tr><td>LP1019A0</td><td>6 SERIES L200 LED LIGHT BAR - E415</td><td>1.000</td><td>PC</td></tr><tr><td>LP1025A0</td><td>L=415 LED LIGHT BAR COVER</td><td>1.000</td><td>PC</td></tr><tr><td>MG1099A1</td><td>MM COMPLETE HANDLE</td><td>1.000</td><td>PC</td></tr><tr><td>RC1200A0</td><td>ED=4 WIRE D.=0.5 COMPRESSIO N SPRING</td><td>4.000</td><td>PC</td></tr><tr><td>SL1170A1</td><td>S57 BLACK SILICON - 310ml CARTRIDGE</td><td>35.000</td><td>ML</td></tr><tr><td>SL1222A0</td><td>0511 EXTERNAL GLASS LATERAL SILICONE</td><td>4.000</td><td>PC</td></tr><tr><td>SL1229A0</td><td>BAKER EXTERNAL GLASS UPPER SILICONE</td><td>1.000</td><td>PC</td></tr><tr><td>VE1030A1</td><td>MAGNET FOR DOOR MICROSWITC H D=22,9mm</td><td>2.000</td><td>PC</td></tr><tr><td>VI0239A1</td><td>SELF-TAPPIN G SCREW 4.2X25 TCB+ INOX</td><td>4.000</td><td>PC</td></tr><tr><td>VI1074A0</td><td>4X16 SCREW FOR PLASTIC</td><td>2.000</td><td>PC</td></tr><tr><td>VI1103A0</td><td>40X12 TBSP SCREW FOR PLASTIC</td><td>4.000</td><td>PC</td></tr><tr><td>VI1220A1</td><td>4,2x12 TCB SELF-TAPPIN G SCREW</td><td>28.000</td><td>PC</td></tr><tr><td>VI1930A1</td><td>ST. STEEL 5X20 CHIP SCREW</td><td>16.000</td><td>PC</td></tr><tr><td>VI1996A0</td><td>M5x35 SCREW</td><td>13.000</td><td>PC</td></tr><tr><td>VI2037A1</td><td>40X8 TORX SHEETTRACS SELF-THREAD SCREW</td><td>6.000</td><td>PC</td></tr></table>	Code	Description	Qty	UOM	CE1285A0	EMI ROUND FERRITE MOD.26438015 02	2.000	PC	LP1019A0	6 SERIES L200 LED LIGHT BAR - E415	1.000	PC	LP1025A0	L=415 LED LIGHT BAR COVER	1.000	PC	MG1099A1	MM COMPLETE HANDLE	1.000	PC	RC1200A0	ED=4 WIRE D.=0.5 COMPRESSIO N SPRING	4.000	PC	SL1170A1	S57 BLACK SILICON - 310ml CARTRIDGE	35.000	ML	SL1222A0	0511 EXTERNAL GLASS LATERAL SILICONE	4.000	PC	SL1229A0	BAKER EXTERNAL GLASS UPPER SILICONE	1.000	PC	VE1030A1	MAGNET FOR DOOR MICROSWITC H D=22,9mm	2.000	PC	VI0239A1	SELF-TAPPIN G SCREW 4.2X25 TCB+ INOX	4.000	PC	VI1074A0	4X16 SCREW FOR PLASTIC	2.000	PC	VI1103A0	40X12 TBSP SCREW FOR PLASTIC	4.000	PC	VI1220A1	4,2x12 TCB SELF-TAPPIN G SCREW	28.000	PC	VI1930A1	ST. STEEL 5X20 CHIP SCREW	16.000	PC	VI1996A0	M5x35 SCREW	13.000	PC	VI2037A1	40X8 TORX SHEETTRACS SELF-THREAD SCREW	6.000	PC
					Code	Description	Qty	UOM																																																																	
					CE1285A0	EMI ROUND FERRITE MOD.26438015 02	2.000	PC																																																																	
					LP1019A0	6 SERIES L200 LED LIGHT BAR - E415	1.000	PC																																																																	
					LP1025A0	L=415 LED LIGHT BAR COVER	1.000	PC																																																																	
					MG1099A1	MM COMPLETE HANDLE	1.000	PC																																																																	
					RC1200A0	ED=4 WIRE D.=0.5 COMPRESSIO N SPRING	4.000	PC																																																																	
					SL1170A1	S57 BLACK SILICON - 310ml CARTRIDGE	35.000	ML																																																																	
					SL1222A0	0511 EXTERNAL GLASS LATERAL SILICONE	4.000	PC																																																																	
					SL1229A0	BAKER EXTERNAL GLASS UPPER SILICONE	1.000	PC																																																																	
					VE1030A1	MAGNET FOR DOOR MICROSWITC H D=22,9mm	2.000	PC																																																																	
					VI0239A1	SELF-TAPPIN G SCREW 4.2X25 TCB+ INOX	4.000	PC																																																																	
					VI1074A0	4X16 SCREW FOR PLASTIC	2.000	PC																																																																	
					VI1103A0	40X12 TBSP SCREW FOR PLASTIC	4.000	PC																																																																	
					VI1220A1	4,2x12 TCB SELF-TAPPIN G SCREW	28.000	PC																																																																	
VI1930A1	ST. STEEL 5X20 CHIP SCREW	16.000	PC																																																																						
VI1996A0	M5x35 SCREW	13.000	PC																																																																						
VI2037A1	40X8 TORX SHEETTRACS SELF-THREAD SCREW	6.000	PC																																																																						




COMPONENT			SPARE PART																																																																														
Code	Description	Image	Code	Description	Kit components																																																																												
OB1109A	XEVC-0511-E RIGHT		KDR1269B	BT-04 -M EXTERNAL RIGHT DOOR	<table><tr><th>Code</th><th>Description</th><th>Qty</th><th>UOM</th></tr><tr><td>VM1490A0</td><td>CHEFTOP/BAK ERTOP HANDLE SCREWS COVER</td><td>2.000</td><td>PC</td></tr><tr><td>VM1630A1</td><td>INTERNAL GLASS PUSHING CAP</td><td>3.000</td><td>PC</td></tr><tr><td>VM1631A0</td><td>PLUS INNER GLASS PUSHING CAP</td><td>3.000</td><td>PC</td></tr><tr><td>VM2259B0</td><td>VM2259B0</td><td>1.000</td><td>PC</td></tr><tr><td>VM2260B0</td><td>S6 LEFT UPPER CAP</td><td>1.000</td><td>PC</td></tr><tr><td>VM2261B0</td><td>MM -M DOOR RIGHT LOWER CAP</td><td>1.000</td><td>PC</td></tr><tr><td>VM2262B0</td><td>MM -M DOOR RIGHT UPPER CAP</td><td>1.000</td><td>PC</td></tr><tr><td>VM2267A0</td><td>INTERNAL GLASS LOCKING SYSTEM SLIDER</td><td>2.000</td><td>PC</td></tr><tr><td>VM2268A0</td><td>DOOR MAGNET COVER</td><td>2.000</td><td>PC</td></tr><tr><td>VM2269B0</td><td>INNER GLASS FIXING CAP</td><td>2.000</td><td>PC</td></tr><tr><td>VM2274A0</td><td>GROOVED BUSHING</td><td>1.000</td><td>PC</td></tr><tr><td>VM2275A0</td><td>SMOOTH BUSHING</td><td>1.000</td><td>PC</td></tr><tr><td>VM2285B0</td><td>860 SERIES DRIP PROFILE KIT</td><td>1.000</td><td>PC</td></tr><tr><td>VM2305A0</td><td>6 SERIES DOOR CAP FIXING PAWL</td><td>14.000</td><td>PC</td></tr><tr><td>VM2312A0</td><td>6 S. DRIP PROFILE DRAIN LEFT PIPE</td><td>1.000</td><td>PC</td></tr><tr><td>VM2314A0</td><td>6 S. DRIP PROFILE CAP</td><td>1.000</td><td>PC</td></tr><tr><td>VM2315B0</td><td>S6 INTERNAL GLASS SUPPORT</td><td>3.000</td><td>PC</td></tr><tr><td>VM2505B1</td><td>MM PLUS INTERNAL GLASS SUPPORT</td><td>3.000</td><td>PC</td></tr></table>	Code	Description	Qty	UOM	VM1490A0	CHEFTOP/BAK ERTOP HANDLE SCREWS COVER	2.000	PC	VM1630A1	INTERNAL GLASS PUSHING CAP	3.000	PC	VM1631A0	PLUS INNER GLASS PUSHING CAP	3.000	PC	VM2259B0	VM2259B0	1.000	PC	VM2260B0	S6 LEFT UPPER CAP	1.000	PC	VM2261B0	MM -M DOOR RIGHT LOWER CAP	1.000	PC	VM2262B0	MM -M DOOR RIGHT UPPER CAP	1.000	PC	VM2267A0	INTERNAL GLASS LOCKING SYSTEM SLIDER	2.000	PC	VM2268A0	DOOR MAGNET COVER	2.000	PC	VM2269B0	INNER GLASS FIXING CAP	2.000	PC	VM2274A0	GROOVED BUSHING	1.000	PC	VM2275A0	SMOOTH BUSHING	1.000	PC	VM2285B0	860 SERIES DRIP PROFILE KIT	1.000	PC	VM2305A0	6 SERIES DOOR CAP FIXING PAWL	14.000	PC	VM2312A0	6 S. DRIP PROFILE DRAIN LEFT PIPE	1.000	PC	VM2314A0	6 S. DRIP PROFILE CAP	1.000	PC	VM2315B0	S6 INTERNAL GLASS SUPPORT	3.000	PC	VM2505B1	MM PLUS INTERNAL GLASS SUPPORT	3.000	PC
	Code				Description	Qty	UOM																																																																										
VM1490A0	CHEFTOP/BAK ERTOP HANDLE SCREWS COVER	2.000	PC																																																																														
VM1630A1	INTERNAL GLASS PUSHING CAP	3.000	PC																																																																														
VM1631A0	PLUS INNER GLASS PUSHING CAP	3.000	PC																																																																														
VM2259B0	VM2259B0	1.000	PC																																																																														
VM2260B0	S6 LEFT UPPER CAP	1.000	PC																																																																														
VM2261B0	MM -M DOOR RIGHT LOWER CAP	1.000	PC																																																																														
VM2262B0	MM -M DOOR RIGHT UPPER CAP	1.000	PC																																																																														
VM2267A0	INTERNAL GLASS LOCKING SYSTEM SLIDER	2.000	PC																																																																														
VM2268A0	DOOR MAGNET COVER	2.000	PC																																																																														
VM2269B0	INNER GLASS FIXING CAP	2.000	PC																																																																														
VM2274A0	GROOVED BUSHING	1.000	PC																																																																														
VM2275A0	SMOOTH BUSHING	1.000	PC																																																																														
VM2285B0	860 SERIES DRIP PROFILE KIT	1.000	PC																																																																														
VM2305A0	6 SERIES DOOR CAP FIXING PAWL	14.000	PC																																																																														
VM2312A0	6 S. DRIP PROFILE DRAIN LEFT PIPE	1.000	PC																																																																														
VM2314A0	6 S. DRIP PROFILE CAP	1.000	PC																																																																														
VM2315B0	S6 INTERNAL GLASS SUPPORT	3.000	PC																																																																														
VM2505B1	MM PLUS INTERNAL GLASS SUPPORT	3.000	PC																																																																														




COMPONENT			SPARE PART																																							
Code	Description	Image	Code	Description	Kit components																																					
0B1109A	XEVC-0511-E RIGHT INT DOOR COLUMN		KDR1269B	BT-04 -M EXTERNAL RIGHT DOOR	<table><thead><tr><th>Code</th><th>Description</th><th>Qty</th><th>UOM</th></tr></thead><tbody><tr><td>VM2518A0</td><td>BOARD COOLING FAN SUPPORT</td><td>1.000</td><td>PC</td></tr><tr><td>VN1179A1</td><td>CONTROL BOARD 40x40x20mm 12V COOLING FAN</td><td>1.000</td><td>PC</td></tr><tr><td>VP1080A0</td><td>UPPER HINGE CAP FOR LOWER INNER GLASS</td><td>1.000</td><td>PC</td></tr><tr><td>VP1081A0</td><td>UPPER HINGE CAP FOR UPPER INNER GLASS</td><td>1.000</td><td>PC</td></tr><tr><td>VT1290A0</td><td>EXTERNAL GLASS XEBC-04EU-E</td><td>1.000</td><td>PC</td></tr></tbody></table>	Code	Description	Qty	UOM	VM2518A0	BOARD COOLING FAN SUPPORT	1.000	PC	VN1179A1	CONTROL BOARD 40x40x20mm 12V COOLING FAN	1.000	PC	VP1080A0	UPPER HINGE CAP FOR LOWER INNER GLASS	1.000	PC	VP1081A0	UPPER HINGE CAP FOR UPPER INNER GLASS	1.000	PC	VT1290A0	EXTERNAL GLASS XEBC-04EU-E	1.000	PC													
			Code	Description	Qty	UOM																																				
VM2518A0	BOARD COOLING FAN SUPPORT	1.000	PC																																							
VN1179A1	CONTROL BOARD 40x40x20mm 12V COOLING FAN	1.000	PC																																							
VP1080A0	UPPER HINGE CAP FOR LOWER INNER GLASS	1.000	PC																																							
VP1081A0	UPPER HINGE CAP FOR UPPER INNER GLASS	1.000	PC																																							
VT1290A0	EXTERNAL GLASS XEBC-04EU-E	1.000	PC																																							
KDR1269A	BT-04 EXTERNAL RIGHT DOOR	<table><thead><tr><th>Code</th><th>Description</th><th>Qty</th><th>UOM</th></tr></thead><tbody><tr><td>0B1107A1</td><td>XEVC-0511-E LEFT INT DOOR COLUM</td><td>1.000</td><td>PC</td></tr><tr><td>0B1108B1</td><td>XEVC-0511 DOOR EXTERNAL RIGHT COLUM</td><td>1.000</td><td>PC</td></tr><tr><td>0B1109A1</td><td>XEVC-0511-E RIGHT INT DOOR COLUM</td><td>1.000</td><td>PC</td></tr><tr><td>0B1126A1</td><td>MM BT DOOR LOWER CROSS BAR</td><td>1.000</td><td>PC</td></tr><tr><td>0B1166A1</td><td>XEVC-0511-E EXT GLASS SUPPORT PROFILE</td><td>2.000</td><td>PC</td></tr><tr><td>0B1174A0</td><td>XEBC-04EU-E LEFT EXT DOOR COLUM</td><td>1.000</td><td>PC</td></tr><tr><td>0B1218A1</td><td>MM BT DOUBLE GLASS DOOR UPPER CROSS BAR</td><td>1.000</td><td>PC</td></tr><tr><td>0B1219A1</td><td>MM DOUBLE GLASS DOOR INT UPPER BEAM 860</td><td>1.000</td><td>PC</td></tr><tr><td>CE1052A1</td><td>CABLE CONNECTION CONTROL - USB MM 750m</td><td>1.000</td><td>PC</td></tr></tbody></table>	Code	Description	Qty	UOM	0B1107A1	XEVC-0511-E LEFT INT DOOR COLUM	1.000	PC	0B1108B1	XEVC-0511 DOOR EXTERNAL RIGHT COLUM	1.000	PC	0B1109A1	XEVC-0511-E RIGHT INT DOOR COLUM	1.000	PC	0B1126A1	MM BT DOOR LOWER CROSS BAR	1.000	PC	0B1166A1	XEVC-0511-E EXT GLASS SUPPORT PROFILE	2.000	PC	0B1174A0	XEBC-04EU-E LEFT EXT DOOR COLUM	1.000	PC	0B1218A1	MM BT DOUBLE GLASS DOOR UPPER CROSS BAR	1.000	PC	0B1219A1	MM DOUBLE GLASS DOOR INT UPPER BEAM 860	1.000	PC	CE1052A1	CABLE CONNECTION CONTROL - USB MM 750m	1.000	PC
Code	Description	Qty	UOM																																							
0B1107A1	XEVC-0511-E LEFT INT DOOR COLUM	1.000	PC																																							
0B1108B1	XEVC-0511 DOOR EXTERNAL RIGHT COLUM	1.000	PC																																							
0B1109A1	XEVC-0511-E RIGHT INT DOOR COLUM	1.000	PC																																							
0B1126A1	MM BT DOOR LOWER CROSS BAR	1.000	PC																																							
0B1166A1	XEVC-0511-E EXT GLASS SUPPORT PROFILE	2.000	PC																																							
0B1174A0	XEBC-04EU-E LEFT EXT DOOR COLUM	1.000	PC																																							
0B1218A1	MM BT DOUBLE GLASS DOOR UPPER CROSS BAR	1.000	PC																																							
0B1219A1	MM DOUBLE GLASS DOOR INT UPPER BEAM 860	1.000	PC																																							
CE1052A1	CABLE CONNECTION CONTROL - USB MM 750m	1.000	PC																																							




COMPONENT			SPARE PART																																																																						
Code	Description	Image	Code	Description	Kit components																																																																				
OB1109A	XEVC-0511-E RIGHT INT DOOR COLUMN		KDR1269A	BT-04 EXTERNAL RIGHT DOOR	<table><tr><th>Code</th><th>Description</th><th>Qty</th><th>UOM</th></tr><tr><td>CE1053B0</td><td>MM MICROFIT LED BAR POWER SUPPLY CABL</td><td>1.000</td><td>PC</td></tr><tr><td>CE1285A0</td><td>EMI ROUND FERRITE MOD.26438015 02</td><td>1.000</td><td>PC</td></tr><tr><td>CE1290A0</td><td>EXTRACTABL E FEMALE TERMINAL CPF 5/4</td><td>1.000</td><td>PC</td></tr><tr><td>CE1310A1</td><td>POWER - CONTROL BOARD CONNECTING CABLE</td><td>1.000</td><td>PC</td></tr><tr><td>LP1019A0</td><td>6 SERIES L200 LED LIGHT BAR - E415</td><td>1.000</td><td>PC</td></tr><tr><td>LP1025A0</td><td>L=415 LED LIGHT BAR COVER</td><td>1.000</td><td>PC</td></tr><tr><td>MG1083A2</td><td>MM COMPLETE HANDLE</td><td>1.000</td><td>PC</td></tr><tr><td>SL1170A1</td><td>S57 BLACK SILICON - 310ml CARTRIDGE</td><td>30.000</td><td>ML</td></tr><tr><td>VE1030A1</td><td>MAGNET FOR DOOR MICROSWITC H D=22.9mm</td><td>2.000</td><td>PC</td></tr><tr><td>VI1147A0</td><td>5X25 STAINLESS STEEL SCREW</td><td>16.000</td><td>PC</td></tr><tr><td>VI1220A1</td><td>4,2x12 TCB SELF-TAPPIN G SCREW</td><td>25.000</td><td>PC</td></tr><tr><td>VI1996A0</td><td>M5x35 SCREW</td><td>13.000</td><td>PC</td></tr><tr><td>VM1630A1</td><td>INTERNAL GLASS PUSHING CAP</td><td>3.000</td><td>PC</td></tr><tr><td>VM1631A0</td><td>PLUS INNER GLASS PUSHING CAP</td><td>2.000</td><td>PC</td></tr><tr><td>VM2259A1</td><td>6 SERIES DOOR LOWER LEFT CAP</td><td>1.000</td><td>PC</td></tr><tr><td>VM2260A1</td><td>6 SERIES DOOR UPPER LEFT CAP</td><td>1.000</td><td>PC</td></tr></table>	Code	Description	Qty	UOM	CE1053B0	MM MICROFIT LED BAR POWER SUPPLY CABL	1.000	PC	CE1285A0	EMI ROUND FERRITE MOD.26438015 02	1.000	PC	CE1290A0	EXTRACTABL E FEMALE TERMINAL CPF 5/4	1.000	PC	CE1310A1	POWER - CONTROL BOARD CONNECTING CABLE	1.000	PC	LP1019A0	6 SERIES L200 LED LIGHT BAR - E415	1.000	PC	LP1025A0	L=415 LED LIGHT BAR COVER	1.000	PC	MG1083A2	MM COMPLETE HANDLE	1.000	PC	SL1170A1	S57 BLACK SILICON - 310ml CARTRIDGE	30.000	ML	VE1030A1	MAGNET FOR DOOR MICROSWITC H D=22.9mm	2.000	PC	VI1147A0	5X25 STAINLESS STEEL SCREW	16.000	PC	VI1220A1	4,2x12 TCB SELF-TAPPIN G SCREW	25.000	PC	VI1996A0	M5x35 SCREW	13.000	PC	VM1630A1	INTERNAL GLASS PUSHING CAP	3.000	PC	VM1631A0	PLUS INNER GLASS PUSHING CAP	2.000	PC	VM2259A1	6 SERIES DOOR LOWER LEFT CAP	1.000	PC	VM2260A1	6 SERIES DOOR UPPER LEFT CAP	1.000	PC
					Code	Description	Qty	UOM																																																																	
					CE1053B0	MM MICROFIT LED BAR POWER SUPPLY CABL	1.000	PC																																																																	
					CE1285A0	EMI ROUND FERRITE MOD.26438015 02	1.000	PC																																																																	
					CE1290A0	EXTRACTABL E FEMALE TERMINAL CPF 5/4	1.000	PC																																																																	
					CE1310A1	POWER - CONTROL BOARD CONNECTING CABLE	1.000	PC																																																																	
					LP1019A0	6 SERIES L200 LED LIGHT BAR - E415	1.000	PC																																																																	
					LP1025A0	L=415 LED LIGHT BAR COVER	1.000	PC																																																																	
					MG1083A2	MM COMPLETE HANDLE	1.000	PC																																																																	
					SL1170A1	S57 BLACK SILICON - 310ml CARTRIDGE	30.000	ML																																																																	
					VE1030A1	MAGNET FOR DOOR MICROSWITC H D=22.9mm	2.000	PC																																																																	
					VI1147A0	5X25 STAINLESS STEEL SCREW	16.000	PC																																																																	
					VI1220A1	4,2x12 TCB SELF-TAPPIN G SCREW	25.000	PC																																																																	
					VI1996A0	M5x35 SCREW	13.000	PC																																																																	
					VM1630A1	INTERNAL GLASS PUSHING CAP	3.000	PC																																																																	
VM1631A0	PLUS INNER GLASS PUSHING CAP	2.000	PC																																																																						
VM2259A1	6 SERIES DOOR LOWER LEFT CAP	1.000	PC																																																																						
VM2260A1	6 SERIES DOOR UPPER LEFT CAP	1.000	PC																																																																						




COMPONENT			SPARE PART																																																																										
Code	Description	Image	Code	Description	Kit components																																																																								
0B1109A	XEVC-0511-E RIGHT INT DOOR COLUMN		KDR1269A	BT-04 EXTERNAL RIGHT DOOR	<table><tr><th>Code</th><th>Description</th><th>Qty</th><th>UOM</th></tr><tr><td>VM2261A1</td><td>MM DOOR LOWER RIGHT CAP</td><td>1.000</td><td>PC</td></tr><tr><td>VM2262A1</td><td>MM DOOR UPPER RIGHT CAP</td><td>1.000</td><td>PC</td></tr><tr><td>VM2267A0</td><td>INTERNAL GLASS LOCKING SYSTEM SLIDER</td><td>2.000</td><td>PC</td></tr><tr><td>VM2268A0</td><td>DOOR MAGNET COVER</td><td>2.000</td><td>PC</td></tr><tr><td>VM2269A0</td><td>INTERNAL GLASS LOCKING SYSTEM CAP</td><td>2.000</td><td>PC</td></tr><tr><td>VM2274A0</td><td>GROOVED BUSHING</td><td>1.000</td><td>PC</td></tr><tr><td>VM2275A0</td><td>SMOOTH BUSHING</td><td>1.000</td><td>PC</td></tr><tr><td>VM2285A0</td><td>860 SERIES DRIP PROFILE</td><td>1.000</td><td>PC</td></tr><tr><td>VM2305A0</td><td>6 SERIES DOOR CAP FIXING PAWL</td><td>14.000</td><td>PC</td></tr><tr><td>VM2312A0</td><td>6 S. DRIP PROFILE DRAIN LEFT PIPE</td><td>1.000</td><td>PC</td></tr><tr><td>VM2313A0</td><td>TUBE DX DISCHARGE DRIP MM</td><td>1.000</td><td>PC</td></tr><tr><td>VM2314A0</td><td>6 S. DRIP PROFILE CAP</td><td>1.000</td><td>PC</td></tr><tr><td>VM2315A0</td><td>MIND.Maps INTERNAL GLASS CAP SUPPORT</td><td>3.000</td><td>PC</td></tr><tr><td>VM2505A0</td><td>MM PLUS INTERNAL GLASS SUPPORT</td><td>2.000</td><td>PC</td></tr><tr><td>VM2518A0</td><td>BOARD COOLING FAN SUPPORT</td><td>1.000</td><td>PC</td></tr><tr><td>VN1179A1</td><td>CONTROL BOARD 40x40x20mm 12V COOLING FAN</td><td>1.000</td><td>PC</td></tr><tr><td>VT1290A0</td><td>EXTERNAL GLASS XEBC-04EU-E</td><td>1.000</td><td>PC</td></tr></table>	Code	Description	Qty	UOM	VM2261A1	MM DOOR LOWER RIGHT CAP	1.000	PC	VM2262A1	MM DOOR UPPER RIGHT CAP	1.000	PC	VM2267A0	INTERNAL GLASS LOCKING SYSTEM SLIDER	2.000	PC	VM2268A0	DOOR MAGNET COVER	2.000	PC	VM2269A0	INTERNAL GLASS LOCKING SYSTEM CAP	2.000	PC	VM2274A0	GROOVED BUSHING	1.000	PC	VM2275A0	SMOOTH BUSHING	1.000	PC	VM2285A0	860 SERIES DRIP PROFILE	1.000	PC	VM2305A0	6 SERIES DOOR CAP FIXING PAWL	14.000	PC	VM2312A0	6 S. DRIP PROFILE DRAIN LEFT PIPE	1.000	PC	VM2313A0	TUBE DX DISCHARGE DRIP MM	1.000	PC	VM2314A0	6 S. DRIP PROFILE CAP	1.000	PC	VM2315A0	MIND.Maps INTERNAL GLASS CAP SUPPORT	3.000	PC	VM2505A0	MM PLUS INTERNAL GLASS SUPPORT	2.000	PC	VM2518A0	BOARD COOLING FAN SUPPORT	1.000	PC	VN1179A1	CONTROL BOARD 40x40x20mm 12V COOLING FAN	1.000	PC	VT1290A0	EXTERNAL GLASS XEBC-04EU-E	1.000	PC
					Code	Description	Qty	UOM																																																																					
					VM2261A1	MM DOOR LOWER RIGHT CAP	1.000	PC																																																																					
					VM2262A1	MM DOOR UPPER RIGHT CAP	1.000	PC																																																																					
					VM2267A0	INTERNAL GLASS LOCKING SYSTEM SLIDER	2.000	PC																																																																					
					VM2268A0	DOOR MAGNET COVER	2.000	PC																																																																					
					VM2269A0	INTERNAL GLASS LOCKING SYSTEM CAP	2.000	PC																																																																					
					VM2274A0	GROOVED BUSHING	1.000	PC																																																																					
					VM2275A0	SMOOTH BUSHING	1.000	PC																																																																					
					VM2285A0	860 SERIES DRIP PROFILE	1.000	PC																																																																					
					VM2305A0	6 SERIES DOOR CAP FIXING PAWL	14.000	PC																																																																					
					VM2312A0	6 S. DRIP PROFILE DRAIN LEFT PIPE	1.000	PC																																																																					
					VM2313A0	TUBE DX DISCHARGE DRIP MM	1.000	PC																																																																					
					VM2314A0	6 S. DRIP PROFILE CAP	1.000	PC																																																																					
					VM2315A0	MIND.Maps INTERNAL GLASS CAP SUPPORT	3.000	PC																																																																					
					VM2505A0	MM PLUS INTERNAL GLASS SUPPORT	2.000	PC																																																																					
					VM2518A0	BOARD COOLING FAN SUPPORT	1.000	PC																																																																					
VN1179A1	CONTROL BOARD 40x40x20mm 12V COOLING FAN	1.000	PC																																																																										
VT1290A0	EXTERNAL GLASS XEBC-04EU-E	1.000	PC																																																																										




COMPONENT			SPARE PART																																																																		
Code	Description	Image	Code	Description	Kit components																																																																
0B1109A	XEVC-0511-E RIGHT INT DOOR COLUMN		KDR1261B	0511 -M RIGHT EXTERNAL DOOR	<table><tr><th>Code</th><th>Description</th><th>Qty</th><th>UOM</th></tr><tr><td>0B1106A0</td><td>XEVC-0511-E DOOR EXTERNAL LEFT COLUMN</td><td>1.000</td><td>PC</td></tr><tr><td>0B1107A1</td><td>XEVC-0511-E LEFT INT DOOR COLUM</td><td>1.000</td><td>PC</td></tr><tr><td>0B1108B1</td><td>XEVC-0511 DOOR EXTERNAL RIGHT COLUM</td><td>1.000</td><td>PC</td></tr><tr><td>0B1109A1</td><td>XEVC-0511-E RIGHT INT DOOR COLUM</td><td>1.000</td><td>PC</td></tr><tr><td>0B1122B0</td><td>MM CT DOOR LOWER CROSS BAR</td><td>1.000</td><td>PC</td></tr><tr><td>0B1166A1</td><td>XEVC-0511-E EXT GLASS SUPPORT PROFILE</td><td>2.000</td><td>PC</td></tr><tr><td>0B1216B0</td><td>MM CT DOUBLE GLASS DOOR UPPER CROSS BAR</td><td>1.000</td><td>PC</td></tr><tr><td>0B1217A1</td><td>MM DOUBLE GLASS DOOR INT UPPER BEAM 750</td><td>1.000</td><td>PC</td></tr><tr><td>CE1052A1</td><td>CABLE CONNECTION CONTROL - USB MM 750m</td><td>1.000</td><td>PC</td></tr><tr><td>CE1053B0</td><td>MM MICROFIT LED BAR POWER SUPPLY CABL</td><td>1.000</td><td>PC</td></tr><tr><td>CE1096A0</td><td>4 POLES MICROFIT 3 M BUS CABLE</td><td>1.000</td><td>PC</td></tr><tr><td>CE1285A0</td><td>EMI ROUND FERRITE MOD.26438015 02</td><td>2.000</td><td>PC</td></tr><tr><td>GN1525A0</td><td>O-RING INT DIAM 9,5 THK 1 NBR 70</td><td>1.000</td><td>PC</td></tr><tr><td>LP1019A0</td><td>6 SERIES L200 LED LIGHT BAR - E415</td><td>1.000</td><td>PC</td></tr><tr><td>LP1025A0</td><td>L=415 LED LIGHT BAR COVER</td><td>1.000</td><td>PC</td></tr></table>	Code	Description	Qty	UOM	0B1106A0	XEVC-0511-E DOOR EXTERNAL LEFT COLUMN	1.000	PC	0B1107A1	XEVC-0511-E LEFT INT DOOR COLUM	1.000	PC	0B1108B1	XEVC-0511 DOOR EXTERNAL RIGHT COLUM	1.000	PC	0B1109A1	XEVC-0511-E RIGHT INT DOOR COLUM	1.000	PC	0B1122B0	MM CT DOOR LOWER CROSS BAR	1.000	PC	0B1166A1	XEVC-0511-E EXT GLASS SUPPORT PROFILE	2.000	PC	0B1216B0	MM CT DOUBLE GLASS DOOR UPPER CROSS BAR	1.000	PC	0B1217A1	MM DOUBLE GLASS DOOR INT UPPER BEAM 750	1.000	PC	CE1052A1	CABLE CONNECTION CONTROL - USB MM 750m	1.000	PC	CE1053B0	MM MICROFIT LED BAR POWER SUPPLY CABL	1.000	PC	CE1096A0	4 POLES MICROFIT 3 M BUS CABLE	1.000	PC	CE1285A0	EMI ROUND FERRITE MOD.26438015 02	2.000	PC	GN1525A0	O-RING INT DIAM 9,5 THK 1 NBR 70	1.000	PC	LP1019A0	6 SERIES L200 LED LIGHT BAR - E415	1.000	PC	LP1025A0	L=415 LED LIGHT BAR COVER	1.000	PC
Code	Description	Qty	UOM																																																																		
0B1106A0	XEVC-0511-E DOOR EXTERNAL LEFT COLUMN	1.000	PC																																																																		
0B1107A1	XEVC-0511-E LEFT INT DOOR COLUM	1.000	PC																																																																		
0B1108B1	XEVC-0511 DOOR EXTERNAL RIGHT COLUM	1.000	PC																																																																		
0B1109A1	XEVC-0511-E RIGHT INT DOOR COLUM	1.000	PC																																																																		
0B1122B0	MM CT DOOR LOWER CROSS BAR	1.000	PC																																																																		
0B1166A1	XEVC-0511-E EXT GLASS SUPPORT PROFILE	2.000	PC																																																																		
0B1216B0	MM CT DOUBLE GLASS DOOR UPPER CROSS BAR	1.000	PC																																																																		
0B1217A1	MM DOUBLE GLASS DOOR INT UPPER BEAM 750	1.000	PC																																																																		
CE1052A1	CABLE CONNECTION CONTROL - USB MM 750m	1.000	PC																																																																		
CE1053B0	MM MICROFIT LED BAR POWER SUPPLY CABL	1.000	PC																																																																		
CE1096A0	4 POLES MICROFIT 3 M BUS CABLE	1.000	PC																																																																		
CE1285A0	EMI ROUND FERRITE MOD.26438015 02	2.000	PC																																																																		
GN1525A0	O-RING INT DIAM 9,5 THK 1 NBR 70	1.000	PC																																																																		
LP1019A0	6 SERIES L200 LED LIGHT BAR - E415	1.000	PC																																																																		
LP1025A0	L=415 LED LIGHT BAR COVER	1.000	PC																																																																		




COMPONENT			SPARE PART																																																																		
Code	Description	Image	Code	Description	Kit components																																																																
0B1109A	XEVC-0511-E RIGHT INT DOOR COLUMN		KDR1261B	0511 -M RIGHT EXTERNAL DOOR	<table><tr><th>Code</th><th>Description</th><th>Qty</th><th>UOM</th></tr><tr><td>MG1099A1</td><td>MM COMPLETE HANDLE</td><td>1.000</td><td>PC</td></tr><tr><td>RC1200A0</td><td>ED=4 WIRE D.=0.5 COMPRESSIO N SPRING</td><td>4.000</td><td>PC</td></tr><tr><td>SL1170A1</td><td>S57 BLACK SILICON - 310ml CARTRIDGE</td><td>30.000</td><td>ML</td></tr><tr><td>SL1221A0</td><td>GN1/1 EXTERNAL GLASS UPPER SILICONE</td><td>1.000</td><td>PC</td></tr><tr><td>SL1222A0</td><td>0511 EXTERNAL GLASS LATERAL SILICONE</td><td>4.000</td><td>PC</td></tr><tr><td>VE1030A1</td><td>MAGNET FOR DOOR MICROSWITC H D=22,9mm</td><td>2.000</td><td>PC</td></tr><tr><td>VI0239A1</td><td>SELF-TAPPIN G SCREW 4.2X25 TCB+ INOX</td><td>4.000</td><td>PC</td></tr><tr><td>VI1034A0</td><td>STAINLESS STEEL WASHER 8.4x16x1</td><td>1.000</td><td>PC</td></tr><tr><td>VI1074A0</td><td>4X16 SCREW FOR PLASTIC</td><td>2.000</td><td>PC</td></tr><tr><td>VI1103A0</td><td>40X12 TBSP SCREW FOR PLASTIC</td><td>2.000</td><td>PC</td></tr><tr><td>VI1220A1</td><td>4,2x12 TCB SELF-TAPPIN G SCREW</td><td>26.000</td><td>PC</td></tr><tr><td>VI1930A1</td><td>ST. STEEL 5X20 CHIP SCREW</td><td>16.000</td><td>PC</td></tr><tr><td>VI1996A0</td><td>M5x35 SCREW</td><td>13.000</td><td>PC</td></tr><tr><td>VI2037A1</td><td>40X8 TORX SHEETTRACS SELF-THREAD SCREW</td><td>6.000</td><td>PC</td></tr><tr><td>VM1490A0</td><td>CHEFTOP/BAK ERTOP HANDLE SCREWS COVER</td><td>2.000</td><td>PC</td></tr></table>	Code	Description	Qty	UOM	MG1099A1	MM COMPLETE HANDLE	1.000	PC	RC1200A0	ED=4 WIRE D.=0.5 COMPRESSIO N SPRING	4.000	PC	SL1170A1	S57 BLACK SILICON - 310ml CARTRIDGE	30.000	ML	SL1221A0	GN1/1 EXTERNAL GLASS UPPER SILICONE	1.000	PC	SL1222A0	0511 EXTERNAL GLASS LATERAL SILICONE	4.000	PC	VE1030A1	MAGNET FOR DOOR MICROSWITC H D=22,9mm	2.000	PC	VI0239A1	SELF-TAPPIN G SCREW 4.2X25 TCB+ INOX	4.000	PC	VI1034A0	STAINLESS STEEL WASHER 8.4x16x1	1.000	PC	VI1074A0	4X16 SCREW FOR PLASTIC	2.000	PC	VI1103A0	40X12 TBSP SCREW FOR PLASTIC	2.000	PC	VI1220A1	4,2x12 TCB SELF-TAPPIN G SCREW	26.000	PC	VI1930A1	ST. STEEL 5X20 CHIP SCREW	16.000	PC	VI1996A0	M5x35 SCREW	13.000	PC	VI2037A1	40X8 TORX SHEETTRACS SELF-THREAD SCREW	6.000	PC	VM1490A0	CHEFTOP/BAK ERTOP HANDLE SCREWS COVER	2.000	PC
					Code	Description	Qty	UOM																																																													
					MG1099A1	MM COMPLETE HANDLE	1.000	PC																																																													
					RC1200A0	ED=4 WIRE D.=0.5 COMPRESSIO N SPRING	4.000	PC																																																													
					SL1170A1	S57 BLACK SILICON - 310ml CARTRIDGE	30.000	ML																																																													
					SL1221A0	GN1/1 EXTERNAL GLASS UPPER SILICONE	1.000	PC																																																													
					SL1222A0	0511 EXTERNAL GLASS LATERAL SILICONE	4.000	PC																																																													
					VE1030A1	MAGNET FOR DOOR MICROSWITC H D=22,9mm	2.000	PC																																																													
					VI0239A1	SELF-TAPPIN G SCREW 4.2X25 TCB+ INOX	4.000	PC																																																													
					VI1034A0	STAINLESS STEEL WASHER 8.4x16x1	1.000	PC																																																													
					VI1074A0	4X16 SCREW FOR PLASTIC	2.000	PC																																																													
					VI1103A0	40X12 TBSP SCREW FOR PLASTIC	2.000	PC																																																													
					VI1220A1	4,2x12 TCB SELF-TAPPIN G SCREW	26.000	PC																																																													
					VI1930A1	ST. STEEL 5X20 CHIP SCREW	16.000	PC																																																													
					VI1996A0	M5x35 SCREW	13.000	PC																																																													
VI2037A1	40X8 TORX SHEETTRACS SELF-THREAD SCREW	6.000	PC																																																																		
VM1490A0	CHEFTOP/BAK ERTOP HANDLE SCREWS COVER	2.000	PC																																																																		




COMPONENT			SPARE PART																																																																														
Code	Description	Image	Code	Description	Kit components																																																																												
OB1109A	XEVC-0511-E RIGHT		KDR1261B	0511 -M RIGHT	<table><thead><tr><th>Code</th><th>Description</th><th>Qty</th><th>UOM</th></tr></thead><tbody><tr><td>VM1630A1</td><td>INTERNAL GLASS PUSHING CAP</td><td>3.000</td><td>PC</td></tr><tr><td>VM1631A0</td><td>PLUS INNER GLASS PUSHING CAP</td><td>3.000</td><td>PC</td></tr><tr><td>VM2259B0</td><td>VM2259B0</td><td>1.000</td><td>PC</td></tr><tr><td>VM2260B0</td><td>S6 LEFT UPPER CAP</td><td>1.000</td><td>PC</td></tr><tr><td>VM2261B0</td><td>MM -M DOOR RIGHT LOWER CAP</td><td>1.000</td><td>PC</td></tr><tr><td>VM2262B0</td><td>MM -M DOOR RIGHT UPPER CAP</td><td>1.000</td><td>PC</td></tr><tr><td>VM2267A0</td><td>INTERNAL GLASS LOCKING SYSTEM SLIDER</td><td>2.000</td><td>PC</td></tr><tr><td>VM2268A0</td><td>DOOR MAGNET COVER</td><td>2.000</td><td>PC</td></tr><tr><td>VM2269B0</td><td>INNER GLASS FIXING CAP</td><td>2.000</td><td>PC</td></tr><tr><td>VM2274A0</td><td>GROOVED BUSHING</td><td>1.000</td><td>PC</td></tr><tr><td>VM2275A0</td><td>SMOOTH BUSHING</td><td>1.000</td><td>PC</td></tr><tr><td>VM2284B0</td><td>750 SERIES DRIP PROFILE KIT</td><td>1.000</td><td>PC</td></tr><tr><td>VM2305A0</td><td>6 SERIES DOOR CAP FIXING PAWL</td><td>14.000</td><td>PC</td></tr><tr><td>VM2312A0</td><td>6 S. DRIP PROFILE DRAIN LEFT PIPE</td><td>1.000</td><td>PC</td></tr><tr><td>VM2314A0</td><td>6 S. DRIP PROFILE CAP</td><td>1.000</td><td>PC</td></tr><tr><td>VM2315B0</td><td>S6 INTERNAL GLASS SUPPORT</td><td>3.000</td><td>PC</td></tr><tr><td>VM2505B1</td><td>MM PLUS INTERNAL GLASS SUPPORT</td><td>3.000</td><td>PC</td></tr><tr><td>VP1080A0</td><td>UPPER HINGE CAP FOR LOWER INNER GLASS</td><td>1.000</td><td>PC</td></tr></tbody></table>	Code	Description	Qty	UOM	VM1630A1	INTERNAL GLASS PUSHING CAP	3.000	PC	VM1631A0	PLUS INNER GLASS PUSHING CAP	3.000	PC	VM2259B0	VM2259B0	1.000	PC	VM2260B0	S6 LEFT UPPER CAP	1.000	PC	VM2261B0	MM -M DOOR RIGHT LOWER CAP	1.000	PC	VM2262B0	MM -M DOOR RIGHT UPPER CAP	1.000	PC	VM2267A0	INTERNAL GLASS LOCKING SYSTEM SLIDER	2.000	PC	VM2268A0	DOOR MAGNET COVER	2.000	PC	VM2269B0	INNER GLASS FIXING CAP	2.000	PC	VM2274A0	GROOVED BUSHING	1.000	PC	VM2275A0	SMOOTH BUSHING	1.000	PC	VM2284B0	750 SERIES DRIP PROFILE KIT	1.000	PC	VM2305A0	6 SERIES DOOR CAP FIXING PAWL	14.000	PC	VM2312A0	6 S. DRIP PROFILE DRAIN LEFT PIPE	1.000	PC	VM2314A0	6 S. DRIP PROFILE CAP	1.000	PC	VM2315B0	S6 INTERNAL GLASS SUPPORT	3.000	PC	VM2505B1	MM PLUS INTERNAL GLASS SUPPORT	3.000	PC	VP1080A0	UPPER HINGE CAP FOR LOWER INNER GLASS	1.000	PC
	Code			Description	Qty	UOM																																																																											
VM1630A1	INTERNAL GLASS PUSHING CAP	3.000	PC																																																																														
VM1631A0	PLUS INNER GLASS PUSHING CAP	3.000	PC																																																																														
VM2259B0	VM2259B0	1.000	PC																																																																														
VM2260B0	S6 LEFT UPPER CAP	1.000	PC																																																																														
VM2261B0	MM -M DOOR RIGHT LOWER CAP	1.000	PC																																																																														
VM2262B0	MM -M DOOR RIGHT UPPER CAP	1.000	PC																																																																														
VM2267A0	INTERNAL GLASS LOCKING SYSTEM SLIDER	2.000	PC																																																																														
VM2268A0	DOOR MAGNET COVER	2.000	PC																																																																														
VM2269B0	INNER GLASS FIXING CAP	2.000	PC																																																																														
VM2274A0	GROOVED BUSHING	1.000	PC																																																																														
VM2275A0	SMOOTH BUSHING	1.000	PC																																																																														
VM2284B0	750 SERIES DRIP PROFILE KIT	1.000	PC																																																																														
VM2305A0	6 SERIES DOOR CAP FIXING PAWL	14.000	PC																																																																														
VM2312A0	6 S. DRIP PROFILE DRAIN LEFT PIPE	1.000	PC																																																																														
VM2314A0	6 S. DRIP PROFILE CAP	1.000	PC																																																																														
VM2315B0	S6 INTERNAL GLASS SUPPORT	3.000	PC																																																																														
VM2505B1	MM PLUS INTERNAL GLASS SUPPORT	3.000	PC																																																																														
VP1080A0	UPPER HINGE CAP FOR LOWER INNER GLASS	1.000	PC																																																																														
	INT DOOR COLUMN			EXTERNAL DOOR																																																																													




COMPONENT			SPARE PART																																																			
Code	Description	Image	Code	Description	Kit components																																																	
0B1109A	XEVC-0511-E RIGHT INT DOOR COLUMN		KDR1261B	0511 -M RIGHT EXTERNAL DOOR	<table><tr><th>Code</th><th>Description</th><th>Qty</th><th>UOM</th></tr><tr><td>VP1081A0</td><td>UPPER HINGE CAP FOR UPPER INNER GLASS</td><td>1.000</td><td>PC</td></tr><tr><td>VT1276A0</td><td>XEVC-0511-E DOOR EXTERNAL GLASS</td><td>1.000</td><td>PC</td></tr></table>	Code	Description	Qty	UOM	VP1081A0	UPPER HINGE CAP FOR UPPER INNER GLASS	1.000	PC	VT1276A0	XEVC-0511-E DOOR EXTERNAL GLASS	1.000	PC																																					
			Code	Description	Qty	UOM																																																
VP1081A0	UPPER HINGE CAP FOR UPPER INNER GLASS	1.000	PC																																																			
VT1276A0	XEVC-0511-E DOOR EXTERNAL GLASS	1.000	PC																																																			
KDR1261A	0511 RIGHT EXTERNAL DOOR	<table><tr><th>Code</th><th>Description</th><th>Qty</th><th>UOM</th></tr><tr><td>0B1106A0</td><td>XEVC-0511-E DOOR EXTERNAL LEFT COLUMN</td><td>1.000</td><td>PC</td></tr><tr><td>0B1107A1</td><td>XEVC-0511-E LEFT INT DOOR COLUM</td><td>1.000</td><td>PC</td></tr><tr><td>0B1108B1</td><td>XEVC-0511 DOOR EXTERNAL RIGHT COLUM</td><td>1.000</td><td>PC</td></tr><tr><td>0B1109A1</td><td>XEVC-0511-E RIGHT INT DOOR COLUM</td><td>1.000</td><td>PC</td></tr><tr><td>0B1122A1</td><td>750MM DOOR LOWER FRAME SHAPE</td><td>1.000</td><td>PC</td></tr><tr><td>0B1166A1</td><td>XEVC-0511-E EXT GLASS SUPPORT PROFILE</td><td>2.000</td><td>PC</td></tr><tr><td>0B1216A1</td><td>MM CT DOUBLE GLASS DOOR UPPER BEAM</td><td>1.000</td><td>PC</td></tr><tr><td>0B1217A1</td><td>MM DOUBLE GLASS DOOR INT UPPER BEAM 750</td><td>1.000</td><td>PC</td></tr><tr><td>CE1052A1</td><td>CABLE CONNECTION CONTROL - USB MM 750m</td><td>1.000</td><td>PC</td></tr><tr><td>CE1053B0</td><td>MM MICROFIT LED BAR POWER SUPPLY CABL</td><td>1.000</td><td>PC</td></tr><tr><td>CE1275A0</td><td>3M POWER - CONTROL CONNECTION CABLE</td><td>1.000</td><td>PC</td></tr><tr><td>CE1285A0</td><td>EMI ROUND FERRITE MOD.26438015 02</td><td>1.000</td><td>PC</td></tr></table>	Code	Description	Qty	UOM	0B1106A0	XEVC-0511-E DOOR EXTERNAL LEFT COLUMN	1.000	PC	0B1107A1	XEVC-0511-E LEFT INT DOOR COLUM	1.000	PC	0B1108B1	XEVC-0511 DOOR EXTERNAL RIGHT COLUM	1.000	PC	0B1109A1	XEVC-0511-E RIGHT INT DOOR COLUM	1.000	PC	0B1122A1	750MM DOOR LOWER FRAME SHAPE	1.000	PC	0B1166A1	XEVC-0511-E EXT GLASS SUPPORT PROFILE	2.000	PC	0B1216A1	MM CT DOUBLE GLASS DOOR UPPER BEAM	1.000	PC	0B1217A1	MM DOUBLE GLASS DOOR INT UPPER BEAM 750	1.000	PC	CE1052A1	CABLE CONNECTION CONTROL - USB MM 750m	1.000	PC	CE1053B0	MM MICROFIT LED BAR POWER SUPPLY CABL	1.000	PC	CE1275A0	3M POWER - CONTROL CONNECTION CABLE	1.000	PC	CE1285A0	EMI ROUND FERRITE MOD.26438015 02	1.000	PC
Code	Description	Qty	UOM																																																			
0B1106A0	XEVC-0511-E DOOR EXTERNAL LEFT COLUMN	1.000	PC																																																			
0B1107A1	XEVC-0511-E LEFT INT DOOR COLUM	1.000	PC																																																			
0B1108B1	XEVC-0511 DOOR EXTERNAL RIGHT COLUM	1.000	PC																																																			
0B1109A1	XEVC-0511-E RIGHT INT DOOR COLUM	1.000	PC																																																			
0B1122A1	750MM DOOR LOWER FRAME SHAPE	1.000	PC																																																			
0B1166A1	XEVC-0511-E EXT GLASS SUPPORT PROFILE	2.000	PC																																																			
0B1216A1	MM CT DOUBLE GLASS DOOR UPPER BEAM	1.000	PC																																																			
0B1217A1	MM DOUBLE GLASS DOOR INT UPPER BEAM 750	1.000	PC																																																			
CE1052A1	CABLE CONNECTION CONTROL - USB MM 750m	1.000	PC																																																			
CE1053B0	MM MICROFIT LED BAR POWER SUPPLY CABL	1.000	PC																																																			
CE1275A0	3M POWER - CONTROL CONNECTION CABLE	1.000	PC																																																			
CE1285A0	EMI ROUND FERRITE MOD.26438015 02	1.000	PC																																																			






COMPONENT			SPARE PART																																																										
Code	Description	Image	Code	Description	Kit components																																																								
0B1109A	XEVC-0511-E RIGHT INT DOOR COLUMN		KDR1261A	0511 RIGHT EXTERNAL DOOR	<table><tr><th>Code</th><th>Description</th><th>Qty</th><th>UOM</th></tr><tr><td>CE1290A0</td><td>EXTRACTABL E FEMALE TERMINAL CPF 5/4</td><td>1.000</td><td>PC</td></tr><tr><td>GN1525A0</td><td>O-RING INT DIAM 9,5 THK 1 NBR 70</td><td>1.000</td><td>PC</td></tr><tr><td>LP1019A0</td><td>6 SERIES L200 LED LIGHT BAR - E415</td><td>1.000</td><td>PC</td></tr><tr><td>LP1025A0</td><td>L=415 LED LIGHT BAR COVER</td><td>1.000</td><td>PC</td></tr><tr><td>MG1083A2</td><td>MM COMPLETE HANDLE</td><td>1.000</td><td>PC</td></tr><tr><td>SL1170A1</td><td>S57 BLACK SILICON - 310ml CARTRIDGE</td><td>30.000</td><td>ML</td></tr><tr><td>VE1030A1</td><td>MAGNET FOR DOOR MICROSWITC H D=22,9mm</td><td>2.000</td><td>PC</td></tr><tr><td>VI1034A0</td><td>STAINLESS STEEL WASHER 8.4x16x1</td><td>1.000</td><td>PC</td></tr><tr><td>VI1147A0</td><td>5X25 STAINLESS STEEL SCREW</td><td>16.000</td><td>PC</td></tr><tr><td>VI1220A1</td><td>4,2x12 TCB SELF-TAPPIN G SCREW</td><td>25.000</td><td>PC</td></tr><tr><td>VI1996A0</td><td>M5x35 SCREW</td><td>13.000</td><td>PC</td></tr><tr><td>VM1630A1</td><td>INTERNAL GLASS PUSHING CAP</td><td>3.000</td><td>PC</td></tr><tr><td>VM1631A0</td><td>PLUS INNER GLASS PUSHING CAP</td><td>2.000</td><td>PC</td></tr></table>	Code	Description	Qty	UOM	CE1290A0	EXTRACTABL E FEMALE TERMINAL CPF 5/4	1.000	PC	GN1525A0	O-RING INT DIAM 9,5 THK 1 NBR 70	1.000	PC	LP1019A0	6 SERIES L200 LED LIGHT BAR - E415	1.000	PC	LP1025A0	L=415 LED LIGHT BAR COVER	1.000	PC	MG1083A2	MM COMPLETE HANDLE	1.000	PC	SL1170A1	S57 BLACK SILICON - 310ml CARTRIDGE	30.000	ML	VE1030A1	MAGNET FOR DOOR MICROSWITC H D=22,9mm	2.000	PC	VI1034A0	STAINLESS STEEL WASHER 8.4x16x1	1.000	PC	VI1147A0	5X25 STAINLESS STEEL SCREW	16.000	PC	VI1220A1	4,2x12 TCB SELF-TAPPIN G SCREW	25.000	PC	VI1996A0	M5x35 SCREW	13.000	PC	VM1630A1	INTERNAL GLASS PUSHING CAP	3.000	PC	VM1631A0	PLUS INNER GLASS PUSHING CAP	2.000	PC
					Code	Description	Qty	UOM																																																					
					CE1290A0	EXTRACTABL E FEMALE TERMINAL CPF 5/4	1.000	PC																																																					
					GN1525A0	O-RING INT DIAM 9,5 THK 1 NBR 70	1.000	PC																																																					
					LP1019A0	6 SERIES L200 LED LIGHT BAR - E415	1.000	PC																																																					
					LP1025A0	L=415 LED LIGHT BAR COVER	1.000	PC																																																					
					MG1083A2	MM COMPLETE HANDLE	1.000	PC																																																					
					SL1170A1	S57 BLACK SILICON - 310ml CARTRIDGE	30.000	ML																																																					
					VE1030A1	MAGNET FOR DOOR MICROSWITC H D=22,9mm	2.000	PC																																																					
					VI1034A0	STAINLESS STEEL WASHER 8.4x16x1	1.000	PC																																																					
					VI1147A0	5X25 STAINLESS STEEL SCREW	16.000	PC																																																					
					VI1220A1	4,2x12 TCB SELF-TAPPIN G SCREW	25.000	PC																																																					
					VI1996A0	M5x35 SCREW	13.000	PC																																																					
					VM1630A1	INTERNAL GLASS PUSHING CAP	3.000	PC																																																					
					VM1631A0	PLUS INNER GLASS PUSHING CAP	2.000	PC																																																					
VM2259A1	6 SERIES DOOR LOWER LEFT CAP	1.000	PC																																																										
VM2260A1	6 SERIES DOOR UPPER LEFT CAP	1.000	PC																																																										
VM2261A1	MM DOOR LOWER RIGHT CAP	1.000	PC																																																										
VM2262A1	MM DOOR UPPER RIGHT CAP	1.000	PC																																																										





COMPONENT			SPARE PART																																																														
Code	Description	Image	Code	Description	Kit components																																																												
0B1109A	XEVC-0511-E RIGHT INT DOOR COLUMN		KDR1261A	0511 RIGHT EXTERNAL DOOR	<table><tr><th>Code</th><th>Description</th><th>Qty</th><th>UOM</th></tr><tr><td>VM2267A0</td><td>INTERNAL GLASS LOCKING SYSTEM SLIDER</td><td>2.000</td><td>PC</td></tr><tr><td>VM2268A0</td><td>DOOR MAGNET COVER</td><td>2.000</td><td>PC</td></tr><tr><td>VM2269A0</td><td>INTERNAL GLASS LOCKING SYSTEM CAP</td><td>2.000</td><td>PC</td></tr><tr><td>VM2274A0</td><td>GROOVED BUSHING</td><td>1.000</td><td>PC</td></tr><tr><td>VM2275A0</td><td>SMOOTH BUSHING</td><td>1.000</td><td>PC</td></tr><tr><td>VM2284A0</td><td>750 SERIES DRIP PROFILE</td><td>1.000</td><td>PC</td></tr><tr><td>VM2305A0</td><td>6 SERIES DOOR CAP FIXING PAWL</td><td>14.000</td><td>PC</td></tr><tr><td>VM2312A0</td><td>6 S. DRIP PROFILE DRAIN LEFT PIPE</td><td>1.000</td><td>PC</td></tr><tr><td>VM2314A0</td><td>6 S. DRIP PROFILE CAP</td><td>1.000</td><td>PC</td></tr><tr><td>VM2315A0</td><td>MIND.Maps INTERNAL GLASS CAP SUPPORT</td><td>3.000</td><td>PC</td></tr><tr><td>VM2505A0</td><td>MM PLUS INTERNAL GLASS SUPPORT</td><td>2.000</td><td>PC</td></tr><tr><td>VM2518A0</td><td>BOARD COOLING FAN SUPPORT</td><td>1.000</td><td>PC</td></tr><tr><td>VN1179A1</td><td>CONTROL BOARD 40x40x20mm 12V COOLING FAN</td><td>1.000</td><td>PC</td></tr><tr><td>VT1276A0</td><td>XEVC-0511-E DOOR EXTERNAL GLASS</td><td>1.000</td><td>PC</td></tr></table>	Code	Description	Qty	UOM	VM2267A0	INTERNAL GLASS LOCKING SYSTEM SLIDER	2.000	PC	VM2268A0	DOOR MAGNET COVER	2.000	PC	VM2269A0	INTERNAL GLASS LOCKING SYSTEM CAP	2.000	PC	VM2274A0	GROOVED BUSHING	1.000	PC	VM2275A0	SMOOTH BUSHING	1.000	PC	VM2284A0	750 SERIES DRIP PROFILE	1.000	PC	VM2305A0	6 SERIES DOOR CAP FIXING PAWL	14.000	PC	VM2312A0	6 S. DRIP PROFILE DRAIN LEFT PIPE	1.000	PC	VM2314A0	6 S. DRIP PROFILE CAP	1.000	PC	VM2315A0	MIND.Maps INTERNAL GLASS CAP SUPPORT	3.000	PC	VM2505A0	MM PLUS INTERNAL GLASS SUPPORT	2.000	PC	VM2518A0	BOARD COOLING FAN SUPPORT	1.000	PC	VN1179A1	CONTROL BOARD 40x40x20mm 12V COOLING FAN	1.000	PC	VT1276A0	XEVC-0511-E DOOR EXTERNAL GLASS	1.000	PC
					Code	Description	Qty	UOM																																																									
					VM2267A0	INTERNAL GLASS LOCKING SYSTEM SLIDER	2.000	PC																																																									
					VM2268A0	DOOR MAGNET COVER	2.000	PC																																																									
					VM2269A0	INTERNAL GLASS LOCKING SYSTEM CAP	2.000	PC																																																									
					VM2274A0	GROOVED BUSHING	1.000	PC																																																									
					VM2275A0	SMOOTH BUSHING	1.000	PC																																																									
					VM2284A0	750 SERIES DRIP PROFILE	1.000	PC																																																									
					VM2305A0	6 SERIES DOOR CAP FIXING PAWL	14.000	PC																																																									
					VM2312A0	6 S. DRIP PROFILE DRAIN LEFT PIPE	1.000	PC																																																									
					VM2314A0	6 S. DRIP PROFILE CAP	1.000	PC																																																									
					VM2315A0	MIND.Maps INTERNAL GLASS CAP SUPPORT	3.000	PC																																																									
					VM2505A0	MM PLUS INTERNAL GLASS SUPPORT	2.000	PC																																																									
					VM2518A0	BOARD COOLING FAN SUPPORT	1.000	PC																																																									
					VN1179A1	CONTROL BOARD 40x40x20mm 12V COOLING FAN	1.000	PC																																																									
VT1276A0	XEVC-0511-E DOOR EXTERNAL GLASS	1.000	PC																																																														



COMPONENT			SPARE PART																																																																																			
Code	Description	Image	Code	Description	Kit components																																																																																	
0B1122B	MM CT DOOR LOWER CROSS BAR		K0B1122BR	CHEFTOP MM -M RIGHT DOOR LOWER BEAM KIT	<table><tr><th>Code</th><th>Description</th><th>Qty</th><th>UOM</th></tr><tr><td>0B1122B0</td><td>MM CT DOOR LOWER CROSS BAR</td><td>1.000</td><td>PC</td></tr><tr><td>RC1200A0</td><td>ED=4 WIRE D.=0.5 COMPRESSIO N SPRING</td><td>2.000</td><td>PC</td></tr><tr><td>VE1030A1</td><td>MAGNET FOR DOOR MICROSWITC H D=22.9mm</td><td>1.000</td><td>PC</td></tr><tr><td>VI1103A0</td><td>40X12 TBSP SCREW FOR PLASTIC</td><td>1.000</td><td>PC</td></tr><tr><td>VI1220A1</td><td>4,2x12 TCB SELF-TAPPIN G SCREW</td><td>1.000</td><td>PC</td></tr><tr><td>VI1930A1</td><td>ST. STEEL 5X20 CHIP SCREW</td><td>8.000</td><td>PC</td></tr><tr><td>VI1996A0</td><td>M5x35 SCREW</td><td>7.000</td><td>PC</td></tr><tr><td>VM1794A0</td><td>250x4.8 PA66 BLACK CLAMP</td><td>2.000</td><td>PC</td></tr><tr><td>VM2103A0</td><td>CLAMP LOCK</td><td>2.000</td><td>PC</td></tr><tr><td>VM2259B0</td><td>VM2259B0</td><td>1.000</td><td>PC</td></tr><tr><td>VM2261B0</td><td>MM -M DOOR RIGHT LOWER CAP</td><td>1.000</td><td>PC</td></tr><tr><td>VM2267A0</td><td>INTERNAL GLASS LOCKING SYSTEM SLIDER</td><td>1.000</td><td>PC</td></tr><tr><td>VM2268A0</td><td>DOOR MAGNET COVER</td><td>1.000</td><td>PC</td></tr><tr><td>VM2269B0</td><td>INNER GLASS FIXING CAP</td><td>1.000</td><td>PC</td></tr><tr><td>VM2274A0</td><td>GROOVED BUSHING</td><td>1.000</td><td>PC</td></tr><tr><td>VM2305A0</td><td>6 SERIES DOOR CAP FIXING PAWL</td><td>7.000</td><td>PC</td></tr><tr><td>VP1080A0</td><td>UPPER HINGE CAP FOR LOWER INNER GLASS</td><td>1.000</td><td>PC</td></tr></table>	Code	Description	Qty	UOM	0B1122B0	MM CT DOOR LOWER CROSS BAR	1.000	PC	RC1200A0	ED=4 WIRE D.=0.5 COMPRESSIO N SPRING	2.000	PC	VE1030A1	MAGNET FOR DOOR MICROSWITC H D=22.9mm	1.000	PC	VI1103A0	40X12 TBSP SCREW FOR PLASTIC	1.000	PC	VI1220A1	4,2x12 TCB SELF-TAPPIN G SCREW	1.000	PC	VI1930A1	ST. STEEL 5X20 CHIP SCREW	8.000	PC	VI1996A0	M5x35 SCREW	7.000	PC	VM1794A0	250x4.8 PA66 BLACK CLAMP	2.000	PC	VM2103A0	CLAMP LOCK	2.000	PC	VM2259B0	VM2259B0	1.000	PC	VM2261B0	MM -M DOOR RIGHT LOWER CAP	1.000	PC	VM2267A0	INTERNAL GLASS LOCKING SYSTEM SLIDER	1.000	PC	VM2268A0	DOOR MAGNET COVER	1.000	PC	VM2269B0	INNER GLASS FIXING CAP	1.000	PC	VM2274A0	GROOVED BUSHING	1.000	PC	VM2305A0	6 SERIES DOOR CAP FIXING PAWL	7.000	PC	VP1080A0	UPPER HINGE CAP FOR LOWER INNER GLASS	1.000	PC	<table><tr><th>Code</th><th>Description</th><th>Qty</th><th>UOM</th></tr><tr><td>0B1122B0</td><td>MM CT DOOR LOWER CROSS BAR</td><td>1.000</td><td>PC</td></tr></table>	Code	Description	Qty	UOM	0B1122B0	MM CT DOOR LOWER CROSS BAR	1.000	PC
			Code	Description	Qty	UOM																																																																																
0B1122B0	MM CT DOOR LOWER CROSS BAR	1.000	PC																																																																																			
RC1200A0	ED=4 WIRE D.=0.5 COMPRESSIO N SPRING	2.000	PC																																																																																			
VE1030A1	MAGNET FOR DOOR MICROSWITC H D=22.9mm	1.000	PC																																																																																			
VI1103A0	40X12 TBSP SCREW FOR PLASTIC	1.000	PC																																																																																			
VI1220A1	4,2x12 TCB SELF-TAPPIN G SCREW	1.000	PC																																																																																			
VI1930A1	ST. STEEL 5X20 CHIP SCREW	8.000	PC																																																																																			
VI1996A0	M5x35 SCREW	7.000	PC																																																																																			
VM1794A0	250x4.8 PA66 BLACK CLAMP	2.000	PC																																																																																			
VM2103A0	CLAMP LOCK	2.000	PC																																																																																			
VM2259B0	VM2259B0	1.000	PC																																																																																			
VM2261B0	MM -M DOOR RIGHT LOWER CAP	1.000	PC																																																																																			
VM2267A0	INTERNAL GLASS LOCKING SYSTEM SLIDER	1.000	PC																																																																																			
VM2268A0	DOOR MAGNET COVER	1.000	PC																																																																																			
VM2269B0	INNER GLASS FIXING CAP	1.000	PC																																																																																			
VM2274A0	GROOVED BUSHING	1.000	PC																																																																																			
VM2305A0	6 SERIES DOOR CAP FIXING PAWL	7.000	PC																																																																																			
VP1080A0	UPPER HINGE CAP FOR LOWER INNER GLASS	1.000	PC																																																																																			
Code	Description	Qty	UOM																																																																																			
0B1122B0	MM CT DOOR LOWER CROSS BAR	1.000	PC																																																																																			
			K0B1122BL	CHEFTOP MM -M LEFT DOOR LOWER BEAM KIT																																																																																		


COMPONENT			SPARE PART																																																																						
Code	Description	Image	Code	Description	Kit components																																																																				
0B1122B	MM CT DOOR LOWER CROSS BAR		K0B1122BL	CHEFTOP MM -M LEFT DOOR LOWER BEAM KIT	<table><tr><th>Code</th><th>Description</th><th>Qty</th><th>UOM</th></tr><tr><td>RC1200A0</td><td>ED=4 WIRE D.=0.5 COMPRESSION N SPRING</td><td>2.000</td><td>PC</td></tr><tr><td>VE1030A1</td><td>MAGNET FOR DOOR MICROSWITC H D=22.9mm</td><td>1.000</td><td>PC</td></tr><tr><td>VI1103A0</td><td>40X12 TBSP SCREW FOR PLASTIC</td><td>1.000</td><td>PC</td></tr><tr><td>VI1220A1</td><td>4,2x12 TCB SELF-TAPPIN G SCREW</td><td>1.000</td><td>PC</td></tr><tr><td>VI1930A1</td><td>ST. STEEL 5X20 CHIP SCREW</td><td>8.000</td><td>PC</td></tr><tr><td>VI1996A0</td><td>M5x35 SCREW</td><td>6.000</td><td>PC</td></tr><tr><td>VM1794A0</td><td>250x4.8 PA66 BLACK CLAMP</td><td>2.000</td><td>PC</td></tr><tr><td>VM2103A0</td><td>CLAMP LOCK</td><td>2.000</td><td>PC</td></tr><tr><td>VM2267A0</td><td>INTERNAL GLASS LOCKING SYSTEM SLIDER</td><td>1.000</td><td>PC</td></tr><tr><td>VM2268A0</td><td>DOOR MAGNET COVER</td><td>1.000</td><td>PC</td></tr><tr><td>VM2269B0</td><td>INNER GLASS FIXING CAP</td><td>1.000</td><td>PC</td></tr><tr><td>VM2274A0</td><td>GROOVED BUSHING</td><td>1.000</td><td>PC</td></tr><tr><td>VM2305A0</td><td>6 SERIES DOOR CAP FIXING PAWL</td><td>7.000</td><td>PC</td></tr><tr><td>VM2384B0</td><td></td><td>1.000</td><td>PC</td></tr><tr><td>VM2386B0</td><td>MM -M LEFT DOOR LEFT LOWER CAP KI</td><td>1.000</td><td>PC</td></tr><tr><td>VP1081A0</td><td>UPPER HINGE CAP FOR UPPER INNER GLASS</td><td>1.000</td><td>PC</td></tr></table>	Code	Description	Qty	UOM	RC1200A0	ED=4 WIRE D.=0.5 COMPRESSION N SPRING	2.000	PC	VE1030A1	MAGNET FOR DOOR MICROSWITC H D=22.9mm	1.000	PC	VI1103A0	40X12 TBSP SCREW FOR PLASTIC	1.000	PC	VI1220A1	4,2x12 TCB SELF-TAPPIN G SCREW	1.000	PC	VI1930A1	ST. STEEL 5X20 CHIP SCREW	8.000	PC	VI1996A0	M5x35 SCREW	6.000	PC	VM1794A0	250x4.8 PA66 BLACK CLAMP	2.000	PC	VM2103A0	CLAMP LOCK	2.000	PC	VM2267A0	INTERNAL GLASS LOCKING SYSTEM SLIDER	1.000	PC	VM2268A0	DOOR MAGNET COVER	1.000	PC	VM2269B0	INNER GLASS FIXING CAP	1.000	PC	VM2274A0	GROOVED BUSHING	1.000	PC	VM2305A0	6 SERIES DOOR CAP FIXING PAWL	7.000	PC	VM2384B0		1.000	PC	VM2386B0	MM -M LEFT DOOR LEFT LOWER CAP KI	1.000	PC	VP1081A0	UPPER HINGE CAP FOR UPPER INNER GLASS	1.000	PC
					Code	Description	Qty	UOM																																																																	
					RC1200A0	ED=4 WIRE D.=0.5 COMPRESSION N SPRING	2.000	PC																																																																	
					VE1030A1	MAGNET FOR DOOR MICROSWITC H D=22.9mm	1.000	PC																																																																	
					VI1103A0	40X12 TBSP SCREW FOR PLASTIC	1.000	PC																																																																	
					VI1220A1	4,2x12 TCB SELF-TAPPIN G SCREW	1.000	PC																																																																	
					VI1930A1	ST. STEEL 5X20 CHIP SCREW	8.000	PC																																																																	
					VI1996A0	M5x35 SCREW	6.000	PC																																																																	
					VM1794A0	250x4.8 PA66 BLACK CLAMP	2.000	PC																																																																	
					VM2103A0	CLAMP LOCK	2.000	PC																																																																	
					VM2267A0	INTERNAL GLASS LOCKING SYSTEM SLIDER	1.000	PC																																																																	
					VM2268A0	DOOR MAGNET COVER	1.000	PC																																																																	
					VM2269B0	INNER GLASS FIXING CAP	1.000	PC																																																																	
					VM2274A0	GROOVED BUSHING	1.000	PC																																																																	
					VM2305A0	6 SERIES DOOR CAP FIXING PAWL	7.000	PC																																																																	
VM2384B0		1.000	PC																																																																						
VM2386B0	MM -M LEFT DOOR LEFT LOWER CAP KI	1.000	PC																																																																						
VP1081A0	UPPER HINGE CAP FOR UPPER INNER GLASS	1.000	PC																																																																						
0B1216B	MM CT DOUBLE GLASS DOOR UPPER CROSS BAR		0B1216B0	MM CT DOUBLE GLASS DOOR UPPER CROSS BAR																																																																					



COMPONENT			SPARE PART																																						
Code	Description	Image	Code	Description	Kit components																																				
0B1217A	MM DOUBLE GLASS DOOR INT UPPER BEAM 750		OUTOFPRODUCTIO	ITEM OUT OF PRODUCTION																																					
VE1030A	MAGNET FOR DOOR MICROSWITCH D=22,9mm		KVE1030A	2 PCS MAGNET KIT FOR DOOR SWITCH	<table><tr><th>Code</th><th>Description</th><th>Qty</th><th>UOM</th></tr><tr><td>VE1030A1</td><td>MAGNET FOR DOOR MICROSWITC H D=22,9mm</td><td>2.000</td><td>PC</td></tr><tr><td>VI1220A1</td><td>4,2x12 TCB SELF-TAPPIN G SCREW</td><td>1.000</td><td>PC</td></tr></table>	Code	Description	Qty	UOM	VE1030A1	MAGNET FOR DOOR MICROSWITC H D=22,9mm	2.000	PC	VI1220A1	4,2x12 TCB SELF-TAPPIN G SCREW	1.000	PC																								
Code	Description	Qty	UOM																																						
VE1030A1	MAGNET FOR DOOR MICROSWITC H D=22,9mm	2.000	PC																																						
VI1220A1	4,2x12 TCB SELF-TAPPIN G SCREW	1.000	PC																																						
			KVE1020B	MICROSWITCH KIT	<table><tr><th>Code</th><th>Description</th><th>Qty</th><th>UOM</th></tr><tr><td>CE1030A0</td><td>FEMALE FASTON COVER 6.3X0.8 0.5-1mmg</td><td>2.000</td><td>PC</td></tr><tr><td>CE1660A0</td><td>6,3x0,8 FEMALE FASTON COVE</td><td>2.000</td><td>PC</td></tr><tr><td>CE1730A0</td><td>PVC CABLE NP 2 X AWG22 STYLE 2095</td><td>0.150</td><td>M</td></tr><tr><td>CE1740A0</td><td>MINIFIT MALE END FITTING</td><td>2.000</td><td>PC</td></tr><tr><td>CE1745A0</td><td>2 WAYS FEMALE MINIFIT CONNECTOR</td><td>1.000</td><td>PC</td></tr><tr><td>VE1020B0</td><td>MAGNET DOOR MICROSWITC</td><td>1.000</td><td>PC</td></tr><tr><td>VE1030A1</td><td>MAGNET FOR DOOR MICROSWITC H D=22,9mm</td><td>1.000</td><td>PC</td></tr><tr><td>VI1192A0</td><td></td><td>1.000</td><td>PC</td></tr></table>	Code	Description	Qty	UOM	CE1030A0	FEMALE FASTON COVER 6.3X0.8 0.5-1mmg	2.000	PC	CE1660A0	6,3x0,8 FEMALE FASTON COVE	2.000	PC	CE1730A0	PVC CABLE NP 2 X AWG22 STYLE 2095	0.150	M	CE1740A0	MINIFIT MALE END FITTING	2.000	PC	CE1745A0	2 WAYS FEMALE MINIFIT CONNECTOR	1.000	PC	VE1020B0	MAGNET DOOR MICROSWITC	1.000	PC	VE1030A1	MAGNET FOR DOOR MICROSWITC H D=22,9mm	1.000	PC	VI1192A0		1.000	PC
Code	Description	Qty	UOM																																						
CE1030A0	FEMALE FASTON COVER 6.3X0.8 0.5-1mmg	2.000	PC																																						
CE1660A0	6,3x0,8 FEMALE FASTON COVE	2.000	PC																																						
CE1730A0	PVC CABLE NP 2 X AWG22 STYLE 2095	0.150	M																																						
CE1740A0	MINIFIT MALE END FITTING	2.000	PC																																						
CE1745A0	2 WAYS FEMALE MINIFIT CONNECTOR	1.000	PC																																						
VE1020B0	MAGNET DOOR MICROSWITC	1.000	PC																																						
VE1030A1	MAGNET FOR DOOR MICROSWITC H D=22,9mm	1.000	PC																																						
VI1192A0		1.000	PC																																						
VI1930A	ST. STEEL 5X20 CHIP SCREW		VI1147A0	5X25 STAINLESS STEEL SCREW																																					



COMPONENT			SPARE PART																																														
Code	Description	Image	Code	Description	Kit components																																												
VI1996A	M5x35 SCREW		VI1996A0	M5x35 SCREW																																													
VM2262B	MM -M DOOR RIGHT UPPER CAP		KVM2262B	MIND.MAPS -M DOOR RIGHT UPPER CAP KIT	<table><tr><th>Code</th><th>Description</th><th>Qty</th><th>UOM</th></tr><tr><td>RC1200A0</td><td>ED=4 WIRE D.=0.5 COMPRESSION SPRING</td><td>2.000</td><td>PC</td></tr><tr><td>VE1030A1</td><td>MAGNET FOR DOOR MICROSWITCH H D=22.9mm</td><td>1.000</td><td>PC</td></tr><tr><td>VI1220A1</td><td>4,2x12 TCB SELF-TAPPING G SCREW</td><td>1.000</td><td>PC</td></tr><tr><td>VI1930A1</td><td>ST. STEEL 5X20 CHIP SCREW</td><td>4.000</td><td>PC</td></tr><tr><td>VI1996A0</td><td>M5x35 SCREW</td><td>4.000</td><td>PC</td></tr><tr><td>VM2262B0</td><td>MM -M DOOR RIGHT UPPER CAP</td><td>1.000</td><td>PC</td></tr><tr><td>VM2267A0</td><td>INTERNAL GLASS LOCKING SYSTEM SLIDER</td><td>1.000</td><td>PC</td></tr><tr><td>VM2268A0</td><td>DOOR MAGNET COVER</td><td>1.000</td><td>PC</td></tr><tr><td>VM2269B0</td><td>INNER GLASS FIXING CAP</td><td>1.000</td><td>PC</td></tr><tr><td>VM2305A0</td><td>6 SERIES DOOR CAP FIXING PAWL</td><td>4.000</td><td>PC</td></tr></table>	Code	Description	Qty	UOM	RC1200A0	ED=4 WIRE D.=0.5 COMPRESSION SPRING	2.000	PC	VE1030A1	MAGNET FOR DOOR MICROSWITCH H D=22.9mm	1.000	PC	VI1220A1	4,2x12 TCB SELF-TAPPING G SCREW	1.000	PC	VI1930A1	ST. STEEL 5X20 CHIP SCREW	4.000	PC	VI1996A0	M5x35 SCREW	4.000	PC	VM2262B0	MM -M DOOR RIGHT UPPER CAP	1.000	PC	VM2267A0	INTERNAL GLASS LOCKING SYSTEM SLIDER	1.000	PC	VM2268A0	DOOR MAGNET COVER	1.000	PC	VM2269B0	INNER GLASS FIXING CAP	1.000	PC	VM2305A0	6 SERIES DOOR CAP FIXING PAWL	4.000	PC
Code	Description	Qty	UOM																																														
RC1200A0	ED=4 WIRE D.=0.5 COMPRESSION SPRING	2.000	PC																																														
VE1030A1	MAGNET FOR DOOR MICROSWITCH H D=22.9mm	1.000	PC																																														
VI1220A1	4,2x12 TCB SELF-TAPPING G SCREW	1.000	PC																																														
VI1930A1	ST. STEEL 5X20 CHIP SCREW	4.000	PC																																														
VI1996A0	M5x35 SCREW	4.000	PC																																														
VM2262B0	MM -M DOOR RIGHT UPPER CAP	1.000	PC																																														
VM2267A0	INTERNAL GLASS LOCKING SYSTEM SLIDER	1.000	PC																																														
VM2268A0	DOOR MAGNET COVER	1.000	PC																																														
VM2269B0	INNER GLASS FIXING CAP	1.000	PC																																														
VM2305A0	6 SERIES DOOR CAP FIXING PAWL	4.000	PC																																														
VM2267A	INTERNAL GLASS LOCKING SYSTEM SLIDER		KVM2386B	MM -M LEFT DOOR LEFT LOWER CAP KIT	<table><tr><th>Code</th><th>Description</th><th>Qty</th><th>UOM</th></tr><tr><td>RC1200A0</td><td>ED=4 WIRE D.=0.5 COMPRESSION SPRING</td><td>2.000</td><td>PC</td></tr><tr><td>VE1030A1</td><td>MAGNET FOR DOOR MICROSWITCH H D=22.9mm</td><td>1.000</td><td>PC</td></tr><tr><td>VI1220A1</td><td>4,2x12 TCB SELF-TAPPING G SCREW</td><td>1.000</td><td>PC</td></tr></table>	Code	Description	Qty	UOM	RC1200A0	ED=4 WIRE D.=0.5 COMPRESSION SPRING	2.000	PC	VE1030A1	MAGNET FOR DOOR MICROSWITCH H D=22.9mm	1.000	PC	VI1220A1	4,2x12 TCB SELF-TAPPING G SCREW	1.000	PC																												
Code	Description	Qty	UOM																																														
RC1200A0	ED=4 WIRE D.=0.5 COMPRESSION SPRING	2.000	PC																																														
VE1030A1	MAGNET FOR DOOR MICROSWITCH H D=22.9mm	1.000	PC																																														
VI1220A1	4,2x12 TCB SELF-TAPPING G SCREW	1.000	PC																																														

COMPONENT			SPARE PART																																											
Code	Description	Image	Code	Description	Kit components																																									
VM2267A	INTERNAL GLASS LOCKING SYSTEM SLIDER		KVM2386B	MM -M LEFT DOOR LEFT LOWER CAP KI	<table><thead><tr><th>Code</th><th>Description</th><th>Qty</th><th>UOM</th></tr></thead><tbody><tr><td>VI1930A1</td><td>ST. STEEL 5X20 CHIP SCREW</td><td>4.000</td><td>PC</td></tr><tr><td>VI1996A0</td><td>M5x35 SCREW</td><td>4.000</td><td>PC</td></tr><tr><td>VM2267A0</td><td>INTERNAL GLASS LOCKING SYSTEM SLIDER</td><td>1.000</td><td>PC</td></tr><tr><td>VM2268A0</td><td>DOOR MAGNET COVER</td><td>1.000</td><td>PC</td></tr><tr><td>VM2269B0</td><td>INNER GLASS FIXING CAP</td><td>1.000</td><td>PC</td></tr><tr><td>VM2305A0</td><td>6 SERIES DOOR CAP FIXING PAWL</td><td>4.000</td><td>PC</td></tr><tr><td>VM2386B0</td><td>MM -M LEFT DOOR LEFT LOWER CAP KI</td><td>1.000</td><td>PC</td></tr></tbody></table>	Code	Description	Qty	UOM	VI1930A1	ST. STEEL 5X20 CHIP SCREW	4.000	PC	VI1996A0	M5x35 SCREW	4.000	PC	VM2267A0	INTERNAL GLASS LOCKING SYSTEM SLIDER	1.000	PC	VM2268A0	DOOR MAGNET COVER	1.000	PC	VM2269B0	INNER GLASS FIXING CAP	1.000	PC	VM2305A0	6 SERIES DOOR CAP FIXING PAWL	4.000	PC	VM2386B0	MM -M LEFT DOOR LEFT LOWER CAP KI	1.000	PC									
			Code	Description	Qty	UOM																																								
VI1930A1	ST. STEEL 5X20 CHIP SCREW	4.000	PC																																											
VI1996A0	M5x35 SCREW	4.000	PC																																											
VM2267A0	INTERNAL GLASS LOCKING SYSTEM SLIDER	1.000	PC																																											
VM2268A0	DOOR MAGNET COVER	1.000	PC																																											
VM2269B0	INNER GLASS FIXING CAP	1.000	PC																																											
VM2305A0	6 SERIES DOOR CAP FIXING PAWL	4.000	PC																																											
VM2386B0	MM -M LEFT DOOR LEFT LOWER CAP KI	1.000	PC																																											
KVM2385B	MM -M LEFT DOOR LEFT UPPER CAP KI	<table><thead><tr><th>Code</th><th>Description</th><th>Qty</th><th>UOM</th></tr></thead><tbody><tr><td>RC1200A0</td><td>ED=4 WIRE D.=0.5 COMPRESSIO N SPRING</td><td>2.000</td><td>PC</td></tr><tr><td>VE1030A1</td><td>MAGNET FOR DOOR MICROSWITC H D=22,9mm</td><td>1.000</td><td>PC</td></tr><tr><td>VI1220A1</td><td>4,2x12 TCB SELF-TAPPIN G SCREW</td><td>1.000</td><td>PC</td></tr><tr><td>VI1930A1</td><td>ST. STEEL 5X20 CHIP SCREW</td><td>4.000</td><td>PC</td></tr><tr><td>VI1996A0</td><td>M5x35 SCREW</td><td>4.000</td><td>PC</td></tr><tr><td>VM2267A0</td><td>INTERNAL GLASS LOCKING SYSTEM SLIDER</td><td>1.000</td><td>PC</td></tr><tr><td>VM2268A0</td><td>DOOR MAGNET COVER</td><td>1.000</td><td>PC</td></tr><tr><td>VM2269B0</td><td>INNER GLASS FIXING CAP</td><td>1.000</td><td>PC</td></tr><tr><td>VM2305A0</td><td>6 SERIES DOOR CAP FIXING PAWL</td><td>4.000</td><td>PC</td></tr><tr><td>VM2385B0</td><td>S6 LEFT OVENS UPPER LEFT CAP</td><td>1.000</td><td>PC</td></tr></tbody></table>	Code	Description	Qty	UOM	RC1200A0	ED=4 WIRE D.=0.5 COMPRESSIO N SPRING	2.000	PC	VE1030A1	MAGNET FOR DOOR MICROSWITC H D=22,9mm	1.000	PC	VI1220A1	4,2x12 TCB SELF-TAPPIN G SCREW	1.000	PC	VI1930A1	ST. STEEL 5X20 CHIP SCREW	4.000	PC	VI1996A0	M5x35 SCREW	4.000	PC	VM2267A0	INTERNAL GLASS LOCKING SYSTEM SLIDER	1.000	PC	VM2268A0	DOOR MAGNET COVER	1.000	PC	VM2269B0	INNER GLASS FIXING CAP	1.000	PC	VM2305A0	6 SERIES DOOR CAP FIXING PAWL	4.000	PC	VM2385B0	S6 LEFT OVENS UPPER LEFT CAP	1.000	PC
Code	Description	Qty	UOM																																											
RC1200A0	ED=4 WIRE D.=0.5 COMPRESSIO N SPRING	2.000	PC																																											
VE1030A1	MAGNET FOR DOOR MICROSWITC H D=22,9mm	1.000	PC																																											
VI1220A1	4,2x12 TCB SELF-TAPPIN G SCREW	1.000	PC																																											
VI1930A1	ST. STEEL 5X20 CHIP SCREW	4.000	PC																																											
VI1996A0	M5x35 SCREW	4.000	PC																																											
VM2267A0	INTERNAL GLASS LOCKING SYSTEM SLIDER	1.000	PC																																											
VM2268A0	DOOR MAGNET COVER	1.000	PC																																											
VM2269B0	INNER GLASS FIXING CAP	1.000	PC																																											
VM2305A0	6 SERIES DOOR CAP FIXING PAWL	4.000	PC																																											
VM2385B0	S6 LEFT OVENS UPPER LEFT CAP	1.000	PC																																											




COMPONENT			SPARE PART																																														
Code	Description	Image	Code	Description	Kit components																																												
VM2267A	INTERNAL GLASS LOCKING SYSTEM SLIDER		KVM2262B	MIND.MAPS -M DOOR RIGHT UPPER CAP KIT	<table><tr><th>Code</th><th>Description</th><th>Qty</th><th>UOM</th></tr><tr><td>RC1200A0</td><td>ED=4 WIRE D.=0.5 COMPRESSIO N SPRING</td><td>2.000</td><td>PC</td></tr><tr><td>VE1030A1</td><td>MAGNET FOR DOOR MICROSWITC H D=22.9mm</td><td>1.000</td><td>PC</td></tr><tr><td>VI1220A1</td><td>4,2x12 TCB SELF-TAPPIN G SCREW</td><td>1.000</td><td>PC</td></tr><tr><td>VI1930A1</td><td>ST. STEEL 5X20 CHIP SCREW</td><td>4.000</td><td>PC</td></tr><tr><td>VI1996A0</td><td>M5x35 SCREW</td><td>4.000</td><td>PC</td></tr><tr><td>VM2262B0</td><td>MM -M DOOR RIGHT UPPER CAP</td><td>1.000</td><td>PC</td></tr><tr><td>VM2267A0</td><td>INTERNAL GLASS LOCKING SYSTEM SLIDER</td><td>1.000</td><td>PC</td></tr><tr><td>VM2268A0</td><td>DOOR MAGNET COVER</td><td>1.000</td><td>PC</td></tr><tr><td>VM2269B0</td><td>INNER GLASS FIXING CAP</td><td>1.000</td><td>PC</td></tr><tr><td>VM2305A0</td><td>6 SERIES DOOR CAP FIXING PAWL</td><td>4.000</td><td>PC</td></tr></table>	Code	Description	Qty	UOM	RC1200A0	ED=4 WIRE D.=0.5 COMPRESSIO N SPRING	2.000	PC	VE1030A1	MAGNET FOR DOOR MICROSWITC H D=22.9mm	1.000	PC	VI1220A1	4,2x12 TCB SELF-TAPPIN G SCREW	1.000	PC	VI1930A1	ST. STEEL 5X20 CHIP SCREW	4.000	PC	VI1996A0	M5x35 SCREW	4.000	PC	VM2262B0	MM -M DOOR RIGHT UPPER CAP	1.000	PC	VM2267A0	INTERNAL GLASS LOCKING SYSTEM SLIDER	1.000	PC	VM2268A0	DOOR MAGNET COVER	1.000	PC	VM2269B0	INNER GLASS FIXING CAP	1.000	PC	VM2305A0	6 SERIES DOOR CAP FIXING PAWL	4.000	PC
					Code	Description	Qty	UOM																																									
					RC1200A0	ED=4 WIRE D.=0.5 COMPRESSIO N SPRING	2.000	PC																																									
					VE1030A1	MAGNET FOR DOOR MICROSWITC H D=22.9mm	1.000	PC																																									
					VI1220A1	4,2x12 TCB SELF-TAPPIN G SCREW	1.000	PC																																									
					VI1930A1	ST. STEEL 5X20 CHIP SCREW	4.000	PC																																									
					VI1996A0	M5x35 SCREW	4.000	PC																																									
					VM2262B0	MM -M DOOR RIGHT UPPER CAP	1.000	PC																																									
					VM2267A0	INTERNAL GLASS LOCKING SYSTEM SLIDER	1.000	PC																																									
					VM2268A0	DOOR MAGNET COVER	1.000	PC																																									
					VM2269B0	INNER GLASS FIXING CAP	1.000	PC																																									
					VM2305A0	6 SERIES DOOR CAP FIXING PAWL	4.000	PC																																									
					KVM2261B	MIND.MAPS -M DOOR RIGHT LOWER CAP KIT	<table><tr><th>Code</th><th>Description</th><th>Qty</th><th>UOM</th></tr><tr><td>RC1200A0</td><td>ED=4 WIRE D.=0.5 COMPRESSIO N SPRING</td><td>2.000</td><td>PC</td></tr><tr><td>VE1030A1</td><td>MAGNET FOR DOOR MICROSWITC H D=22.9mm</td><td>1.000</td><td>PC</td></tr><tr><td>VI1220A1</td><td>4,2x12 TCB SELF-TAPPIN G SCREW</td><td>1.000</td><td>PC</td></tr><tr><td>VI1930A1</td><td>ST. STEEL 5X20 CHIP SCREW</td><td>4.000</td><td>PC</td></tr><tr><td>VI1996A0</td><td>M5x35 SCREW</td><td>4.000</td><td>PC</td></tr><tr><td>VM2261B0</td><td>MM -M DOOR RIGHT LOWER CAP</td><td>1.000</td><td>PC</td></tr></table>	Code	Description	Qty	UOM	RC1200A0	ED=4 WIRE D.=0.5 COMPRESSIO N SPRING	2.000	PC	VE1030A1	MAGNET FOR DOOR MICROSWITC H D=22.9mm	1.000	PC	VI1220A1	4,2x12 TCB SELF-TAPPIN G SCREW	1.000	PC	VI1930A1	ST. STEEL 5X20 CHIP SCREW	4.000	PC	VI1996A0	M5x35 SCREW	4.000	PC	VM2261B0	MM -M DOOR RIGHT LOWER CAP	1.000	PC														
							Code	Description	Qty	UOM																																							
RC1200A0	ED=4 WIRE D.=0.5 COMPRESSIO N SPRING	2.000	PC																																														
VE1030A1	MAGNET FOR DOOR MICROSWITC H D=22.9mm	1.000	PC																																														
VI1220A1	4,2x12 TCB SELF-TAPPIN G SCREW	1.000	PC																																														
VI1930A1	ST. STEEL 5X20 CHIP SCREW	4.000	PC																																														
VI1996A0	M5x35 SCREW	4.000	PC																																														
VM2261B0	MM -M DOOR RIGHT LOWER CAP	1.000	PC																																														

COMPONENT			SPARE PART																						
Code	Description	Image	Code	Description	Kit components																				
VM2267A	INTERNAL GLASS LOCKING SYSTEM SLIDER		KVM2261B	MIND.MAPS -M DOOR RIGHT LOWER CAP KIT	<table><tr><th>Code</th><th>Description</th><th>Qty</th><th>UOM</th></tr><tr><td>VM2267A0</td><td>INTERNAL GLASS LOCKING SYSTEM SLIDER</td><td>1.000</td><td>PC</td></tr><tr><td>VM2268A0</td><td>DOOR MAGNET COVER</td><td>1.000</td><td>PC</td></tr><tr><td>VM2269B0</td><td>INNER GLASS FIXING CAP</td><td>1.000</td><td>PC</td></tr><tr><td>VM2305A0</td><td>6 SERIES DOOR CAP FIXING PAWL</td><td>4.000</td><td>PC</td></tr></table>	Code	Description	Qty	UOM	VM2267A0	INTERNAL GLASS LOCKING SYSTEM SLIDER	1.000	PC	VM2268A0	DOOR MAGNET COVER	1.000	PC	VM2269B0	INNER GLASS FIXING CAP	1.000	PC	VM2305A0	6 SERIES DOOR CAP FIXING PAWL	4.000	PC
Code	Description	Qty	UOM																						
VM2267A0	INTERNAL GLASS LOCKING SYSTEM SLIDER	1.000	PC																						
VM2268A0	DOOR MAGNET COVER	1.000	PC																						
VM2269B0	INNER GLASS FIXING CAP	1.000	PC																						
VM2305A0	6 SERIES DOOR CAP FIXING PAWL	4.000	PC																						
VM2268A	DOOR MAGNET COVER		KVM2268A	DOOR MAGNET COVER KIT	<table><tr><th>Code</th><th>Description</th><th>Qty</th><th>UOM</th></tr><tr><td>VM2268A0</td><td>DOOR MAGNET COVER</td><td>1.000</td><td>PC</td></tr></table>	Code	Description	Qty	UOM	VM2268A0	DOOR MAGNET COVER	1.000	PC												
Code	Description	Qty	UOM																						
VM2268A0	DOOR MAGNET COVER	1.000	PC																						
VM2269B	INNER GLASS FIXING CAP		KVM2269B	INNER GLASS FIXING CAP KIT -M	<table><tr><th>Code</th><th>Description</th><th>Qty</th><th>UOM</th></tr><tr><td>VM2269B0</td><td>INNER GLASS FIXING CAP</td><td>2.000</td><td>PC</td></tr></table>	Code	Description	Qty	UOM	VM2269B0	INNER GLASS FIXING CAP	2.000	PC												
Code	Description	Qty	UOM																						
VM2269B0	INNER GLASS FIXING CAP	2.000	PC																						
VM2305A	6 SERIES DOOR CAP FIXING PAWL		KVM2305A	MM FIXING DOOR THUB SCREWS 10 PCS KIT	<table><tr><th>Code</th><th>Description</th><th>Qty</th><th>UOM</th></tr><tr><td>VM2305A0</td><td>6 SERIES DOOR CAP FIXING PAWL</td><td>10.000</td><td>PC</td></tr></table>	Code	Description	Qty	UOM	VM2305A0	6 SERIES DOOR CAP FIXING PAWL	10.000	PC												
Code	Description	Qty	UOM																						
VM2305A0	6 SERIES DOOR CAP FIXING PAWL	10.000	PC																						
VE1030A	MAGNET FOR DOOR MICROSWITCH D=22,9mm		KVE1030A	2 PCS MAGNET KIT FOR DOOR SWITCH	<table><tr><th>Code</th><th>Description</th><th>Qty</th><th>UOM</th></tr><tr><td>VE1030A1</td><td>MAGNET FOR DOOR MICROSWITCH H D=22,9mm</td><td>2.000</td><td>PC</td></tr><tr><td>VI1220A1</td><td>4,2x12 TCB SELF-TAPPIN G SCREW</td><td>1.000</td><td>PC</td></tr></table>	Code	Description	Qty	UOM	VE1030A1	MAGNET FOR DOOR MICROSWITCH H D=22,9mm	2.000	PC	VI1220A1	4,2x12 TCB SELF-TAPPIN G SCREW	1.000	PC								
Code	Description	Qty	UOM																						
VE1030A1	MAGNET FOR DOOR MICROSWITCH H D=22,9mm	2.000	PC																						
VI1220A1	4,2x12 TCB SELF-TAPPIN G SCREW	1.000	PC																						

COMPONENT			SPARE PART																																						
Code	Description	Image	Code	Description	Kit components																																				
VE1030A	MAGNET FOR DOOR MICROSWITCH D=22,9mm		KVE1020B	MICROSWITCH KIT	<table><tr><th>Code</th><th>Description</th><th>Qty</th><th>UOM</th></tr><tr><td>CE1030A0</td><td>FEMALE FASTON COVER 6.3X0.8 0,5-1mmq</td><td>2.000</td><td>PC</td></tr><tr><td>CE1660A0</td><td>6,3x0,8 FEMALE FASTON COVE</td><td>2.000</td><td>PC</td></tr><tr><td>CE1730A0</td><td>PVC CABLE NP 2 X AWG22 STYLE 2095</td><td>0.150</td><td>M</td></tr><tr><td>CE1740A0</td><td>MINIFIT MALE END FITTING</td><td>2.000</td><td>PC</td></tr><tr><td>CE1745A0</td><td>2 WAYS FEMALE MINIFIT CONNECTOR</td><td>1.000</td><td>PC</td></tr><tr><td>VE1020B0</td><td>MAGNET DOOR MICROSWITC</td><td>1.000</td><td>PC</td></tr><tr><td>VE1030A1</td><td>MAGNET FOR DOOR MICROSWITC H D=22,9mm</td><td>1.000</td><td>PC</td></tr><tr><td>VI1192A0</td><td></td><td>1.000</td><td>PC</td></tr></table>	Code	Description	Qty	UOM	CE1030A0	FEMALE FASTON COVER 6.3X0.8 0,5-1mmq	2.000	PC	CE1660A0	6,3x0,8 FEMALE FASTON COVE	2.000	PC	CE1730A0	PVC CABLE NP 2 X AWG22 STYLE 2095	0.150	M	CE1740A0	MINIFIT MALE END FITTING	2.000	PC	CE1745A0	2 WAYS FEMALE MINIFIT CONNECTOR	1.000	PC	VE1020B0	MAGNET DOOR MICROSWITC	1.000	PC	VE1030A1	MAGNET FOR DOOR MICROSWITC H D=22,9mm	1.000	PC	VI1192A0		1.000	PC
Code	Description	Qty	UOM																																						
CE1030A0	FEMALE FASTON COVER 6.3X0.8 0,5-1mmq	2.000	PC																																						
CE1660A0	6,3x0,8 FEMALE FASTON COVE	2.000	PC																																						
CE1730A0	PVC CABLE NP 2 X AWG22 STYLE 2095	0.150	M																																						
CE1740A0	MINIFIT MALE END FITTING	2.000	PC																																						
CE1745A0	2 WAYS FEMALE MINIFIT CONNECTOR	1.000	PC																																						
VE1020B0	MAGNET DOOR MICROSWITC	1.000	PC																																						
VE1030A1	MAGNET FOR DOOR MICROSWITC H D=22,9mm	1.000	PC																																						
VI1192A0		1.000	PC																																						
VI1930A	ST. STEEL 5X20 CHIP SCREW		VI1147A0	5X25 STAINLESS STEEL SCREW																																					
VI1996A	M5x35 SCREW		VI1996A0	M5x35 SCREW																																					

COMPONENT			SPARE PART																																														
Code	Description	Image	Code	Description	Kit components																																												
VM2261B	MM -M DOOR RIGHT LOWER CAP		KVM2261B	MIND.MAPS -M DOOR RIGHT LOWER CAP KIT	<table><tr><th>Code</th><th>Description</th><th>Qty</th><th>UOM</th></tr><tr><td>RC1200A0</td><td>ED=4 WIRE D.=0.5 COMPRESSIO N SPRING</td><td>2.000</td><td>PC</td></tr><tr><td>VE1030A1</td><td>MAGNET FOR DOOR MICROSWITC H D=22.9mm</td><td>1.000</td><td>PC</td></tr><tr><td>VI1220A1</td><td>4,2x12 TCB SELF-TAPPIN G SCREW</td><td>1.000</td><td>PC</td></tr><tr><td>VI1930A1</td><td>ST. STEEL 5X20 CHIP SCREW</td><td>4.000</td><td>PC</td></tr><tr><td>VI1996A0</td><td>M5x35 SCREW</td><td>4.000</td><td>PC</td></tr><tr><td>VM2261B0</td><td>MM -M DOOR RIGHT LOWER CAP</td><td>1.000</td><td>PC</td></tr><tr><td>VM2267A0</td><td>INTERNAL GLASS LOCKING SYSTEM SLIDER</td><td>1.000</td><td>PC</td></tr><tr><td>VM2268A0</td><td>DOOR MAGNET COVER</td><td>1.000</td><td>PC</td></tr><tr><td>VM2269B0</td><td>INNER GLASS FIXING CAP</td><td>1.000</td><td>PC</td></tr><tr><td>VM2305A0</td><td>6 SERIES DOOR CAP FIXING PAWL</td><td>4.000</td><td>PC</td></tr></table>	Code	Description	Qty	UOM	RC1200A0	ED=4 WIRE D.=0.5 COMPRESSIO N SPRING	2.000	PC	VE1030A1	MAGNET FOR DOOR MICROSWITC H D=22.9mm	1.000	PC	VI1220A1	4,2x12 TCB SELF-TAPPIN G SCREW	1.000	PC	VI1930A1	ST. STEEL 5X20 CHIP SCREW	4.000	PC	VI1996A0	M5x35 SCREW	4.000	PC	VM2261B0	MM -M DOOR RIGHT LOWER CAP	1.000	PC	VM2267A0	INTERNAL GLASS LOCKING SYSTEM SLIDER	1.000	PC	VM2268A0	DOOR MAGNET COVER	1.000	PC	VM2269B0	INNER GLASS FIXING CAP	1.000	PC	VM2305A0	6 SERIES DOOR CAP FIXING PAWL	4.000	PC
Code	Description	Qty	UOM																																														
RC1200A0	ED=4 WIRE D.=0.5 COMPRESSIO N SPRING	2.000	PC																																														
VE1030A1	MAGNET FOR DOOR MICROSWITC H D=22.9mm	1.000	PC																																														
VI1220A1	4,2x12 TCB SELF-TAPPIN G SCREW	1.000	PC																																														
VI1930A1	ST. STEEL 5X20 CHIP SCREW	4.000	PC																																														
VI1996A0	M5x35 SCREW	4.000	PC																																														
VM2261B0	MM -M DOOR RIGHT LOWER CAP	1.000	PC																																														
VM2267A0	INTERNAL GLASS LOCKING SYSTEM SLIDER	1.000	PC																																														
VM2268A0	DOOR MAGNET COVER	1.000	PC																																														
VM2269B0	INNER GLASS FIXING CAP	1.000	PC																																														
VM2305A0	6 SERIES DOOR CAP FIXING PAWL	4.000	PC																																														
VM2267A	INTERNAL GLASS LOCKING SYSTEM SLIDER		KVM2386B	MM -M LEFT DOOR LEFT LOWER CAP KI	<table><tr><th>Code</th><th>Description</th><th>Qty</th><th>UOM</th></tr><tr><td>RC1200A0</td><td>ED=4 WIRE D.=0.5 COMPRESSIO N SPRING</td><td>2.000</td><td>PC</td></tr><tr><td>VE1030A1</td><td>MAGNET FOR DOOR MICROSWITC H D=22.9mm</td><td>1.000</td><td>PC</td></tr><tr><td>VI1220A1</td><td>4,2x12 TCB SELF-TAPPIN G SCREW</td><td>1.000</td><td>PC</td></tr><tr><td>VI1930A1</td><td>ST. STEEL 5X20 CHIP SCREW</td><td>4.000</td><td>PC</td></tr><tr><td>VI1996A0</td><td>M5x35 SCREW</td><td>4.000</td><td>PC</td></tr><tr><td>VM2267A0</td><td>INTERNAL GLASS LOCKING SYSTEM SLIDER</td><td>1.000</td><td>PC</td></tr></table>	Code	Description	Qty	UOM	RC1200A0	ED=4 WIRE D.=0.5 COMPRESSIO N SPRING	2.000	PC	VE1030A1	MAGNET FOR DOOR MICROSWITC H D=22.9mm	1.000	PC	VI1220A1	4,2x12 TCB SELF-TAPPIN G SCREW	1.000	PC	VI1930A1	ST. STEEL 5X20 CHIP SCREW	4.000	PC	VI1996A0	M5x35 SCREW	4.000	PC	VM2267A0	INTERNAL GLASS LOCKING SYSTEM SLIDER	1.000	PC																
Code	Description	Qty	UOM																																														
RC1200A0	ED=4 WIRE D.=0.5 COMPRESSIO N SPRING	2.000	PC																																														
VE1030A1	MAGNET FOR DOOR MICROSWITC H D=22.9mm	1.000	PC																																														
VI1220A1	4,2x12 TCB SELF-TAPPIN G SCREW	1.000	PC																																														
VI1930A1	ST. STEEL 5X20 CHIP SCREW	4.000	PC																																														
VI1996A0	M5x35 SCREW	4.000	PC																																														
VM2267A0	INTERNAL GLASS LOCKING SYSTEM SLIDER	1.000	PC																																														



COMPONENT			SPARE PART																																											
Code	Description	Image	Code	Description	Kit components																																									
VM2267A	INTERNAL GLASS LOCKING SYSTEM SLIDER		KVM2386B	MM -M LEFT DOOR LEFT LOWER CAP KI	<table><tr><th>Code</th><th>Description</th><th>Qty</th><th>UOM</th></tr><tr><td>VM2268A0</td><td>DOOR MAGNET COVER</td><td>1.000</td><td>PC</td></tr><tr><td>VM2269B0</td><td>INNER GLASS FIXING CAP</td><td>1.000</td><td>PC</td></tr><tr><td>VM2305A0</td><td>6 SERIES DOOR CAP FIXING PAWL</td><td>4.000</td><td>PC</td></tr><tr><td>VM2386B0</td><td>MM -M LEFT DOOR LEFT LOWER CAP KI</td><td>1.000</td><td>PC</td></tr></table>	Code	Description	Qty	UOM	VM2268A0	DOOR MAGNET COVER	1.000	PC	VM2269B0	INNER GLASS FIXING CAP	1.000	PC	VM2305A0	6 SERIES DOOR CAP FIXING PAWL	4.000	PC	VM2386B0	MM -M LEFT DOOR LEFT LOWER CAP KI	1.000	PC																					
			Code	Description	Qty	UOM																																								
			VM2268A0	DOOR MAGNET COVER	1.000	PC																																								
VM2269B0	INNER GLASS FIXING CAP	1.000	PC																																											
VM2305A0	6 SERIES DOOR CAP FIXING PAWL	4.000	PC																																											
VM2386B0	MM -M LEFT DOOR LEFT LOWER CAP KI	1.000	PC																																											
KVM2385B	MM -M LEFT DOOR LEFT UPPER CAP KI	<table><tr><th>Code</th><th>Description</th><th>Qty</th><th>UOM</th></tr><tr><td>RC1200A0</td><td>ED=4 WIRE D.=0.5 COMPRESSIO N SPRING</td><td>2.000</td><td>PC</td></tr><tr><td>VE1030A1</td><td>MAGNET FOR DOOR MICROSWITC H D=22.9mm</td><td>1.000</td><td>PC</td></tr><tr><td>VI1220A1</td><td>4,2x12 TCB SELF-TAPPIN G SCREW</td><td>1.000</td><td>PC</td></tr><tr><td>VI1930A1</td><td>ST. STEEL 5X20 CHIP SCREW</td><td>4.000</td><td>PC</td></tr><tr><td>VI1996A0</td><td>M5x35 SCREW</td><td>4.000</td><td>PC</td></tr><tr><td>VM2267A0</td><td>INTERNAL GLASS LOCKING SYSTEM SLIDER</td><td>1.000</td><td>PC</td></tr><tr><td>VM2268A0</td><td>DOOR MAGNET COVER</td><td>1.000</td><td>PC</td></tr><tr><td>VM2269B0</td><td>INNER GLASS FIXING CAP</td><td>1.000</td><td>PC</td></tr><tr><td>VM2305A0</td><td>6 SERIES DOOR CAP FIXING PAWL</td><td>4.000</td><td>PC</td></tr><tr><td>VM2385B0</td><td>S6 LEFT OVENS UPPER LEFT CAP</td><td>1.000</td><td>PC</td></tr></table>	Code	Description	Qty	UOM	RC1200A0	ED=4 WIRE D.=0.5 COMPRESSIO N SPRING	2.000	PC	VE1030A1	MAGNET FOR DOOR MICROSWITC H D=22.9mm	1.000	PC	VI1220A1	4,2x12 TCB SELF-TAPPIN G SCREW	1.000	PC	VI1930A1	ST. STEEL 5X20 CHIP SCREW	4.000	PC	VI1996A0	M5x35 SCREW	4.000	PC	VM2267A0	INTERNAL GLASS LOCKING SYSTEM SLIDER	1.000	PC	VM2268A0	DOOR MAGNET COVER	1.000	PC	VM2269B0	INNER GLASS FIXING CAP	1.000	PC	VM2305A0	6 SERIES DOOR CAP FIXING PAWL	4.000	PC	VM2385B0	S6 LEFT OVENS UPPER LEFT CAP	1.000	PC
Code	Description	Qty	UOM																																											
RC1200A0	ED=4 WIRE D.=0.5 COMPRESSIO N SPRING	2.000	PC																																											
VE1030A1	MAGNET FOR DOOR MICROSWITC H D=22.9mm	1.000	PC																																											
VI1220A1	4,2x12 TCB SELF-TAPPIN G SCREW	1.000	PC																																											
VI1930A1	ST. STEEL 5X20 CHIP SCREW	4.000	PC																																											
VI1996A0	M5x35 SCREW	4.000	PC																																											
VM2267A0	INTERNAL GLASS LOCKING SYSTEM SLIDER	1.000	PC																																											
VM2268A0	DOOR MAGNET COVER	1.000	PC																																											
VM2269B0	INNER GLASS FIXING CAP	1.000	PC																																											
VM2305A0	6 SERIES DOOR CAP FIXING PAWL	4.000	PC																																											
VM2385B0	S6 LEFT OVENS UPPER LEFT CAP	1.000	PC																																											
KVM2262B	MIND.MAPS -M DOOR RIGHT UPPER CAP KIT	<table><tr><th>Code</th><th>Description</th><th>Qty</th><th>UOM</th></tr><tr><td>RC1200A0</td><td>ED=4 WIRE D.=0.5 COMPRESSIO N SPRING</td><td>2.000</td><td>PC</td></tr><tr><td>VE1030A1</td><td>MAGNET FOR DOOR MICROSWITC H D=22.9mm</td><td>1.000</td><td>PC</td></tr></table>	Code	Description	Qty	UOM	RC1200A0	ED=4 WIRE D.=0.5 COMPRESSIO N SPRING	2.000	PC	VE1030A1	MAGNET FOR DOOR MICROSWITC H D=22.9mm	1.000	PC																																
Code	Description	Qty	UOM																																											
RC1200A0	ED=4 WIRE D.=0.5 COMPRESSIO N SPRING	2.000	PC																																											
VE1030A1	MAGNET FOR DOOR MICROSWITC H D=22.9mm	1.000	PC																																											






COMPONENT			SPARE PART																																											
Code	Description	Image	Code	Description	Kit components																																									
VM2267A	INTERNAL GLASS LOCKING SYSTEM SLIDER		KVM2262B	MIND.MAPS -M DOOR RIGHT UPPER CAP KIT	<table><tr><th>Code</th><th>Description</th><th>Qty</th><th>UOM</th></tr><tr><td>VI1220A1</td><td>4,2x12 TCB SELF-TAPPIN G SCREW</td><td>1.000</td><td>PC</td></tr><tr><td>VI1930A1</td><td>ST. STEEL 5X20 CHIP SCREW</td><td>4.000</td><td>PC</td></tr><tr><td>VI1996A0</td><td>M5x35 SCREW</td><td>4.000</td><td>PC</td></tr><tr><td>VM2262B0</td><td>MM -M DOOR RIGHT UPPER CAP</td><td>1.000</td><td>PC</td></tr><tr><td>VM2267A0</td><td>INTERNAL GLASS LOCKING SYSTEM SLIDER</td><td>1.000</td><td>PC</td></tr><tr><td>VM2268A0</td><td>DOOR MAGNET COVER</td><td>1.000</td><td>PC</td></tr><tr><td>VM2269B0</td><td>INNER GLASS FIXING CAP</td><td>1.000</td><td>PC</td></tr><tr><td>VM2305A0</td><td>6 SERIES DOOR CAP FIXING PAWL</td><td>4.000</td><td>PC</td></tr></table>	Code	Description	Qty	UOM	VI1220A1	4,2x12 TCB SELF-TAPPIN G SCREW	1.000	PC	VI1930A1	ST. STEEL 5X20 CHIP SCREW	4.000	PC	VI1996A0	M5x35 SCREW	4.000	PC	VM2262B0	MM -M DOOR RIGHT UPPER CAP	1.000	PC	VM2267A0	INTERNAL GLASS LOCKING SYSTEM SLIDER	1.000	PC	VM2268A0	DOOR MAGNET COVER	1.000	PC	VM2269B0	INNER GLASS FIXING CAP	1.000	PC	VM2305A0	6 SERIES DOOR CAP FIXING PAWL	4.000	PC					
			Code	Description	Qty	UOM																																								
VI1220A1	4,2x12 TCB SELF-TAPPIN G SCREW	1.000	PC																																											
VI1930A1	ST. STEEL 5X20 CHIP SCREW	4.000	PC																																											
VI1996A0	M5x35 SCREW	4.000	PC																																											
VM2262B0	MM -M DOOR RIGHT UPPER CAP	1.000	PC																																											
VM2267A0	INTERNAL GLASS LOCKING SYSTEM SLIDER	1.000	PC																																											
VM2268A0	DOOR MAGNET COVER	1.000	PC																																											
VM2269B0	INNER GLASS FIXING CAP	1.000	PC																																											
VM2305A0	6 SERIES DOOR CAP FIXING PAWL	4.000	PC																																											
KVM2261B	MIND.MAPS -M DOOR RIGHT LOWER CAP KIT	<table><tr><th>Code</th><th>Description</th><th>Qty</th><th>UOM</th></tr><tr><td>RC1200A0</td><td>ED=4 WIRE D.=0.5 COMPRESSIO N SPRING</td><td>2.000</td><td>PC</td></tr><tr><td>VE1030A1</td><td>MAGNET FOR DOOR MICROSWITC H D=22,9mm</td><td>1.000</td><td>PC</td></tr><tr><td>VI1220A1</td><td>4,2x12 TCB SELF-TAPPIN G SCREW</td><td>1.000</td><td>PC</td></tr><tr><td>VI1930A1</td><td>ST. STEEL 5X20 CHIP SCREW</td><td>4.000</td><td>PC</td></tr><tr><td>VI1996A0</td><td>M5x35 SCREW</td><td>4.000</td><td>PC</td></tr><tr><td>VM2261B0</td><td>MM -M DOOR RIGHT LOWER CAP</td><td>1.000</td><td>PC</td></tr><tr><td>VM2267A0</td><td>INTERNAL GLASS LOCKING SYSTEM SLIDER</td><td>1.000</td><td>PC</td></tr><tr><td>VM2268A0</td><td>DOOR MAGNET COVER</td><td>1.000</td><td>PC</td></tr><tr><td>VM2269B0</td><td>INNER GLASS FIXING CAP</td><td>1.000</td><td>PC</td></tr><tr><td>VM2305A0</td><td>6 SERIES DOOR CAP FIXING PAWL</td><td>4.000</td><td>PC</td></tr></table>	Code	Description	Qty	UOM	RC1200A0	ED=4 WIRE D.=0.5 COMPRESSIO N SPRING	2.000	PC	VE1030A1	MAGNET FOR DOOR MICROSWITC H D=22,9mm	1.000	PC	VI1220A1	4,2x12 TCB SELF-TAPPIN G SCREW	1.000	PC	VI1930A1	ST. STEEL 5X20 CHIP SCREW	4.000	PC	VI1996A0	M5x35 SCREW	4.000	PC	VM2261B0	MM -M DOOR RIGHT LOWER CAP	1.000	PC	VM2267A0	INTERNAL GLASS LOCKING SYSTEM SLIDER	1.000	PC	VM2268A0	DOOR MAGNET COVER	1.000	PC	VM2269B0	INNER GLASS FIXING CAP	1.000	PC	VM2305A0	6 SERIES DOOR CAP FIXING PAWL	4.000	PC
Code	Description	Qty	UOM																																											
RC1200A0	ED=4 WIRE D.=0.5 COMPRESSIO N SPRING	2.000	PC																																											
VE1030A1	MAGNET FOR DOOR MICROSWITC H D=22,9mm	1.000	PC																																											
VI1220A1	4,2x12 TCB SELF-TAPPIN G SCREW	1.000	PC																																											
VI1930A1	ST. STEEL 5X20 CHIP SCREW	4.000	PC																																											
VI1996A0	M5x35 SCREW	4.000	PC																																											
VM2261B0	MM -M DOOR RIGHT LOWER CAP	1.000	PC																																											
VM2267A0	INTERNAL GLASS LOCKING SYSTEM SLIDER	1.000	PC																																											
VM2268A0	DOOR MAGNET COVER	1.000	PC																																											
VM2269B0	INNER GLASS FIXING CAP	1.000	PC																																											
VM2305A0	6 SERIES DOOR CAP FIXING PAWL	4.000	PC																																											


COMPONENT			SPARE PART										
Code	Description	Image	Code	Description	Kit components								
VM2268A	DOOR MAGNET COVER		KVM2268A	DOOR MAGNET COVER KIT	<table><tr><th>Code</th><th>Description</th><th>Qty</th><th>UOM</th></tr><tr><td>VM2268A0</td><td>DOOR MAGNET COVER</td><td>1.000</td><td>PC</td></tr></table>	Code	Description	Qty	UOM	VM2268A0	DOOR MAGNET COVER	1.000	PC
Code	Description	Qty	UOM										
VM2268A0	DOOR MAGNET COVER	1.000	PC										
VM2269B	INNER GLASS FIXING CAP		KVM2269B	INNER GLASS FIXING CAP KIT -M	<table><tr><th>Code</th><th>Description</th><th>Qty</th><th>UOM</th></tr><tr><td>VM2269B0</td><td>INNER GLASS FIXING CAP</td><td>2.000</td><td>PC</td></tr></table>	Code	Description	Qty	UOM	VM2269B0	INNER GLASS FIXING CAP	2.000	PC
Code	Description	Qty	UOM										
VM2269B0	INNER GLASS FIXING CAP	2.000	PC										
VM2305A	6 SERIES DOOR CAP FIXING PAWL		KVM2305A	MM FIXING DOOR THUB SCREWS 10 PCS KIT	<table><tr><th>Code</th><th>Description</th><th>Qty</th><th>UOM</th></tr><tr><td>VM2305A0</td><td>6 SERIES DOOR CAP FIXING PAWL</td><td>10.000</td><td>PC</td></tr></table>	Code	Description	Qty	UOM	VM2305A0	6 SERIES DOOR CAP FIXING PAWL	10.000	PC
Code	Description	Qty	UOM										
VM2305A0	6 SERIES DOOR CAP FIXING PAWL	10.000	PC										
VI1074A	4X16 SCREW FOR PLASTIC		VI1074A0	4X16 SCREW FOR PLASTIC									
VI1930A	ST. STEEL 5X20 CHIP SCREW		VI1147A0	5X25 STAINLESS STEEL SCREW									

COMPONENT			SPARE PART																																		
Code	Description	Image	Code	Description	Kit components																																
VI1996A	M5x35 SCREW		VI1996A0	M5x35 SCREW																																	
VM2260B	S6 LEFT UPPER CAP		KVM2260B	MM M RIGHT DOOR -LEFT UPPER CAP KI	<table><tr><th>Code</th><th>Description</th><th>Qty</th><th>UOM</th></tr><tr><td>VI1103A0</td><td>40X12 TBSP SCREW FOR PLASTIC</td><td>1.000</td><td>PC</td></tr><tr><td>VI1930A1</td><td>ST. STEEL 5X20 CHIP SCREW</td><td>4.000</td><td>PC</td></tr><tr><td>VI1996A0</td><td>M5x35 SCREW</td><td>2.000</td><td>PC</td></tr><tr><td>VM2260B0</td><td>S6 LEFT UPPER CAP</td><td>1.000</td><td>PC</td></tr><tr><td>VM2275A0</td><td>SMOOTH BUSHING</td><td>1.000</td><td>PC</td></tr><tr><td>VM2305A0</td><td>6 SERIES DOOR CAP FIXING PAWL</td><td>3.000</td><td>PC</td></tr><tr><td>VP1081A0</td><td>UPPER HINGE CAP FOR UPPER INNER GLASS</td><td>1.000</td><td>PC</td></tr></table>	Code	Description	Qty	UOM	VI1103A0	40X12 TBSP SCREW FOR PLASTIC	1.000	PC	VI1930A1	ST. STEEL 5X20 CHIP SCREW	4.000	PC	VI1996A0	M5x35 SCREW	2.000	PC	VM2260B0	S6 LEFT UPPER CAP	1.000	PC	VM2275A0	SMOOTH BUSHING	1.000	PC	VM2305A0	6 SERIES DOOR CAP FIXING PAWL	3.000	PC	VP1081A0	UPPER HINGE CAP FOR UPPER INNER GLASS	1.000	PC
Code	Description	Qty	UOM																																		
VI1103A0	40X12 TBSP SCREW FOR PLASTIC	1.000	PC																																		
VI1930A1	ST. STEEL 5X20 CHIP SCREW	4.000	PC																																		
VI1996A0	M5x35 SCREW	2.000	PC																																		
VM2260B0	S6 LEFT UPPER CAP	1.000	PC																																		
VM2275A0	SMOOTH BUSHING	1.000	PC																																		
VM2305A0	6 SERIES DOOR CAP FIXING PAWL	3.000	PC																																		
VP1081A0	UPPER HINGE CAP FOR UPPER INNER GLASS	1.000	PC																																		
VM2275A	SMOOTH BUSHING		KVM2275A	SMOOTH PIN BUSHING KIT	<table><tr><th>Code</th><th>Description</th><th>Qty</th><th>UOM</th></tr><tr><td>VM2275A0</td><td>SMOOTH BUSHING</td><td>1.000</td><td>PC</td></tr></table>	Code	Description	Qty	UOM	VM2275A0	SMOOTH BUSHING	1.000	PC																								
Code	Description	Qty	UOM																																		
VM2275A0	SMOOTH BUSHING	1.000	PC																																		
VM2305A	6 SERIES DOOR CAP FIXING PAWL		KVM2305A	MM FIXING DOOR THUB SCREWS 10 PCS KIT	<table><tr><th>Code</th><th>Description</th><th>Qty</th><th>UOM</th></tr><tr><td>VM2305A0</td><td>6 SERIES DOOR CAP FIXING PAWL</td><td>10.000</td><td>PC</td></tr></table>	Code	Description	Qty	UOM	VM2305A0	6 SERIES DOOR CAP FIXING PAWL	10.000	PC																								
Code	Description	Qty	UOM																																		
VM2305A0	6 SERIES DOOR CAP FIXING PAWL	10.000	PC																																		

COMPONENT			SPARE PART																																		
Code	Description	Image	Code	Description	Kit components																																
VP1081A	UPPER HINGE CAP FOR UPPER INNER GLASS		KVM2384B	MM- M LEFT DOOR RIGHT LOWER CAP KIT	<table><thead><tr><th>Code</th><th>Description</th><th>Qty</th><th>UOM</th></tr></thead><tbody><tr><td>VI1074A0</td><td>4X16 SCREW FOR PLASTIC</td><td>1.000</td><td>PC</td></tr><tr><td>VI1930A1</td><td>ST. STEEL 5X20 CHIP SCREW</td><td>4.000</td><td>PC</td></tr><tr><td>VI1996A0</td><td>M5x35 SCREW</td><td>3.000</td><td>PC</td></tr><tr><td>VM2274A0</td><td>GROOVED BUSHING</td><td>1.000</td><td>PC</td></tr><tr><td>VM2305A0</td><td>6 SERIES DOOR CAP FIXING PAWL</td><td>3.000</td><td>PC</td></tr><tr><td>VM2384B0</td><td></td><td>1.000</td><td>PC</td></tr><tr><td>VP1081A0</td><td>UPPER HINGE CAP FOR UPPER INNER GLASS</td><td>1.000</td><td>PC</td></tr></tbody></table>	Code	Description	Qty	UOM	VI1074A0	4X16 SCREW FOR PLASTIC	1.000	PC	VI1930A1	ST. STEEL 5X20 CHIP SCREW	4.000	PC	VI1996A0	M5x35 SCREW	3.000	PC	VM2274A0	GROOVED BUSHING	1.000	PC	VM2305A0	6 SERIES DOOR CAP FIXING PAWL	3.000	PC	VM2384B0		1.000	PC	VP1081A0	UPPER HINGE CAP FOR UPPER INNER GLASS	1.000	PC
			Code	Description	Qty	UOM																															
VI1074A0	4X16 SCREW FOR PLASTIC	1.000	PC																																		
VI1930A1	ST. STEEL 5X20 CHIP SCREW	4.000	PC																																		
VI1996A0	M5x35 SCREW	3.000	PC																																		
VM2274A0	GROOVED BUSHING	1.000	PC																																		
VM2305A0	6 SERIES DOOR CAP FIXING PAWL	3.000	PC																																		
VM2384B0		1.000	PC																																		
VP1081A0	UPPER HINGE CAP FOR UPPER INNER GLASS	1.000	PC																																		
KVM2260B	MM M RIGHT DOOR -LEFT UPPER CAP KI	<table><thead><tr><th>Code</th><th>Description</th><th>Qty</th><th>UOM</th></tr></thead><tbody><tr><td>VI1103A0</td><td>40X12 TBSP SCREW FOR PLASTIC</td><td>1.000</td><td>PC</td></tr><tr><td>VI1930A1</td><td>ST. STEEL 5X20 CHIP SCREW</td><td>4.000</td><td>PC</td></tr><tr><td>VI1996A0</td><td>M5x35 SCREW</td><td>2.000</td><td>PC</td></tr><tr><td>VM2260B0</td><td>S6 LEFT UPPER CAP</td><td>1.000</td><td>PC</td></tr><tr><td>VM2275A0</td><td>SMOOTH BUSHING</td><td>1.000</td><td>PC</td></tr><tr><td>VM2305A0</td><td>6 SERIES DOOR CAP FIXING PAWL</td><td>3.000</td><td>PC</td></tr><tr><td>VP1081A0</td><td>UPPER HINGE CAP FOR UPPER INNER GLASS</td><td>1.000</td><td>PC</td></tr></tbody></table>	Code	Description	Qty	UOM	VI1103A0	40X12 TBSP SCREW FOR PLASTIC	1.000	PC	VI1930A1	ST. STEEL 5X20 CHIP SCREW	4.000	PC	VI1996A0	M5x35 SCREW	2.000	PC	VM2260B0	S6 LEFT UPPER CAP	1.000	PC	VM2275A0	SMOOTH BUSHING	1.000	PC	VM2305A0	6 SERIES DOOR CAP FIXING PAWL	3.000	PC	VP1081A0	UPPER HINGE CAP FOR UPPER INNER GLASS	1.000	PC			
Code	Description	Qty	UOM																																		
VI1103A0	40X12 TBSP SCREW FOR PLASTIC	1.000	PC																																		
VI1930A1	ST. STEEL 5X20 CHIP SCREW	4.000	PC																																		
VI1996A0	M5x35 SCREW	2.000	PC																																		
VM2260B0	S6 LEFT UPPER CAP	1.000	PC																																		
VM2275A0	SMOOTH BUSHING	1.000	PC																																		
VM2305A0	6 SERIES DOOR CAP FIXING PAWL	3.000	PC																																		
VP1081A0	UPPER HINGE CAP FOR UPPER INNER GLASS	1.000	PC																																		
VI1074A	4X16 SCREW FOR PLASTIC		VI1074A0	4X16 SCREW FOR PLASTIC																																	

COMPONENT			SPARE PART																																		
Code	Description	Image	Code	Description	Kit components																																
VI1930A	ST. STEEL 5X20 CHIP SCREW		VI1147A0	5X25 STAINLESS STEEL SCREW																																	
VI1996A	M5x35 SCREW		VI1996A0	M5x35 SCREW																																	
VM2259B	VM2259B0		KVM2259B	MM -M RIGHT DOOR LEFT LOWER CAP KI	<table><tr><th>Code</th><th>Description</th><th>Qty</th><th>UOM</th></tr><tr><td>VI1103A0</td><td>40X12 TBSP SCREW FOR PLASTIC</td><td>1.000</td><td>PC</td></tr><tr><td>VI1930A1</td><td>ST. STEEL 5X20 CHIP SCREW</td><td>4.000</td><td>PC</td></tr><tr><td>VI1996A0</td><td>M5x35 SCREW</td><td>3.000</td><td>PC</td></tr><tr><td>VM2259B0</td><td>VM2259B0</td><td>1.000</td><td>PC</td></tr><tr><td>VM2274A0</td><td>GROOVED BUSHING</td><td>1.000</td><td>PC</td></tr><tr><td>VM2305A0</td><td>6 SERIES DOOR CAP FIXING PAWL</td><td>3.000</td><td>PC</td></tr><tr><td>VP1080A0</td><td>UPPER HINGE CAP FOR LOWER INNER GLASS</td><td>1.000</td><td>PC</td></tr></table>	Code	Description	Qty	UOM	VI1103A0	40X12 TBSP SCREW FOR PLASTIC	1.000	PC	VI1930A1	ST. STEEL 5X20 CHIP SCREW	4.000	PC	VI1996A0	M5x35 SCREW	3.000	PC	VM2259B0	VM2259B0	1.000	PC	VM2274A0	GROOVED BUSHING	1.000	PC	VM2305A0	6 SERIES DOOR CAP FIXING PAWL	3.000	PC	VP1080A0	UPPER HINGE CAP FOR LOWER INNER GLASS	1.000	PC
Code	Description	Qty	UOM																																		
VI1103A0	40X12 TBSP SCREW FOR PLASTIC	1.000	PC																																		
VI1930A1	ST. STEEL 5X20 CHIP SCREW	4.000	PC																																		
VI1996A0	M5x35 SCREW	3.000	PC																																		
VM2259B0	VM2259B0	1.000	PC																																		
VM2274A0	GROOVED BUSHING	1.000	PC																																		
VM2305A0	6 SERIES DOOR CAP FIXING PAWL	3.000	PC																																		
VP1080A0	UPPER HINGE CAP FOR LOWER INNER GLASS	1.000	PC																																		
VM2274A	GROOVED BUSHING		KVM2274A	GROOVED PIN BUSHING KIT	<table><tr><th>Code</th><th>Description</th><th>Qty</th><th>UOM</th></tr><tr><td>VM2274A0</td><td>GROOVED BUSHING</td><td>1.000</td><td>PC</td></tr></table>	Code	Description	Qty	UOM	VM2274A0	GROOVED BUSHING	1.000	PC																								
Code	Description	Qty	UOM																																		
VM2274A0	GROOVED BUSHING	1.000	PC																																		
			K0B1126AR	BAKERTOP MM RIGHT DOOR LOWER BEAM KIT	<table><tr><th>Code</th><th>Description</th><th>Qty</th><th>UOM</th></tr><tr><td>0B1126A1</td><td>MM BT DOOR LOWER CROSS BAR</td><td>1.000</td><td>PC</td></tr><tr><td>RC1200A0</td><td>ED=4 WIRE D.=0.5 COMPRESSIO N SPRING</td><td>2.000</td><td>PC</td></tr><tr><td>VI1220A1</td><td>4,2x12 TCB SELF-TAPPIN G SCREW</td><td>1.000</td><td>PC</td></tr><tr><td>VI1996A0</td><td>M5x35 SCREW</td><td>7.000</td><td>PC</td></tr></table>	Code	Description	Qty	UOM	0B1126A1	MM BT DOOR LOWER CROSS BAR	1.000	PC	RC1200A0	ED=4 WIRE D.=0.5 COMPRESSIO N SPRING	2.000	PC	VI1220A1	4,2x12 TCB SELF-TAPPIN G SCREW	1.000	PC	VI1996A0	M5x35 SCREW	7.000	PC												
Code	Description	Qty	UOM																																		
0B1126A1	MM BT DOOR LOWER CROSS BAR	1.000	PC																																		
RC1200A0	ED=4 WIRE D.=0.5 COMPRESSIO N SPRING	2.000	PC																																		
VI1220A1	4,2x12 TCB SELF-TAPPIN G SCREW	1.000	PC																																		
VI1996A0	M5x35 SCREW	7.000	PC																																		



COMPONENT			SPARE PART																																																			
Code	Description	Image	Code	Description	Kit components																																																	
VM2274A	GROOVED BUSHING		K0B1126AR	BAKERTOP MM RIGHT DOOR LOWER BEAM KIT	<table><tr><th>Code</th><th>Description</th><th>Qty</th><th>UOM</th></tr><tr><td>VM1794A0</td><td>250x4.8 PA66 BLACK CLAMP</td><td>2.000</td><td>PC</td></tr><tr><td>VM2103A0</td><td>CLAMP LOCK</td><td>2.000</td><td>PC</td></tr><tr><td>VM2259A1</td><td>6 SERIES DOOR LOWER LEFT CAP</td><td>1.000</td><td>PC</td></tr><tr><td>VM2261A1</td><td>MM DOOR LOWER RIGHT CAP</td><td>1.000</td><td>PC</td></tr><tr><td>VM2267A0</td><td>INTERNAL GLASS LOCKING SYSTEM SLIDER</td><td>1.000</td><td>PC</td></tr><tr><td>VM2269A0</td><td>INTERNAL GLASS LOCKING SYSTEM CAP</td><td>1.000</td><td>PC</td></tr><tr><td>VM2274A0</td><td>GROOVED BUSHING</td><td>1.000</td><td>PC</td></tr><tr><td>VM2305A0</td><td>6 SERIES DOOR CAP FIXING PAWL</td><td>7.000</td><td>PC</td></tr></table>	Code	Description	Qty	UOM	VM1794A0	250x4.8 PA66 BLACK CLAMP	2.000	PC	VM2103A0	CLAMP LOCK	2.000	PC	VM2259A1	6 SERIES DOOR LOWER LEFT CAP	1.000	PC	VM2261A1	MM DOOR LOWER RIGHT CAP	1.000	PC	VM2267A0	INTERNAL GLASS LOCKING SYSTEM SLIDER	1.000	PC	VM2269A0	INTERNAL GLASS LOCKING SYSTEM CAP	1.000	PC	VM2274A0	GROOVED BUSHING	1.000	PC	VM2305A0	6 SERIES DOOR CAP FIXING PAWL	7.000	PC													
			Code	Description	Qty	UOM																																																
VM1794A0	250x4.8 PA66 BLACK CLAMP	2.000	PC																																																			
VM2103A0	CLAMP LOCK	2.000	PC																																																			
VM2259A1	6 SERIES DOOR LOWER LEFT CAP	1.000	PC																																																			
VM2261A1	MM DOOR LOWER RIGHT CAP	1.000	PC																																																			
VM2267A0	INTERNAL GLASS LOCKING SYSTEM SLIDER	1.000	PC																																																			
VM2269A0	INTERNAL GLASS LOCKING SYSTEM CAP	1.000	PC																																																			
VM2274A0	GROOVED BUSHING	1.000	PC																																																			
VM2305A0	6 SERIES DOOR CAP FIXING PAWL	7.000	PC																																																			
K0B1126AL	EU AND 2/1 MM LEFT DOOR LOWER BEAM KIT	<table><tr><th>Code</th><th>Description</th><th>Qty</th><th>UOM</th></tr><tr><td>0B1126A1</td><td>MM BT DOOR LOWER CROSS BAR</td><td>1.000</td><td>PC</td></tr><tr><td>RC1200A0</td><td>ED=4 WIRE D.=0.5 COMPRESSION N SPRING</td><td>2.000</td><td>PC</td></tr><tr><td>VI1220A1</td><td>4,2x12 TCB SELF-TAPPIN G SCREW</td><td>1.000</td><td>PC</td></tr><tr><td>VI1996A0</td><td>M5x35 SCREW</td><td>7.000</td><td>PC</td></tr><tr><td>VM1794A0</td><td>250x4.8 PA66 BLACK CLAMP</td><td>2.000</td><td>PC</td></tr><tr><td>VM2103A0</td><td>CLAMP LOCK</td><td>2.000</td><td>PC</td></tr><tr><td>VM2267A0</td><td>INTERNAL GLASS LOCKING SYSTEM SLIDER</td><td>1.000</td><td>PC</td></tr><tr><td>VM2269A0</td><td>INTERNAL GLASS LOCKING SYSTEM CAP</td><td>1.000</td><td>PC</td></tr><tr><td>VM2274A0</td><td>GROOVED BUSHING</td><td>1.000</td><td>PC</td></tr><tr><td>VM2305A0</td><td>6 SERIES DOOR CAP FIXING PAWL</td><td>7.000</td><td>PC</td></tr><tr><td>VM2384A0</td><td>MM LEFT DOOR RIGHT LOWER CAP</td><td>1.000</td><td>PC</td></tr><tr><td>VM2386A1</td><td>LEFT MM DOOR LOWER LEFT CAP</td><td>1.000</td><td>PC</td></tr></table>	Code	Description	Qty	UOM	0B1126A1	MM BT DOOR LOWER CROSS BAR	1.000	PC	RC1200A0	ED=4 WIRE D.=0.5 COMPRESSION N SPRING	2.000	PC	VI1220A1	4,2x12 TCB SELF-TAPPIN G SCREW	1.000	PC	VI1996A0	M5x35 SCREW	7.000	PC	VM1794A0	250x4.8 PA66 BLACK CLAMP	2.000	PC	VM2103A0	CLAMP LOCK	2.000	PC	VM2267A0	INTERNAL GLASS LOCKING SYSTEM SLIDER	1.000	PC	VM2269A0	INTERNAL GLASS LOCKING SYSTEM CAP	1.000	PC	VM2274A0	GROOVED BUSHING	1.000	PC	VM2305A0	6 SERIES DOOR CAP FIXING PAWL	7.000	PC	VM2384A0	MM LEFT DOOR RIGHT LOWER CAP	1.000	PC	VM2386A1	LEFT MM DOOR LOWER LEFT CAP	1.000	PC
Code	Description	Qty	UOM																																																			
0B1126A1	MM BT DOOR LOWER CROSS BAR	1.000	PC																																																			
RC1200A0	ED=4 WIRE D.=0.5 COMPRESSION N SPRING	2.000	PC																																																			
VI1220A1	4,2x12 TCB SELF-TAPPIN G SCREW	1.000	PC																																																			
VI1996A0	M5x35 SCREW	7.000	PC																																																			
VM1794A0	250x4.8 PA66 BLACK CLAMP	2.000	PC																																																			
VM2103A0	CLAMP LOCK	2.000	PC																																																			
VM2267A0	INTERNAL GLASS LOCKING SYSTEM SLIDER	1.000	PC																																																			
VM2269A0	INTERNAL GLASS LOCKING SYSTEM CAP	1.000	PC																																																			
VM2274A0	GROOVED BUSHING	1.000	PC																																																			
VM2305A0	6 SERIES DOOR CAP FIXING PAWL	7.000	PC																																																			
VM2384A0	MM LEFT DOOR RIGHT LOWER CAP	1.000	PC																																																			
VM2386A1	LEFT MM DOOR LOWER LEFT CAP	1.000	PC																																																			



COMPONENT			SPARE PART																																																						
Code	Description	Image	Code	Description	Kit components																																																				
VM2274A	GROOVED BUSHING		K0B1122AR	CHEFTOP MM RIGHT DOOR LOWER BEAM KIT	<table><tr><th>Code</th><th>Description</th><th>Qty</th><th>UOM</th></tr><tr><td>0B1122A1</td><td>750MM DOOR LOWER FRAME SHAPE</td><td>1.000</td><td>PC</td></tr><tr><td>RC1200A0</td><td>ED=4 WIRE D.=0.5 COMPRESSIO N SPRING</td><td>2.000</td><td>PC</td></tr><tr><td>VI1220A1</td><td>4,2x12 TCB SELF-TAPPIN G SCREW</td><td>1.000</td><td>PC</td></tr><tr><td>VI1996A0</td><td>M5x35 SCREW</td><td>7.000</td><td>PC</td></tr><tr><td>VM1794A0</td><td>250x4.8 PA66 BLACK CLAMP</td><td>2.000</td><td>PC</td></tr><tr><td>VM2103A0</td><td>CLAMP LOCK</td><td>2.000</td><td>PC</td></tr><tr><td>VM2259A1</td><td>6 SERIES DOOR LOWER LEFT CAP</td><td>1.000</td><td>PC</td></tr><tr><td>VM2261A1</td><td>MM DOOR LOWER RIGHT CAP</td><td>1.000</td><td>PC</td></tr><tr><td>VM2267A0</td><td>INTERNAL GLASS LOCKING SYSTEM SLIDER</td><td>1.000</td><td>PC</td></tr><tr><td>VM2269A0</td><td>INTERNAL GLASS LOCKING SYSTEM CAP</td><td>1.000</td><td>PC</td></tr><tr><td>VM2274A0</td><td>GROOVED BUSHING</td><td>1.000</td><td>PC</td></tr><tr><td>VM2305A0</td><td>6 SERIES DOOR CAP FIXING PAWL</td><td>7.000</td><td>PC</td></tr></table>	Code	Description	Qty	UOM	0B1122A1	750MM DOOR LOWER FRAME SHAPE	1.000	PC	RC1200A0	ED=4 WIRE D.=0.5 COMPRESSIO N SPRING	2.000	PC	VI1220A1	4,2x12 TCB SELF-TAPPIN G SCREW	1.000	PC	VI1996A0	M5x35 SCREW	7.000	PC	VM1794A0	250x4.8 PA66 BLACK CLAMP	2.000	PC	VM2103A0	CLAMP LOCK	2.000	PC	VM2259A1	6 SERIES DOOR LOWER LEFT CAP	1.000	PC	VM2261A1	MM DOOR LOWER RIGHT CAP	1.000	PC	VM2267A0	INTERNAL GLASS LOCKING SYSTEM SLIDER	1.000	PC	VM2269A0	INTERNAL GLASS LOCKING SYSTEM CAP	1.000	PC	VM2274A0	GROOVED BUSHING	1.000	PC	VM2305A0	6 SERIES DOOR CAP FIXING PAWL	7.000	PC
Code	Description	Qty	UOM																																																						
0B1122A1	750MM DOOR LOWER FRAME SHAPE	1.000	PC																																																						
RC1200A0	ED=4 WIRE D.=0.5 COMPRESSIO N SPRING	2.000	PC																																																						
VI1220A1	4,2x12 TCB SELF-TAPPIN G SCREW	1.000	PC																																																						
VI1996A0	M5x35 SCREW	7.000	PC																																																						
VM1794A0	250x4.8 PA66 BLACK CLAMP	2.000	PC																																																						
VM2103A0	CLAMP LOCK	2.000	PC																																																						
VM2259A1	6 SERIES DOOR LOWER LEFT CAP	1.000	PC																																																						
VM2261A1	MM DOOR LOWER RIGHT CAP	1.000	PC																																																						
VM2267A0	INTERNAL GLASS LOCKING SYSTEM SLIDER	1.000	PC																																																						
VM2269A0	INTERNAL GLASS LOCKING SYSTEM CAP	1.000	PC																																																						
VM2274A0	GROOVED BUSHING	1.000	PC																																																						
VM2305A0	6 SERIES DOOR CAP FIXING PAWL	7.000	PC																																																						
			K0B1122AL	CHEFTOP MM LEFT DOOR LOWER BEAM KIT	<table><tr><th>Code</th><th>Description</th><th>Qty</th><th>UOM</th></tr><tr><td>0B1122A1</td><td>750MM DOOR LOWER FRAME SHAPE</td><td>1.000</td><td>PC</td></tr><tr><td>RC1200A0</td><td>ED=4 WIRE D.=0.5 COMPRESSIO N SPRING</td><td>2.000</td><td>PC</td></tr><tr><td>VI1220A1</td><td>4,2x12 TCB SELF-TAPPIN G SCREW</td><td>1.000</td><td>PC</td></tr><tr><td>VI1996A0</td><td>M5x35 SCREW</td><td>7.000</td><td>PC</td></tr><tr><td>VM1794A0</td><td>250x4.8 PA66 BLACK CLAMP</td><td>2.000</td><td>PC</td></tr><tr><td>VM2103A0</td><td>CLAMP LOCK</td><td>2.000</td><td>PC</td></tr><tr><td>VM2267A0</td><td>INTERNAL GLASS LOCKING SYSTEM SLIDER</td><td>1.000</td><td>PC</td></tr></table>	Code	Description	Qty	UOM	0B1122A1	750MM DOOR LOWER FRAME SHAPE	1.000	PC	RC1200A0	ED=4 WIRE D.=0.5 COMPRESSIO N SPRING	2.000	PC	VI1220A1	4,2x12 TCB SELF-TAPPIN G SCREW	1.000	PC	VI1996A0	M5x35 SCREW	7.000	PC	VM1794A0	250x4.8 PA66 BLACK CLAMP	2.000	PC	VM2103A0	CLAMP LOCK	2.000	PC	VM2267A0	INTERNAL GLASS LOCKING SYSTEM SLIDER	1.000	PC																				
Code	Description	Qty	UOM																																																						
0B1122A1	750MM DOOR LOWER FRAME SHAPE	1.000	PC																																																						
RC1200A0	ED=4 WIRE D.=0.5 COMPRESSIO N SPRING	2.000	PC																																																						
VI1220A1	4,2x12 TCB SELF-TAPPIN G SCREW	1.000	PC																																																						
VI1996A0	M5x35 SCREW	7.000	PC																																																						
VM1794A0	250x4.8 PA66 BLACK CLAMP	2.000	PC																																																						
VM2103A0	CLAMP LOCK	2.000	PC																																																						
VM2267A0	INTERNAL GLASS LOCKING SYSTEM SLIDER	1.000	PC																																																						








COMPONENT			SPARE PART																																		
Code	Description	Image	Code	Description	Kit components																																
VM2274A	GROOVED BUSHING		K0B1122AL	CHEFTOP MM LEFT DOOR LOWER BEAM KIT	<table><tr><th>Code</th><th>Description</th><th>Qty</th><th>UOM</th></tr><tr><td>VM2269A0</td><td>INTERNAL GLASS LOCKING SYSTEM CAP</td><td>1.000</td><td>PC</td></tr><tr><td>VM2274A0</td><td>GROOVED BUSHING</td><td>1.000</td><td>PC</td></tr><tr><td>VM2305A0</td><td>6 SERIES DOOR CAP FIXING PAWL</td><td>7.000</td><td>PC</td></tr><tr><td>VM2384A0</td><td>MM LEFT DOOR RIGHT LOWER CAP</td><td>1.000</td><td>PC</td></tr><tr><td>VM2386A1</td><td>LEFT MM DOOR LOWER LEFT CAP</td><td>1.000</td><td>PC</td></tr></table>	Code	Description	Qty	UOM	VM2269A0	INTERNAL GLASS LOCKING SYSTEM CAP	1.000	PC	VM2274A0	GROOVED BUSHING	1.000	PC	VM2305A0	6 SERIES DOOR CAP FIXING PAWL	7.000	PC	VM2384A0	MM LEFT DOOR RIGHT LOWER CAP	1.000	PC	VM2386A1	LEFT MM DOOR LOWER LEFT CAP	1.000	PC								
Code	Description	Qty	UOM																																		
VM2269A0	INTERNAL GLASS LOCKING SYSTEM CAP	1.000	PC																																		
VM2274A0	GROOVED BUSHING	1.000	PC																																		
VM2305A0	6 SERIES DOOR CAP FIXING PAWL	7.000	PC																																		
VM2384A0	MM LEFT DOOR RIGHT LOWER CAP	1.000	PC																																		
VM2386A1	LEFT MM DOOR LOWER LEFT CAP	1.000	PC																																		
VM2305A	6 SERIES DOOR CAP FIXING PAWL		KVM2305A	MM FIXING DOOR THUB SCREWS 10 PCS KIT	<table><tr><th>Code</th><th>Description</th><th>Qty</th><th>UOM</th></tr><tr><td>VM2305A0</td><td>6 SERIES DOOR CAP FIXING PAWL</td><td>10.000</td><td>PC</td></tr></table>	Code	Description	Qty	UOM	VM2305A0	6 SERIES DOOR CAP FIXING PAWL	10.000	PC																								
Code	Description	Qty	UOM																																		
VM2305A0	6 SERIES DOOR CAP FIXING PAWL	10.000	PC																																		
VP1080A	UPPER HINGE CAP FOR LOWER INNER GLASS		KVM2383B	MM -M LEFT DOOR RIGHT UPPER CAP KIT	<table><tr><th>Code</th><th>Description</th><th>Qty</th><th>UOM</th></tr><tr><td>VI1074A0</td><td>4X16 SCREW FOR PLASTIC</td><td>1.000</td><td>PC</td></tr><tr><td>VI1930A1</td><td>ST. STEEL 5X20 CHIP SCREW</td><td>4.000</td><td>PC</td></tr><tr><td>VI1996A0</td><td>M5x35 SCREW</td><td>3.000</td><td>PC</td></tr><tr><td>VM2275A0</td><td>SMOOTH BUSHING</td><td>1.000</td><td>PC</td></tr><tr><td>VM2305A0</td><td>6 SERIES DOOR CAP FIXING PAWL</td><td>3.000</td><td>PC</td></tr><tr><td>VM2383B0</td><td>S6 LEFT OVENS UPPER RIGHT CAP</td><td>1.000</td><td>PC</td></tr><tr><td>VP1080A0</td><td>UPPER HINGE CAP FOR LOWER INNER GLASS</td><td>1.000</td><td>PC</td></tr></table>	Code	Description	Qty	UOM	VI1074A0	4X16 SCREW FOR PLASTIC	1.000	PC	VI1930A1	ST. STEEL 5X20 CHIP SCREW	4.000	PC	VI1996A0	M5x35 SCREW	3.000	PC	VM2275A0	SMOOTH BUSHING	1.000	PC	VM2305A0	6 SERIES DOOR CAP FIXING PAWL	3.000	PC	VM2383B0	S6 LEFT OVENS UPPER RIGHT CAP	1.000	PC	VP1080A0	UPPER HINGE CAP FOR LOWER INNER GLASS	1.000	PC
Code	Description	Qty	UOM																																		
VI1074A0	4X16 SCREW FOR PLASTIC	1.000	PC																																		
VI1930A1	ST. STEEL 5X20 CHIP SCREW	4.000	PC																																		
VI1996A0	M5x35 SCREW	3.000	PC																																		
VM2275A0	SMOOTH BUSHING	1.000	PC																																		
VM2305A0	6 SERIES DOOR CAP FIXING PAWL	3.000	PC																																		
VM2383B0	S6 LEFT OVENS UPPER RIGHT CAP	1.000	PC																																		
VP1080A0	UPPER HINGE CAP FOR LOWER INNER GLASS	1.000	PC																																		
			KVM2259B	MM -M RIGHT DOOR LEFT LOWER CAP KI	<table><tr><th>Code</th><th>Description</th><th>Qty</th><th>UOM</th></tr><tr><td>VI1103A0</td><td>40X12 TBSP SCREW FOR PLASTIC</td><td>1.000</td><td>PC</td></tr><tr><td>VI1930A1</td><td>ST. STEEL 5X20 CHIP SCREW</td><td>4.000</td><td>PC</td></tr><tr><td>VI1996A0</td><td>M5x35 SCREW</td><td>3.000</td><td>PC</td></tr><tr><td>VM2259B0</td><td>VM2259B0</td><td>1.000</td><td>PC</td></tr></table>	Code	Description	Qty	UOM	VI1103A0	40X12 TBSP SCREW FOR PLASTIC	1.000	PC	VI1930A1	ST. STEEL 5X20 CHIP SCREW	4.000	PC	VI1996A0	M5x35 SCREW	3.000	PC	VM2259B0	VM2259B0	1.000	PC												
Code	Description	Qty	UOM																																		
VI1103A0	40X12 TBSP SCREW FOR PLASTIC	1.000	PC																																		
VI1930A1	ST. STEEL 5X20 CHIP SCREW	4.000	PC																																		
VI1996A0	M5x35 SCREW	3.000	PC																																		
VM2259B0	VM2259B0	1.000	PC																																		

COMPONENT			SPARE PART																		
Code	Description	Image	Code	Description	Kit components																
VP1080A	UPPER HINGE CAP FOR LOWER INNER GLASS		KVM2259B	MM -M RIGHT DOOR LEFT LOWER CAP KI	<table><tr><th>Code</th><th>Description</th><th>Qty</th><th>UOM</th></tr><tr><td>VM2274A0</td><td>GROOVED BUSHING</td><td>1.000</td><td>PC</td></tr><tr><td>VM2305A0</td><td>6 SERIES DOOR CAP FIXING PAWL</td><td>3.000</td><td>PC</td></tr><tr><td>VP1080A0</td><td>UPPER HINGE CAP FOR LOWER INNER GLASS</td><td>1.000</td><td>PC</td></tr></table>	Code	Description	Qty	UOM	VM2274A0	GROOVED BUSHING	1.000	PC	VM2305A0	6 SERIES DOOR CAP FIXING PAWL	3.000	PC	VP1080A0	UPPER HINGE CAP FOR LOWER INNER GLASS	1.000	PC
					Code	Description	Qty	UOM													
					VM2274A0	GROOVED BUSHING	1.000	PC													
					VM2305A0	6 SERIES DOOR CAP FIXING PAWL	3.000	PC													
VP1080A0	UPPER HINGE CAP FOR LOWER INNER GLASS	1.000	PC																		
VM1679A	VM1679A0		VM1679A0	VM1679A0																	
VM1681A	VM1681A0		VM1681A0	VM1681A0																	
VM2284B	750 SERIES DRIP PROFILE KIT		KVM2284B	750 -M SERIES DRIP PROFILE KIT	<table><tr><th>Code</th><th>Description</th><th>Qty</th><th>UOM</th></tr><tr><td>VM2284B0</td><td>750 SERIES DRIP PROFILE KIT</td><td>1.000</td><td>PC</td></tr></table>	Code	Description	Qty	UOM	VM2284B0	750 SERIES DRIP PROFILE KIT	1.000	PC								
Code	Description	Qty	UOM																		
VM2284B0	750 SERIES DRIP PROFILE KIT	1.000	PC																		
VM2312A	6 S. DRIP PROFILE DRAIN LEFT PIPE		KVM2312A	M.M. DRIP TRAY LEFT DRAIN PIPE KI	<table><tr><th>Code</th><th>Description</th><th>Qty</th><th>UOM</th></tr><tr><td>VI1220A1</td><td>4,2x12 TCB SELF-TAPPING G.SCREW</td><td>1.000</td><td>PC</td></tr><tr><td>VM2312A0</td><td>6 S. DRIP PROFILE DRAIN LEFT PIPE</td><td>1.000</td><td>PC</td></tr></table>	Code	Description	Qty	UOM	VI1220A1	4,2x12 TCB SELF-TAPPING G.SCREW	1.000	PC	VM2312A0	6 S. DRIP PROFILE DRAIN LEFT PIPE	1.000	PC				
Code	Description	Qty	UOM																		
VI1220A1	4,2x12 TCB SELF-TAPPING G.SCREW	1.000	PC																		
VM2312A0	6 S. DRIP PROFILE DRAIN LEFT PIPE	1.000	PC																		

COMPONENT			SPARE PART																														
Code	Description	Image	Code	Description	Kit components																												
VM2314A	6 S. DRIP PROFILE CAP		KVM2314A	MIND.Maps DRIP TRAY CAP	<table><tr><th>Code</th><th>Description</th><th>Qty</th><th>UOM</th></tr><tr><td>VM2314A0</td><td>6 S. DRIP PROFILE CAP</td><td>1.000</td><td>PC</td></tr></table>	Code	Description	Qty	UOM	VM2314A0	6 S. DRIP PROFILE CAP	1.000	PC																				
Code	Description	Qty	UOM																														
VM2314A0	6 S. DRIP PROFILE CAP	1.000	PC																														
VM1630A	INTERNAL GLASS PUSHING CAP		KVM1630A	CAP FOR INTERNAL GLASS 10 PCS KIT	<table><tr><th>Code</th><th>Description</th><th>Qty</th><th>UOM</th></tr><tr><td>VM1630A1</td><td>INTERNAL GLASS PUSHING CAP</td><td>10.000</td><td>PC</td></tr></table>	Code	Description	Qty	UOM	VM1630A1	INTERNAL GLASS PUSHING CAP	10.000	PC																				
Code	Description	Qty	UOM																														
VM1630A1	INTERNAL GLASS PUSHING CAP	10.000	PC																														
VM2315B	S6 INTERNAL GLASS SUPPORT		KVM2315B	3 PCS MM -M INTERNAL GLASS SUPPORT KIT	<table><tr><th>Code</th><th>Description</th><th>Qty</th><th>UOM</th></tr><tr><td>VI1220A1</td><td>4,2x12 TCB SELF-TAPPING SCREW</td><td>3.000</td><td>PC</td></tr><tr><td>VM1630A1</td><td>INTERNAL GLASS PUSHING CAP</td><td>3.000</td><td>PC</td></tr><tr><td>VM2315B0</td><td>S6 INTERNAL GLASS SUPPORT</td><td>3.000</td><td>PC</td></tr></table>	Code	Description	Qty	UOM	VI1220A1	4,2x12 TCB SELF-TAPPING SCREW	3.000	PC	VM1630A1	INTERNAL GLASS PUSHING CAP	3.000	PC	VM2315B0	S6 INTERNAL GLASS SUPPORT	3.000	PC												
Code	Description	Qty	UOM																														
VI1220A1	4,2x12 TCB SELF-TAPPING SCREW	3.000	PC																														
VM1630A1	INTERNAL GLASS PUSHING CAP	3.000	PC																														
VM2315B0	S6 INTERNAL GLASS SUPPORT	3.000	PC																														
CR1103A	INTERNAL GLASS ST. STEEL UPPER HINGE		KCR1103A	INTERNAL GLASS UPPER HINGE KIT	<table><tr><th>Code</th><th>Description</th><th>Qty</th><th>UOM</th></tr><tr><td>CR1103A0</td><td>INTERNAL GLASS ST. STEEL UPPER HINGE</td><td>1.000</td><td>PC</td></tr><tr><td>GN1182A1</td><td>INTERNAL GLASS HINGE CR1103-1104 SEAL</td><td>1.000</td><td>PC</td></tr><tr><td>VI1810A0</td><td>M6X6 STAINLESS STEEL FLATHEAD SCREW</td><td>3.000</td><td>PC</td></tr><tr><td>VM2399A0</td><td>DOOR HINGES HEADLESS SCREWS COVER</td><td>1.000</td><td>PC</td></tr><tr><td>VM2476A0</td><td>BL SP H6 INTERNAL GLASS HINGE GASKET</td><td>1.000</td><td>PC</td></tr><tr><td>VP1163A0</td><td>INNER GLASS HOLDING PROFILE - ONE OVENS</td><td>1.000</td><td>PC</td></tr></table>	Code	Description	Qty	UOM	CR1103A0	INTERNAL GLASS ST. STEEL UPPER HINGE	1.000	PC	GN1182A1	INTERNAL GLASS HINGE CR1103-1104 SEAL	1.000	PC	VI1810A0	M6X6 STAINLESS STEEL FLATHEAD SCREW	3.000	PC	VM2399A0	DOOR HINGES HEADLESS SCREWS COVER	1.000	PC	VM2476A0	BL SP H6 INTERNAL GLASS HINGE GASKET	1.000	PC	VP1163A0	INNER GLASS HOLDING PROFILE - ONE OVENS	1.000	PC
Code	Description	Qty	UOM																														
CR1103A0	INTERNAL GLASS ST. STEEL UPPER HINGE	1.000	PC																														
GN1182A1	INTERNAL GLASS HINGE CR1103-1104 SEAL	1.000	PC																														
VI1810A0	M6X6 STAINLESS STEEL FLATHEAD SCREW	3.000	PC																														
VM2399A0	DOOR HINGES HEADLESS SCREWS COVER	1.000	PC																														
VM2476A0	BL SP H6 INTERNAL GLASS HINGE GASKET	1.000	PC																														
VP1163A0	INNER GLASS HOLDING PROFILE - ONE OVENS	1.000	PC																														




COMPONENT			SPARE PART																														
Code	Description	Image	Code	Description	Kit components																												
GN1182A	INTERNAL GLASS HINGE CR1103-1104 SEAL		KCR1104A	INTERNAL GLASS LOWER HINGE KIT	<table><thead><tr><th>Code</th><th>Description</th><th>Qty</th><th>UOM</th></tr></thead><tbody><tr><td>CR1104A0</td><td>INTERNAL GLASS ST. STEEL LOWER HINGE</td><td>1.000</td><td>PC</td></tr><tr><td>GN1182A1</td><td>INTERNAL GLASS HINGE CR1103-1104 SEAL</td><td>1.000</td><td>PC</td></tr><tr><td>VI1810A0</td><td>M6X6 STAINLESS STEEL FLATHEAD SCREW</td><td>3.000</td><td>PC</td></tr><tr><td>VM2399A0</td><td>DOOR HINGES HEADLESS SCREWS COVER</td><td>1.000</td><td>PC</td></tr><tr><td>VM2476A0</td><td>BL SP H6 INTERNAL GLASS HINGE GASKET</td><td>1.000</td><td>PC</td></tr><tr><td>VP1163A0</td><td>INNER GLASS HOLDING PROFILE - ONE OVENS</td><td>1.000</td><td>PC</td></tr></tbody></table>	Code	Description	Qty	UOM	CR1104A0	INTERNAL GLASS ST. STEEL LOWER HINGE	1.000	PC	GN1182A1	INTERNAL GLASS HINGE CR1103-1104 SEAL	1.000	PC	VI1810A0	M6X6 STAINLESS STEEL FLATHEAD SCREW	3.000	PC	VM2399A0	DOOR HINGES HEADLESS SCREWS COVER	1.000	PC	VM2476A0	BL SP H6 INTERNAL GLASS HINGE GASKET	1.000	PC	VP1163A0	INNER GLASS HOLDING PROFILE - ONE OVENS	1.000	PC
			Code	Description	Qty	UOM																											
CR1104A0	INTERNAL GLASS ST. STEEL LOWER HINGE	1.000	PC																														
GN1182A1	INTERNAL GLASS HINGE CR1103-1104 SEAL	1.000	PC																														
VI1810A0	M6X6 STAINLESS STEEL FLATHEAD SCREW	3.000	PC																														
VM2399A0	DOOR HINGES HEADLESS SCREWS COVER	1.000	PC																														
VM2476A0	BL SP H6 INTERNAL GLASS HINGE GASKET	1.000	PC																														
VP1163A0	INNER GLASS HOLDING PROFILE - ONE OVENS	1.000	PC																														
KCR1103A	INTERNAL GLASS UPPER HINGE KIT	<table><thead><tr><th>Code</th><th>Description</th><th>Qty</th><th>UOM</th></tr></thead><tbody><tr><td>CR1103A0</td><td>INTERNAL GLASS ST. STEEL UPPER HINGE</td><td>1.000</td><td>PC</td></tr><tr><td>GN1182A1</td><td>INTERNAL GLASS HINGE CR1103-1104 SEAL</td><td>1.000</td><td>PC</td></tr><tr><td>VI1810A0</td><td>M6X6 STAINLESS STEEL FLATHEAD SCREW</td><td>3.000</td><td>PC</td></tr><tr><td>VM2399A0</td><td>DOOR HINGES HEADLESS SCREWS COVER</td><td>1.000</td><td>PC</td></tr><tr><td>VM2476A0</td><td>BL SP H6 INTERNAL GLASS HINGE GASKET</td><td>1.000</td><td>PC</td></tr><tr><td>VP1163A0</td><td>INNER GLASS HOLDING PROFILE - ONE OVENS</td><td>1.000</td><td>PC</td></tr></tbody></table>	Code	Description	Qty	UOM	CR1103A0	INTERNAL GLASS ST. STEEL UPPER HINGE	1.000	PC	GN1182A1	INTERNAL GLASS HINGE CR1103-1104 SEAL	1.000	PC	VI1810A0	M6X6 STAINLESS STEEL FLATHEAD SCREW	3.000	PC	VM2399A0	DOOR HINGES HEADLESS SCREWS COVER	1.000	PC	VM2476A0	BL SP H6 INTERNAL GLASS HINGE GASKET	1.000	PC	VP1163A0	INNER GLASS HOLDING PROFILE - ONE OVENS	1.000	PC			
Code	Description	Qty	UOM																														
CR1103A0	INTERNAL GLASS ST. STEEL UPPER HINGE	1.000	PC																														
GN1182A1	INTERNAL GLASS HINGE CR1103-1104 SEAL	1.000	PC																														
VI1810A0	M6X6 STAINLESS STEEL FLATHEAD SCREW	3.000	PC																														
VM2399A0	DOOR HINGES HEADLESS SCREWS COVER	1.000	PC																														
VM2476A0	BL SP H6 INTERNAL GLASS HINGE GASKET	1.000	PC																														
VP1163A0	INNER GLASS HOLDING PROFILE - ONE OVENS	1.000	PC																														

COMPONENT			SPARE PART																														
Code	Description	Image	Code	Description	Kit components																												
VM2399A	DOOR HINGES HEADLESS SCREWS COVER		VM2399A0	DOOR HINGES HEADLESS SCREWS COVER																													
CR1104A	INTERNAL GLASS ST. STEEL LOWER HINGE		KCR1104A	INTERNAL GLASS LOWER HINGE KIT	<table><tr><th>Code</th><th>Description</th><th>Qty</th><th>UOM</th></tr><tr><td>CR1104A0</td><td>INTERNAL GLASS ST. STEEL LOWER HINGE</td><td>1.000</td><td>PC</td></tr><tr><td>GN1182A1</td><td>INTERNAL GLASS HINGE CR1103-1104 SEAL</td><td>1.000</td><td>PC</td></tr><tr><td>VI1810A0</td><td>M6X6 STAINLESS STEEL FLATHEAD SCREW</td><td>3.000</td><td>PC</td></tr><tr><td>VM2399A0</td><td>DOOR HINGES HEADLESS SCREWS COVER</td><td>1.000</td><td>PC</td></tr><tr><td>VM2476A0</td><td>BL SP H6 INTERNAL GLASS HINGE GASKET</td><td>1.000</td><td>PC</td></tr><tr><td>VP1163A0</td><td>INNER GLASS HOLDING PROFILE - ONE OVENS</td><td>1.000</td><td>PC</td></tr></table>	Code	Description	Qty	UOM	CR1104A0	INTERNAL GLASS ST. STEEL LOWER HINGE	1.000	PC	GN1182A1	INTERNAL GLASS HINGE CR1103-1104 SEAL	1.000	PC	VI1810A0	M6X6 STAINLESS STEEL FLATHEAD SCREW	3.000	PC	VM2399A0	DOOR HINGES HEADLESS SCREWS COVER	1.000	PC	VM2476A0	BL SP H6 INTERNAL GLASS HINGE GASKET	1.000	PC	VP1163A0	INNER GLASS HOLDING PROFILE - ONE OVENS	1.000	PC
Code	Description	Qty	UOM																														
CR1104A0	INTERNAL GLASS ST. STEEL LOWER HINGE	1.000	PC																														
GN1182A1	INTERNAL GLASS HINGE CR1103-1104 SEAL	1.000	PC																														
VI1810A0	M6X6 STAINLESS STEEL FLATHEAD SCREW	3.000	PC																														
VM2399A0	DOOR HINGES HEADLESS SCREWS COVER	1.000	PC																														
VM2476A0	BL SP H6 INTERNAL GLASS HINGE GASKET	1.000	PC																														
VP1163A0	INNER GLASS HOLDING PROFILE - ONE OVENS	1.000	PC																														
GN1182A	INTERNAL GLASS HINGE CR1103-1104 SEAL		KCR1104A	INTERNAL GLASS LOWER HINGE KIT	<table><tr><th>Code</th><th>Description</th><th>Qty</th><th>UOM</th></tr><tr><td>CR1104A0</td><td>INTERNAL GLASS ST. STEEL LOWER HINGE</td><td>1.000</td><td>PC</td></tr><tr><td>GN1182A1</td><td>INTERNAL GLASS HINGE CR1103-1104 SEAL</td><td>1.000</td><td>PC</td></tr><tr><td>VI1810A0</td><td>M6X6 STAINLESS STEEL FLATHEAD SCREW</td><td>3.000</td><td>PC</td></tr><tr><td>VM2399A0</td><td>DOOR HINGES HEADLESS SCREWS COVER</td><td>1.000</td><td>PC</td></tr></table>	Code	Description	Qty	UOM	CR1104A0	INTERNAL GLASS ST. STEEL LOWER HINGE	1.000	PC	GN1182A1	INTERNAL GLASS HINGE CR1103-1104 SEAL	1.000	PC	VI1810A0	M6X6 STAINLESS STEEL FLATHEAD SCREW	3.000	PC	VM2399A0	DOOR HINGES HEADLESS SCREWS COVER	1.000	PC								
Code	Description	Qty	UOM																														
CR1104A0	INTERNAL GLASS ST. STEEL LOWER HINGE	1.000	PC																														
GN1182A1	INTERNAL GLASS HINGE CR1103-1104 SEAL	1.000	PC																														
VI1810A0	M6X6 STAINLESS STEEL FLATHEAD SCREW	3.000	PC																														
VM2399A0	DOOR HINGES HEADLESS SCREWS COVER	1.000	PC																														


COMPONENT			SPARE PART																														
Code	Description	Image	Code	Description	Kit components																												
GN1182A	INTERNAL GLASS HINGE CR1103-1104 SEAL		KCR1104A	INTERNAL GLASS LOWER HINGE KIT	<table><thead><tr><th>Code</th><th>Description</th><th>Qty</th><th>UOM</th></tr></thead><tbody><tr><td>VM2476A0</td><td>BL SP H6 INTERNAL GLASS HINGE GASKET</td><td>1.000</td><td>PC</td></tr><tr><td>VP1163A0</td><td>INNER GLASS HOLDING PROFILE - ONE OVENS</td><td>1.000</td><td>PC</td></tr></tbody></table>	Code	Description	Qty	UOM	VM2476A0	BL SP H6 INTERNAL GLASS HINGE GASKET	1.000	PC	VP1163A0	INNER GLASS HOLDING PROFILE - ONE OVENS	1.000	PC																
Code	Description	Qty	UOM																														
VM2476A0	BL SP H6 INTERNAL GLASS HINGE GASKET	1.000	PC																														
VP1163A0	INNER GLASS HOLDING PROFILE - ONE OVENS	1.000	PC																														
			KCR1103A	INTERNAL GLASS UPPER HINGE KIT	<table><thead><tr><th>Code</th><th>Description</th><th>Qty</th><th>UOM</th></tr></thead><tbody><tr><td>CR1103A0</td><td>INTERNAL GLASS ST. STEEL UPPER HINGE</td><td>1.000</td><td>PC</td></tr><tr><td>GN1182A1</td><td>INTERNAL GLASS HINGE CR1103-1104 SEAL</td><td>1.000</td><td>PC</td></tr><tr><td>VI1810A0</td><td>M6X6 STAINLESS STEEL FLATHEAD SCREW</td><td>3.000</td><td>PC</td></tr><tr><td>VM2399A0</td><td>DOOR HINGES HEADLESS SCREWS COVER</td><td>1.000</td><td>PC</td></tr><tr><td>VM2476A0</td><td>BL SP H6 INTERNAL GLASS HINGE GASKET</td><td>1.000</td><td>PC</td></tr><tr><td>VP1163A0</td><td>INNER GLASS HOLDING PROFILE - ONE OVENS</td><td>1.000</td><td>PC</td></tr></tbody></table>	Code	Description	Qty	UOM	CR1103A0	INTERNAL GLASS ST. STEEL UPPER HINGE	1.000	PC	GN1182A1	INTERNAL GLASS HINGE CR1103-1104 SEAL	1.000	PC	VI1810A0	M6X6 STAINLESS STEEL FLATHEAD SCREW	3.000	PC	VM2399A0	DOOR HINGES HEADLESS SCREWS COVER	1.000	PC	VM2476A0	BL SP H6 INTERNAL GLASS HINGE GASKET	1.000	PC	VP1163A0	INNER GLASS HOLDING PROFILE - ONE OVENS	1.000	PC
Code	Description	Qty	UOM																														
CR1103A0	INTERNAL GLASS ST. STEEL UPPER HINGE	1.000	PC																														
GN1182A1	INTERNAL GLASS HINGE CR1103-1104 SEAL	1.000	PC																														
VI1810A0	M6X6 STAINLESS STEEL FLATHEAD SCREW	3.000	PC																														
VM2399A0	DOOR HINGES HEADLESS SCREWS COVER	1.000	PC																														
VM2476A0	BL SP H6 INTERNAL GLASS HINGE GASKET	1.000	PC																														
VP1163A0	INNER GLASS HOLDING PROFILE - ONE OVENS	1.000	PC																														
VM2399A	DOOR HINGES HEADLESS SCREWS COVER		VM2399A0	DOOR HINGES HEADLESS SCREWS COVER																													

COMPONENT			SPARE PART										
Code	Description	Image	Code	Description	Kit components								
VT1280B	XEVC-0511 643x456x6 INNER SINGLE GLASS		KVT1280B	0511 INTERNAL SINGLE GLASS KIT	<table><tr><th>Code</th><th>Description</th><th>Qty</th><th>UOM</th></tr><tr><td>VT1280B0</td><td>XEVC-0511 643x456x6 INNER SINGLE GLASS</td><td>1.000</td><td>PC</td></tr></table>	Code	Description	Qty	UOM	VT1280B0	XEVC-0511 643x456x6 INNER SINGLE GLASS	1.000	PC
Code	Description	Qty	UOM										
VT1280B0	XEVC-0511 643x456x6 INNER SINGLE GLASS	1.000	PC										
VM2316A	CONTROL BOARD H10 COOLING FAN HOLDER		KVM2316A	PANEL COOLING FAN SUPPORT KIT	<table><tr><th>Code</th><th>Description</th><th>Qty</th><th>UOM</th></tr><tr><td>VM2316A0</td><td>CONTROL BOARD H10 COOLING FAN HOLDER</td><td>1.000</td><td>PC</td></tr></table>	Code	Description	Qty	UOM	VM2316A0	CONTROL BOARD H10 COOLING FAN HOLDER	1.000	PC
Code	Description	Qty	UOM										
VM2316A0	CONTROL BOARD H10 COOLING FAN HOLDER	1.000	PC										
VN1177A	CONTROL BOARD COOLING FAN		KVN1177A	CONTROL BOARD COOLING FAN KIT	<table><tr><th>Code</th><th>Description</th><th>Qty</th><th>UOM</th></tr><tr><td>VN1177A0</td><td>CONTROL BOARD COOLING FAN</td><td>1.000</td><td>PC</td></tr></table>	Code	Description	Qty	UOM	VN1177A0	CONTROL BOARD COOLING FAN	1.000	PC
Code	Description	Qty	UOM										
VN1177A0	CONTROL BOARD COOLING FAN	1.000	PC										
CE1096A	4 POLES MICROFIT 3 M BUS CABLE		KCE1096A	3 M POWER-CONTROL 4 POLES BUS CABLE KIT	<table><tr><th>Code</th><th>Description</th><th>Qty</th><th>UOM</th></tr><tr><td>CE1096A0</td><td>4 POLES MICROFIT 3 M BUS CABLE</td><td>1.000</td><td>PC</td></tr></table>	Code	Description	Qty	UOM	CE1096A0	4 POLES MICROFIT 3 M BUS CABLE	1.000	PC
Code	Description	Qty	UOM										
CE1096A0	4 POLES MICROFIT 3 M BUS CABLE	1.000	PC										
CE1285A	EMI ROUND FERRITE MOD.2643801502		OUTOFPRODUCTIO	ITEM OUT OF PRODUCTION									


COMPONENT			SPARE PART																		
Code	Description	Image	Code	Description	Kit components																
VI1074A	4X16 SCREW FOR PLASTIC		VI1074A0	4X16 SCREW FOR PLASTIC																	
MG1099A	MM COMPLETE HANDLE		KMG1099A	MIND.Maps SERIES HANDLE KIT -M	<table><tr><th>Code</th><th>Description</th><th>Qty</th><th>UOM</th></tr><tr><td>MG1099A1</td><td>MM COMPLETE HANDLE</td><td>1.000</td><td>PC</td></tr><tr><td>VI0239A1</td><td>SELF-TAPPIN G SCREW 4.2X25 TCB+ INOX</td><td>4.000</td><td>PC</td></tr><tr><td>VM1490A0</td><td>CHEFTOP/BAK ERTOP HANDLE SCREWS COVER</td><td>2.000</td><td>PC</td></tr></table>	Code	Description	Qty	UOM	MG1099A1	MM COMPLETE HANDLE	1.000	PC	VI0239A1	SELF-TAPPIN G SCREW 4.2X25 TCB+ INOX	4.000	PC	VM1490A0	CHEFTOP/BAK ERTOP HANDLE SCREWS COVER	2.000	PC
Code	Description	Qty	UOM																		
MG1099A1	MM COMPLETE HANDLE	1.000	PC																		
VI0239A1	SELF-TAPPIN G SCREW 4.2X25 TCB+ INOX	4.000	PC																		
VM1490A0	CHEFTOP/BAK ERTOP HANDLE SCREWS COVER	2.000	PC																		
LP1019A	6 SERIES L200 LED LIGHT BAR - E415		KLP1019A	L200 E415 LED LIGHT BAR KIT	<table><tr><th>Code</th><th>Description</th><th>Qty</th><th>UOM</th></tr><tr><td>LP1019A0</td><td>6 SERIES L200 LED LIGHT BAR - E415</td><td>1.000</td><td>PC</td></tr></table>	Code	Description	Qty	UOM	LP1019A0	6 SERIES L200 LED LIGHT BAR - E415	1.000	PC								
Code	Description	Qty	UOM																		
LP1019A0	6 SERIES L200 LED LIGHT BAR - E415	1.000	PC																		
PE1063A	MM ZERO CONTROL BOARD		KPE1063A	MM ZERO CONTROL BOARD KIT	<table><tr><th>Code</th><th>Description</th><th>Qty</th><th>UOM</th></tr><tr><td>PE1063A0</td><td>MM ZERO CONTROL BOARD</td><td>1.000</td><td>PC</td></tr><tr><td>VI1074A0</td><td>4X16 SCREW FOR PLASTIC</td><td>2.000</td><td>PC</td></tr></table>	Code	Description	Qty	UOM	PE1063A0	MM ZERO CONTROL BOARD	1.000	PC	VI1074A0	4X16 SCREW FOR PLASTIC	2.000	PC				
Code	Description	Qty	UOM																		
PE1063A0	MM ZERO CONTROL BOARD	1.000	PC																		
VI1074A0	4X16 SCREW FOR PLASTIC	2.000	PC																		
PE1071A	MM ZERO USB-RESET SUPPORT		KPE1071A	MIND.MAPS ZERO USB-RESET SUPPORT KIT	<table><tr><th>Code</th><th>Description</th><th>Qty</th><th>UOM</th></tr><tr><td>PE1071A0</td><td>MM ZERO USB-RESET SUPPORT</td><td>1.000</td><td>PC</td></tr><tr><td>VI1220A1</td><td>4,2x12 TCB SELF-TAPPIN G SCREW</td><td>2.000</td><td>PC</td></tr></table>	Code	Description	Qty	UOM	PE1071A0	MM ZERO USB-RESET SUPPORT	1.000	PC	VI1220A1	4,2x12 TCB SELF-TAPPIN G SCREW	2.000	PC				
Code	Description	Qty	UOM																		
PE1071A0	MM ZERO USB-RESET SUPPORT	1.000	PC																		
VI1220A1	4,2x12 TCB SELF-TAPPIN G SCREW	2.000	PC																		

COMPONENT			SPARE PART																						
Code	Description	Image	Code	Description	Kit components																				
VI1930A	ST. STEEL 5X20 CHIP SCREW		VI1147A0	5X25 STAINLESS STEEL SCREW																					
VP1163A	INNER GLASS HOLDING PROFILE - ONE OVENS		VP1163A0	INNER GLASS HOLDING PROFILE - ONE OVENS																					
VT1276A	XEVC-0511-E DOOR EXTERNAL GLASS		KVT1276A	0511 EXTERNAL GLASS KIT	<table><tr><th>Code</th><th>Description</th><th>Qty</th><th>UOM</th></tr><tr><td>0B1166A1</td><td>XEVC-0511-E EXT GLASS SUPPORT PROFILE</td><td>2.000</td><td>PC</td></tr><tr><td>SL1221A0</td><td>GN1/1 EXTERNAL GLASS UPPER SILICONE</td><td>1.000</td><td>PC</td></tr><tr><td>SL1222A0</td><td>0511 EXTERNAL GLASS LATERAL SILICONE</td><td>4.000</td><td>PC</td></tr><tr><td>VT1276A0</td><td>XEVC-0511-E DOOR EXTERNAL GLASS</td><td>1.000</td><td>PC</td></tr></table>	Code	Description	Qty	UOM	0B1166A1	XEVC-0511-E EXT GLASS SUPPORT PROFILE	2.000	PC	SL1221A0	GN1/1 EXTERNAL GLASS UPPER SILICONE	1.000	PC	SL1222A0	0511 EXTERNAL GLASS LATERAL SILICONE	4.000	PC	VT1276A0	XEVC-0511-E DOOR EXTERNAL GLASS	1.000	PC
			Code	Description	Qty	UOM																			
0B1166A1	XEVC-0511-E EXT GLASS SUPPORT PROFILE	2.000	PC																						
SL1221A0	GN1/1 EXTERNAL GLASS UPPER SILICONE	1.000	PC																						
SL1222A0	0511 EXTERNAL GLASS LATERAL SILICONE	4.000	PC																						
VT1276A0	XEVC-0511-E DOOR EXTERNAL GLASS	1.000	PC																						
KDR1326A	0511 ZERO LEFT -M EXTERNAL DOOR	<table><tr><th>Code</th><th>Description</th><th>Qty</th><th>UOM</th></tr><tr><td>0B1122B0</td><td>MM CT DOOR LOWER CROSS BAR</td><td>1.000</td><td>PC</td></tr><tr><td>0B1166A1</td><td>XEVC-0511-E EXT GLASS SUPPORT PROFILE</td><td>2.000</td><td>PC</td></tr><tr><td>0B1195B1</td><td>0511 LEFT DOOR LEFT EXTERNAL COLUMN</td><td>1.000</td><td>PC</td></tr><tr><td>0B1196A1</td><td>0511 LEFT - DOOR RIGHT INT COLUMN</td><td>1.000</td><td>PC</td></tr></table>	Code	Description	Qty	UOM	0B1122B0	MM CT DOOR LOWER CROSS BAR	1.000	PC	0B1166A1	XEVC-0511-E EXT GLASS SUPPORT PROFILE	2.000	PC	0B1195B1	0511 LEFT DOOR LEFT EXTERNAL COLUMN	1.000	PC	0B1196A1	0511 LEFT - DOOR RIGHT INT COLUMN	1.000	PC			
Code	Description	Qty	UOM																						
0B1122B0	MM CT DOOR LOWER CROSS BAR	1.000	PC																						
0B1166A1	XEVC-0511-E EXT GLASS SUPPORT PROFILE	2.000	PC																						
0B1195B1	0511 LEFT DOOR LEFT EXTERNAL COLUMN	1.000	PC																						
0B1196A1	0511 LEFT - DOOR RIGHT INT COLUMN	1.000	PC																						




COMPONENT			SPARE PART																																																																		
Code	Description	Image	Code	Description	Kit components																																																																
VT1276A	XEVC-0511-E DOOR EXTERNAL GLASS		KDR1326A	0511 ZERO LEFT -M EXTERNAL DOOR	<table><tr><th>Code</th><th>Description</th><th>Qty</th><th>UOM</th></tr><tr><td>0B1197A1</td><td>0511 LEFT - DOOR LEFT INT COLUMN</td><td>1.000</td><td>PC</td></tr><tr><td>0B1206A0</td><td>0511 LEFT - DOOR RIGHT EXT COLUMN</td><td>1.000</td><td>PC</td></tr><tr><td>0B1216B0</td><td>MM CT DOUBLE GLASS DOOR UPPER CROSS BAR</td><td>1.000</td><td>PC</td></tr><tr><td>0B1217A1</td><td>MM DOUBLE GLASS DOOR INT UPPER BEAM 750</td><td>1.000</td><td>PC</td></tr><tr><td>0H2892A0</td><td>LED BAR UPPER CAP PLATE</td><td>1.000</td><td>PC</td></tr><tr><td>0H2893A0</td><td>LED BAR LOWER CAP PLATE</td><td>1.000</td><td>PC</td></tr><tr><td>CE1096A0</td><td>4 POLES MICROFIT 3 M BUS CABLE</td><td>1.000</td><td>PC</td></tr><tr><td>CE1285A0</td><td>EMI ROUND FERRITE MOD.26438015 02</td><td>2.000</td><td>PC</td></tr><tr><td>CE1851A0</td><td>MICROFIT CABLE 2P M-F-F AWG22</td><td>1.000</td><td>PC</td></tr><tr><td>CE2001A0</td><td>MICROFIT CABLE 2PM-100-2PM 2AWG22</td><td>1.000</td><td>PC</td></tr><tr><td>CE2002A0</td><td>MICROFIT CABLE 2PM-100-AMP MODU2 2AWG22</td><td>1.000</td><td>PC</td></tr><tr><td>GN1525A0</td><td>O-RING INT DIAM 9,5 THK 1 NBR 70</td><td>1.000</td><td>PC</td></tr><tr><td>LP1019A0</td><td>6 SERIES L200 LED LIGHT BAR - E415</td><td>1.000</td><td>PC</td></tr><tr><td>MG1099A1</td><td>MM COMPLETE HANDLE</td><td>1.000</td><td>PC</td></tr><tr><td>RC1200A0</td><td>ED=4 WIRE D.=0.5 COMPRESSIO N SPRING</td><td>4.000</td><td>PC</td></tr></table>	Code	Description	Qty	UOM	0B1197A1	0511 LEFT - DOOR LEFT INT COLUMN	1.000	PC	0B1206A0	0511 LEFT - DOOR RIGHT EXT COLUMN	1.000	PC	0B1216B0	MM CT DOUBLE GLASS DOOR UPPER CROSS BAR	1.000	PC	0B1217A1	MM DOUBLE GLASS DOOR INT UPPER BEAM 750	1.000	PC	0H2892A0	LED BAR UPPER CAP PLATE	1.000	PC	0H2893A0	LED BAR LOWER CAP PLATE	1.000	PC	CE1096A0	4 POLES MICROFIT 3 M BUS CABLE	1.000	PC	CE1285A0	EMI ROUND FERRITE MOD.26438015 02	2.000	PC	CE1851A0	MICROFIT CABLE 2P M-F-F AWG22	1.000	PC	CE2001A0	MICROFIT CABLE 2PM-100-2PM 2AWG22	1.000	PC	CE2002A0	MICROFIT CABLE 2PM-100-AMP MODU2 2AWG22	1.000	PC	GN1525A0	O-RING INT DIAM 9,5 THK 1 NBR 70	1.000	PC	LP1019A0	6 SERIES L200 LED LIGHT BAR - E415	1.000	PC	MG1099A1	MM COMPLETE HANDLE	1.000	PC	RC1200A0	ED=4 WIRE D.=0.5 COMPRESSIO N SPRING	4.000	PC
Code	Description	Qty	UOM																																																																		
0B1197A1	0511 LEFT - DOOR LEFT INT COLUMN	1.000	PC																																																																		
0B1206A0	0511 LEFT - DOOR RIGHT EXT COLUMN	1.000	PC																																																																		
0B1216B0	MM CT DOUBLE GLASS DOOR UPPER CROSS BAR	1.000	PC																																																																		
0B1217A1	MM DOUBLE GLASS DOOR INT UPPER BEAM 750	1.000	PC																																																																		
0H2892A0	LED BAR UPPER CAP PLATE	1.000	PC																																																																		
0H2893A0	LED BAR LOWER CAP PLATE	1.000	PC																																																																		
CE1096A0	4 POLES MICROFIT 3 M BUS CABLE	1.000	PC																																																																		
CE1285A0	EMI ROUND FERRITE MOD.26438015 02	2.000	PC																																																																		
CE1851A0	MICROFIT CABLE 2P M-F-F AWG22	1.000	PC																																																																		
CE2001A0	MICROFIT CABLE 2PM-100-2PM 2AWG22	1.000	PC																																																																		
CE2002A0	MICROFIT CABLE 2PM-100-AMP MODU2 2AWG22	1.000	PC																																																																		
GN1525A0	O-RING INT DIAM 9,5 THK 1 NBR 70	1.000	PC																																																																		
LP1019A0	6 SERIES L200 LED LIGHT BAR - E415	1.000	PC																																																																		
MG1099A1	MM COMPLETE HANDLE	1.000	PC																																																																		
RC1200A0	ED=4 WIRE D.=0.5 COMPRESSIO N SPRING	4.000	PC																																																																		




COMPONENT			SPARE PART																																																																		
Code	Description	Image	Code	Description	Kit components																																																																
VT1276A	XEVC-0511-E DOOR EXTERNAL GLASS		KDR1326A	0511 ZERO LEFT -M EXTERNAL DOOR	<table><tr><th>Code</th><th>Description</th><th>Qty</th><th>UOM</th></tr><tr><td>SL1170A1</td><td>S57 BLACK SILICON - 310ml CARTRIDGE</td><td>30.000</td><td>ML</td></tr><tr><td>SL1221A0</td><td>GN1/1 EXTERNAL GLASS UPPER SILICONE</td><td>1.000</td><td>PC</td></tr><tr><td>SL1222A0</td><td>0511 EXTERNAL GLASS LATERAL SILICONE</td><td>4.000</td><td>PC</td></tr><tr><td>VE1030A1</td><td>MAGNET FOR DOOR MICROSWITC H D=22,9mm</td><td>2.000</td><td>PC</td></tr><tr><td>VI0239A1</td><td>SELF-TAPPIN G SCREW 4.2X25 TCB+ INOX</td><td>4.000</td><td>PC</td></tr><tr><td>VI1034A0</td><td>STAINLESS STEEL WASHER 8.4x16x1</td><td>1.000</td><td>PC</td></tr><tr><td>VI1074A0</td><td>4X16 SCREW FOR PLASTIC</td><td>2.000</td><td>PC</td></tr><tr><td>VI1103A0</td><td>40X12 TBSP SCREW FOR PLASTIC</td><td>2.000</td><td>PC</td></tr><tr><td>VI1220A1</td><td>4,2x12 TCB SELF-TAPPIN G SCREW</td><td>26.000</td><td>PC</td></tr><tr><td>VI1930A1</td><td>ST. STEEL 5X20 CHIP SCREW</td><td>16.000</td><td>PC</td></tr><tr><td>VI1996A0</td><td>M5x35 SCREW</td><td>13.000</td><td>PC</td></tr><tr><td>VI2037A1</td><td>40X8 TORX SHEETTRACS SELF-THREAD SCREW</td><td>6.000</td><td>PC</td></tr><tr><td>VM1490A0</td><td>CHEFTOP/BAK ERTOP HANDLE SCREWS COVER</td><td>2.000</td><td>PC</td></tr><tr><td>VM1630A1</td><td>INTERNAL GLASS PUSHING CAP</td><td>3.000</td><td>PC</td></tr><tr><td>VM1631A0</td><td>PLUS INNER GLASS PUSHING CAP</td><td>3.000</td><td>PC</td></tr></table>	Code	Description	Qty	UOM	SL1170A1	S57 BLACK SILICON - 310ml CARTRIDGE	30.000	ML	SL1221A0	GN1/1 EXTERNAL GLASS UPPER SILICONE	1.000	PC	SL1222A0	0511 EXTERNAL GLASS LATERAL SILICONE	4.000	PC	VE1030A1	MAGNET FOR DOOR MICROSWITC H D=22,9mm	2.000	PC	VI0239A1	SELF-TAPPIN G SCREW 4.2X25 TCB+ INOX	4.000	PC	VI1034A0	STAINLESS STEEL WASHER 8.4x16x1	1.000	PC	VI1074A0	4X16 SCREW FOR PLASTIC	2.000	PC	VI1103A0	40X12 TBSP SCREW FOR PLASTIC	2.000	PC	VI1220A1	4,2x12 TCB SELF-TAPPIN G SCREW	26.000	PC	VI1930A1	ST. STEEL 5X20 CHIP SCREW	16.000	PC	VI1996A0	M5x35 SCREW	13.000	PC	VI2037A1	40X8 TORX SHEETTRACS SELF-THREAD SCREW	6.000	PC	VM1490A0	CHEFTOP/BAK ERTOP HANDLE SCREWS COVER	2.000	PC	VM1630A1	INTERNAL GLASS PUSHING CAP	3.000	PC	VM1631A0	PLUS INNER GLASS PUSHING CAP	3.000	PC
					Code	Description	Qty	UOM																																																													
					SL1170A1	S57 BLACK SILICON - 310ml CARTRIDGE	30.000	ML																																																													
					SL1221A0	GN1/1 EXTERNAL GLASS UPPER SILICONE	1.000	PC																																																													
					SL1222A0	0511 EXTERNAL GLASS LATERAL SILICONE	4.000	PC																																																													
					VE1030A1	MAGNET FOR DOOR MICROSWITC H D=22,9mm	2.000	PC																																																													
					VI0239A1	SELF-TAPPIN G SCREW 4.2X25 TCB+ INOX	4.000	PC																																																													
					VI1034A0	STAINLESS STEEL WASHER 8.4x16x1	1.000	PC																																																													
					VI1074A0	4X16 SCREW FOR PLASTIC	2.000	PC																																																													
					VI1103A0	40X12 TBSP SCREW FOR PLASTIC	2.000	PC																																																													
					VI1220A1	4,2x12 TCB SELF-TAPPIN G SCREW	26.000	PC																																																													
					VI1930A1	ST. STEEL 5X20 CHIP SCREW	16.000	PC																																																													
					VI1996A0	M5x35 SCREW	13.000	PC																																																													
					VI2037A1	40X8 TORX SHEETTRACS SELF-THREAD SCREW	6.000	PC																																																													
					VM1490A0	CHEFTOP/BAK ERTOP HANDLE SCREWS COVER	2.000	PC																																																													
VM1630A1	INTERNAL GLASS PUSHING CAP	3.000	PC																																																																		
VM1631A0	PLUS INNER GLASS PUSHING CAP	3.000	PC																																																																		




COMPONENT			SPARE PART																																																																														
Code	Description	Image	Code	Description	Kit components																																																																												
VT1276A	XEVC-0511-E DOOR EXTERNAL GLASS		KDR1326A	0511 ZERO LEFT -M EXTERNAL DOOR	<table><thead><tr><th>Code</th><th>Description</th><th>Qty</th><th>UOM</th></tr></thead><tbody><tr><td>VM2267A0</td><td>INTERNAL GLASS LOCKING SYSTEM SLIDER</td><td>2.000</td><td>PC</td></tr><tr><td>VM2268A0</td><td>DOOR MAGNET COVER</td><td>2.000</td><td>PC</td></tr><tr><td>VM2269B0</td><td>INNER GLASS FIXING CAP</td><td>2.000</td><td>PC</td></tr><tr><td>VM2274A0</td><td>GROOVED BUSHING</td><td>1.000</td><td>PC</td></tr><tr><td>VM2275A0</td><td>SMOOTH BUSHING</td><td>1.000</td><td>PC</td></tr><tr><td>VM2284B0</td><td>750 SERIES DRIP PROFILE KIT</td><td>1.000</td><td>PC</td></tr><tr><td>VM2305A0</td><td>6 SERIES DOOR CAP FIXING PAWL</td><td>14.000</td><td>PC</td></tr><tr><td>VM2313A0</td><td>TUBE DX DISCHARGE DRIP MM</td><td>1.000</td><td>PC</td></tr><tr><td>VM2314A0</td><td>6 S. DRIP PROFILE CAP</td><td>1.000</td><td>PC</td></tr><tr><td>VM2315B0</td><td>S6 INTERNAL GLASS SUPPORT</td><td>3.000</td><td>PC</td></tr><tr><td>VM2383B0</td><td>S6 LEFT OVENS UPPER RIGHT CAP</td><td>1.000</td><td>PC</td></tr><tr><td>VM2384B0</td><td></td><td>1.000</td><td>PC</td></tr><tr><td>VM2385B0</td><td>S6 LEFT OVENS UPPER LEFT CAP</td><td>1.000</td><td>PC</td></tr><tr><td>VM2386B0</td><td>MM -M LEFT DOOR LEFT LOWER CAP KI</td><td>1.000</td><td>PC</td></tr><tr><td>VM2505B1</td><td>MM PLUS INTERNAL GLASS SUPPORT</td><td>3.000</td><td>PC</td></tr><tr><td>VP1080A0</td><td>UPPER HINGE CAP FOR LOWER INNER GLASS</td><td>1.000</td><td>PC</td></tr><tr><td>VP1081A0</td><td>UPPER HINGE CAP FOR UPPER INNER GLASS</td><td>1.000</td><td>PC</td></tr><tr><td>VT1276A0</td><td>XEVC-0511-E DOOR EXTERNAL GLASS</td><td>1.000</td><td>PC</td></tr></tbody></table>	Code	Description	Qty	UOM	VM2267A0	INTERNAL GLASS LOCKING SYSTEM SLIDER	2.000	PC	VM2268A0	DOOR MAGNET COVER	2.000	PC	VM2269B0	INNER GLASS FIXING CAP	2.000	PC	VM2274A0	GROOVED BUSHING	1.000	PC	VM2275A0	SMOOTH BUSHING	1.000	PC	VM2284B0	750 SERIES DRIP PROFILE KIT	1.000	PC	VM2305A0	6 SERIES DOOR CAP FIXING PAWL	14.000	PC	VM2313A0	TUBE DX DISCHARGE DRIP MM	1.000	PC	VM2314A0	6 S. DRIP PROFILE CAP	1.000	PC	VM2315B0	S6 INTERNAL GLASS SUPPORT	3.000	PC	VM2383B0	S6 LEFT OVENS UPPER RIGHT CAP	1.000	PC	VM2384B0		1.000	PC	VM2385B0	S6 LEFT OVENS UPPER LEFT CAP	1.000	PC	VM2386B0	MM -M LEFT DOOR LEFT LOWER CAP KI	1.000	PC	VM2505B1	MM PLUS INTERNAL GLASS SUPPORT	3.000	PC	VP1080A0	UPPER HINGE CAP FOR LOWER INNER GLASS	1.000	PC	VP1081A0	UPPER HINGE CAP FOR UPPER INNER GLASS	1.000	PC	VT1276A0	XEVC-0511-E DOOR EXTERNAL GLASS	1.000	PC
Code	Description	Qty	UOM																																																																														
VM2267A0	INTERNAL GLASS LOCKING SYSTEM SLIDER	2.000	PC																																																																														
VM2268A0	DOOR MAGNET COVER	2.000	PC																																																																														
VM2269B0	INNER GLASS FIXING CAP	2.000	PC																																																																														
VM2274A0	GROOVED BUSHING	1.000	PC																																																																														
VM2275A0	SMOOTH BUSHING	1.000	PC																																																																														
VM2284B0	750 SERIES DRIP PROFILE KIT	1.000	PC																																																																														
VM2305A0	6 SERIES DOOR CAP FIXING PAWL	14.000	PC																																																																														
VM2313A0	TUBE DX DISCHARGE DRIP MM	1.000	PC																																																																														
VM2314A0	6 S. DRIP PROFILE CAP	1.000	PC																																																																														
VM2315B0	S6 INTERNAL GLASS SUPPORT	3.000	PC																																																																														
VM2383B0	S6 LEFT OVENS UPPER RIGHT CAP	1.000	PC																																																																														
VM2384B0		1.000	PC																																																																														
VM2385B0	S6 LEFT OVENS UPPER LEFT CAP	1.000	PC																																																																														
VM2386B0	MM -M LEFT DOOR LEFT LOWER CAP KI	1.000	PC																																																																														
VM2505B1	MM PLUS INTERNAL GLASS SUPPORT	3.000	PC																																																																														
VP1080A0	UPPER HINGE CAP FOR LOWER INNER GLASS	1.000	PC																																																																														
VP1081A0	UPPER HINGE CAP FOR UPPER INNER GLASS	1.000	PC																																																																														
VT1276A0	XEVC-0511-E DOOR EXTERNAL GLASS	1.000	PC																																																																														




COMPONENT			SPARE PART																																																																		
Code	Description	Image	Code	Description	Kit components																																																																
VT1276A	XEVC-0511-E DOOR EXTERNAL GLASS		KDR1325A	0511 ZERO RIGHT -M EXTERNAL DOOR	<table><tr><th>Code</th><th>Description</th><th>Qty</th><th>UOM</th></tr><tr><td>0B1106A0</td><td>XEVC-0511-E DOOR EXTERNAL LEFT COLUMN</td><td>1.000</td><td>PC</td></tr><tr><td>0B1107A1</td><td>XEVC-0511-E LEFT INT DOOR COLUM</td><td>1.000</td><td>PC</td></tr><tr><td>0B1108B1</td><td>XEVC-0511 DOOR EXTERNAL RIGHT COLUM</td><td>1.000</td><td>PC</td></tr><tr><td>0B1109A1</td><td>XEVC-0511-E RIGHT INT DOOR COLUM</td><td>1.000</td><td>PC</td></tr><tr><td>0B1122B0</td><td>MM CT DOOR LOWER CROSS BAR</td><td>1.000</td><td>PC</td></tr><tr><td>0B1166A1</td><td>XEVC-0511-E EXT GLASS SUPPORT PROFILE</td><td>2.000</td><td>PC</td></tr><tr><td>0B1216B0</td><td>MM CT DOUBLE GLASS DOOR UPPER CROSS BAR</td><td>1.000</td><td>PC</td></tr><tr><td>0B1217A1</td><td>MM DOUBLE GLASS DOOR INT UPPER BEAM 750</td><td>1.000</td><td>PC</td></tr><tr><td>0H2892A0</td><td>LED BAR UPPER CAP PLATE</td><td>1.000</td><td>PC</td></tr><tr><td>0H2893A0</td><td>LED BAR LOWER CAP PLATE</td><td>1.000</td><td>PC</td></tr><tr><td>CE1096A0</td><td>4 POLES MICROFIT 3 M BUS CABLE</td><td>1.000</td><td>PC</td></tr><tr><td>CE1285A0</td><td>EMI ROUND FERRITE MOD.26438015 02</td><td>2.000</td><td>PC</td></tr><tr><td>CE1851A0</td><td>MICROFIT CABLE 2P M-F-F AWG22</td><td>1.000</td><td>PC</td></tr><tr><td>CE2001A0</td><td>MICROFIT CABLE 2PM-100-2PM 2AWG22</td><td>1.000</td><td>PC</td></tr><tr><td>CE2002A0</td><td>MICROFIT CABLE 2PM-100-AMP MODU2 2AWG22</td><td>1.000</td><td>PC</td></tr></table>	Code	Description	Qty	UOM	0B1106A0	XEVC-0511-E DOOR EXTERNAL LEFT COLUMN	1.000	PC	0B1107A1	XEVC-0511-E LEFT INT DOOR COLUM	1.000	PC	0B1108B1	XEVC-0511 DOOR EXTERNAL RIGHT COLUM	1.000	PC	0B1109A1	XEVC-0511-E RIGHT INT DOOR COLUM	1.000	PC	0B1122B0	MM CT DOOR LOWER CROSS BAR	1.000	PC	0B1166A1	XEVC-0511-E EXT GLASS SUPPORT PROFILE	2.000	PC	0B1216B0	MM CT DOUBLE GLASS DOOR UPPER CROSS BAR	1.000	PC	0B1217A1	MM DOUBLE GLASS DOOR INT UPPER BEAM 750	1.000	PC	0H2892A0	LED BAR UPPER CAP PLATE	1.000	PC	0H2893A0	LED BAR LOWER CAP PLATE	1.000	PC	CE1096A0	4 POLES MICROFIT 3 M BUS CABLE	1.000	PC	CE1285A0	EMI ROUND FERRITE MOD.26438015 02	2.000	PC	CE1851A0	MICROFIT CABLE 2P M-F-F AWG22	1.000	PC	CE2001A0	MICROFIT CABLE 2PM-100-2PM 2AWG22	1.000	PC	CE2002A0	MICROFIT CABLE 2PM-100-AMP MODU2 2AWG22	1.000	PC
Code	Description	Qty	UOM																																																																		
0B1106A0	XEVC-0511-E DOOR EXTERNAL LEFT COLUMN	1.000	PC																																																																		
0B1107A1	XEVC-0511-E LEFT INT DOOR COLUM	1.000	PC																																																																		
0B1108B1	XEVC-0511 DOOR EXTERNAL RIGHT COLUM	1.000	PC																																																																		
0B1109A1	XEVC-0511-E RIGHT INT DOOR COLUM	1.000	PC																																																																		
0B1122B0	MM CT DOOR LOWER CROSS BAR	1.000	PC																																																																		
0B1166A1	XEVC-0511-E EXT GLASS SUPPORT PROFILE	2.000	PC																																																																		
0B1216B0	MM CT DOUBLE GLASS DOOR UPPER CROSS BAR	1.000	PC																																																																		
0B1217A1	MM DOUBLE GLASS DOOR INT UPPER BEAM 750	1.000	PC																																																																		
0H2892A0	LED BAR UPPER CAP PLATE	1.000	PC																																																																		
0H2893A0	LED BAR LOWER CAP PLATE	1.000	PC																																																																		
CE1096A0	4 POLES MICROFIT 3 M BUS CABLE	1.000	PC																																																																		
CE1285A0	EMI ROUND FERRITE MOD.26438015 02	2.000	PC																																																																		
CE1851A0	MICROFIT CABLE 2P M-F-F AWG22	1.000	PC																																																																		
CE2001A0	MICROFIT CABLE 2PM-100-2PM 2AWG22	1.000	PC																																																																		
CE2002A0	MICROFIT CABLE 2PM-100-AMP MODU2 2AWG22	1.000	PC																																																																		




COMPONENT			SPARE PART																																																																						
Code	Description	Image	Code	Description	Kit components																																																																				
VT1276A	XEVC-0511-E DOOR EXTERNAL GLASS		KDR1325A	0511 ZERO RIGHT -M EXTERNAL DOOR	<table><tr><th>Code</th><th>Description</th><th>Qty</th><th>UOM</th></tr><tr><td>GN1525A0</td><td>O-RING INT DIAM 9,5 THK 1 NBR 70</td><td>1.000</td><td>PC</td></tr><tr><td>LP1019A0</td><td>6 SERIES L200 LED LIGHT BAR - E415</td><td>1.000</td><td>PC</td></tr><tr><td>MG1099A1</td><td>MM COMPLETE HANDLE</td><td>1.000</td><td>PC</td></tr><tr><td>RC1200A0</td><td>ED=4 WIRE D.=0.5 COMPRESSIO N SPRING</td><td>4.000</td><td>PC</td></tr><tr><td>SL1170A1</td><td>S57 BLACK SILICON - 310ml CARTRIDGE</td><td>30.000</td><td>ML</td></tr><tr><td>SL1221A0</td><td>GN1/1 EXTERNAL GLASS UPPER SILICONE</td><td>1.000</td><td>PC</td></tr><tr><td>SL1222A0</td><td>0511 EXTERNAL GLASS LATERAL SILICONE</td><td>4.000</td><td>PC</td></tr><tr><td>VE1030A1</td><td>MAGNET FOR DOOR MICROSWITC H D=22,9mm</td><td>2.000</td><td>PC</td></tr><tr><td>VI0239A1</td><td>SELF-TAPPIN G SCREW 4.2X25 TCB+ INOX</td><td>4.000</td><td>PC</td></tr><tr><td>VI1034A0</td><td>STAINLESS STEEL WASHER 8.4x16x1</td><td>1.000</td><td>PC</td></tr><tr><td>VI1074A0</td><td>4X16 SCREW FOR PLASTIC</td><td>2.000</td><td>PC</td></tr><tr><td>VI1103A0</td><td>40X12 TBSP SCREW FOR PLASTIC</td><td>2.000</td><td>PC</td></tr><tr><td>VI1220A1</td><td>4,2x12 TCB SELF-TAPPIN G SCREW</td><td>26.000</td><td>PC</td></tr><tr><td>VI1930A1</td><td>ST. STEEL 5X20 CHIP SCREW</td><td>16.000</td><td>PC</td></tr><tr><td>VI1996A0</td><td>M5x35 SCREW</td><td>13.000</td><td>PC</td></tr><tr><td>VI2037A1</td><td>40X8 TORX SHEETTRACS SELF-THREAD SCREW</td><td>6.000</td><td>PC</td></tr></table>	Code	Description	Qty	UOM	GN1525A0	O-RING INT DIAM 9,5 THK 1 NBR 70	1.000	PC	LP1019A0	6 SERIES L200 LED LIGHT BAR - E415	1.000	PC	MG1099A1	MM COMPLETE HANDLE	1.000	PC	RC1200A0	ED=4 WIRE D.=0.5 COMPRESSIO N SPRING	4.000	PC	SL1170A1	S57 BLACK SILICON - 310ml CARTRIDGE	30.000	ML	SL1221A0	GN1/1 EXTERNAL GLASS UPPER SILICONE	1.000	PC	SL1222A0	0511 EXTERNAL GLASS LATERAL SILICONE	4.000	PC	VE1030A1	MAGNET FOR DOOR MICROSWITC H D=22,9mm	2.000	PC	VI0239A1	SELF-TAPPIN G SCREW 4.2X25 TCB+ INOX	4.000	PC	VI1034A0	STAINLESS STEEL WASHER 8.4x16x1	1.000	PC	VI1074A0	4X16 SCREW FOR PLASTIC	2.000	PC	VI1103A0	40X12 TBSP SCREW FOR PLASTIC	2.000	PC	VI1220A1	4,2x12 TCB SELF-TAPPIN G SCREW	26.000	PC	VI1930A1	ST. STEEL 5X20 CHIP SCREW	16.000	PC	VI1996A0	M5x35 SCREW	13.000	PC	VI2037A1	40X8 TORX SHEETTRACS SELF-THREAD SCREW	6.000	PC
Code	Description	Qty	UOM																																																																						
GN1525A0	O-RING INT DIAM 9,5 THK 1 NBR 70	1.000	PC																																																																						
LP1019A0	6 SERIES L200 LED LIGHT BAR - E415	1.000	PC																																																																						
MG1099A1	MM COMPLETE HANDLE	1.000	PC																																																																						
RC1200A0	ED=4 WIRE D.=0.5 COMPRESSIO N SPRING	4.000	PC																																																																						
SL1170A1	S57 BLACK SILICON - 310ml CARTRIDGE	30.000	ML																																																																						
SL1221A0	GN1/1 EXTERNAL GLASS UPPER SILICONE	1.000	PC																																																																						
SL1222A0	0511 EXTERNAL GLASS LATERAL SILICONE	4.000	PC																																																																						
VE1030A1	MAGNET FOR DOOR MICROSWITC H D=22,9mm	2.000	PC																																																																						
VI0239A1	SELF-TAPPIN G SCREW 4.2X25 TCB+ INOX	4.000	PC																																																																						
VI1034A0	STAINLESS STEEL WASHER 8.4x16x1	1.000	PC																																																																						
VI1074A0	4X16 SCREW FOR PLASTIC	2.000	PC																																																																						
VI1103A0	40X12 TBSP SCREW FOR PLASTIC	2.000	PC																																																																						
VI1220A1	4,2x12 TCB SELF-TAPPIN G SCREW	26.000	PC																																																																						
VI1930A1	ST. STEEL 5X20 CHIP SCREW	16.000	PC																																																																						
VI1996A0	M5x35 SCREW	13.000	PC																																																																						
VI2037A1	40X8 TORX SHEETTRACS SELF-THREAD SCREW	6.000	PC																																																																						




COMPONENT			SPARE PART																																																																														
Code	Description	Image	Code	Description	Kit components																																																																												
VT1276A	XEVC-0511-E DOOR EXTERNAL GLASS		KDR1325A	0511 ZERO RIGHT -M EXTERNAL DOOR	<table><tr><th>Code</th><th>Description</th><th>Qty</th><th>UOM</th></tr><tr><td>VM1490A0</td><td>CHEFTOP/BAK ERTOP HANDLE SCREWS COVER</td><td>2.000</td><td>PC</td></tr><tr><td>VM1630A1</td><td>INTERNAL GLASS PUSHING CAP</td><td>3.000</td><td>PC</td></tr><tr><td>VM1631A0</td><td>PLUS INNER GLASS PUSHING CAP</td><td>3.000</td><td>PC</td></tr><tr><td>VM2259B0</td><td>VM2259B0</td><td>1.000</td><td>PC</td></tr><tr><td>VM2260B0</td><td>S6 LEFT UPPER CAP</td><td>1.000</td><td>PC</td></tr><tr><td>VM2261B0</td><td>MM -M DOOR RIGHT LOWER CAP</td><td>1.000</td><td>PC</td></tr><tr><td>VM2262B0</td><td>MM -M DOOR RIGHT UPPER CAP</td><td>1.000</td><td>PC</td></tr><tr><td>VM2267A0</td><td>INTERNAL GLASS LOCKING SYSTEM SLIDER</td><td>2.000</td><td>PC</td></tr><tr><td>VM2268A0</td><td>DOOR MAGNET COVER</td><td>2.000</td><td>PC</td></tr><tr><td>VM2269B0</td><td>INNER GLASS FIXING CAP</td><td>2.000</td><td>PC</td></tr><tr><td>VM2274A0</td><td>GROOVED BUSHING</td><td>1.000</td><td>PC</td></tr><tr><td>VM2275A0</td><td>SMOOTH BUSHING</td><td>1.000</td><td>PC</td></tr><tr><td>VM2284B0</td><td>750 SERIES DRIP PROFILE KIT</td><td>1.000</td><td>PC</td></tr><tr><td>VM2305A0</td><td>6 SERIES DOOR CAP FIXING PAWL</td><td>14.000</td><td>PC</td></tr><tr><td>VM2312A0</td><td>6 S. DRIP PROFILE DRAIN LEFT PIPE</td><td>1.000</td><td>PC</td></tr><tr><td>VM2314A0</td><td>6 S. DRIP PROFILE CAP</td><td>1.000</td><td>PC</td></tr><tr><td>VM2315B0</td><td>S6 INTERNAL GLASS SUPPORT</td><td>3.000</td><td>PC</td></tr><tr><td>VM2505B1</td><td>MM PLUS INTERNAL GLASS SUPPORT</td><td>3.000</td><td>PC</td></tr></table>	Code	Description	Qty	UOM	VM1490A0	CHEFTOP/BAK ERTOP HANDLE SCREWS COVER	2.000	PC	VM1630A1	INTERNAL GLASS PUSHING CAP	3.000	PC	VM1631A0	PLUS INNER GLASS PUSHING CAP	3.000	PC	VM2259B0	VM2259B0	1.000	PC	VM2260B0	S6 LEFT UPPER CAP	1.000	PC	VM2261B0	MM -M DOOR RIGHT LOWER CAP	1.000	PC	VM2262B0	MM -M DOOR RIGHT UPPER CAP	1.000	PC	VM2267A0	INTERNAL GLASS LOCKING SYSTEM SLIDER	2.000	PC	VM2268A0	DOOR MAGNET COVER	2.000	PC	VM2269B0	INNER GLASS FIXING CAP	2.000	PC	VM2274A0	GROOVED BUSHING	1.000	PC	VM2275A0	SMOOTH BUSHING	1.000	PC	VM2284B0	750 SERIES DRIP PROFILE KIT	1.000	PC	VM2305A0	6 SERIES DOOR CAP FIXING PAWL	14.000	PC	VM2312A0	6 S. DRIP PROFILE DRAIN LEFT PIPE	1.000	PC	VM2314A0	6 S. DRIP PROFILE CAP	1.000	PC	VM2315B0	S6 INTERNAL GLASS SUPPORT	3.000	PC	VM2505B1	MM PLUS INTERNAL GLASS SUPPORT	3.000	PC
					Code	Description	Qty	UOM																																																																									
VM1490A0	CHEFTOP/BAK ERTOP HANDLE SCREWS COVER	2.000	PC																																																																														
VM1630A1	INTERNAL GLASS PUSHING CAP	3.000	PC																																																																														
VM1631A0	PLUS INNER GLASS PUSHING CAP	3.000	PC																																																																														
VM2259B0	VM2259B0	1.000	PC																																																																														
VM2260B0	S6 LEFT UPPER CAP	1.000	PC																																																																														
VM2261B0	MM -M DOOR RIGHT LOWER CAP	1.000	PC																																																																														
VM2262B0	MM -M DOOR RIGHT UPPER CAP	1.000	PC																																																																														
VM2267A0	INTERNAL GLASS LOCKING SYSTEM SLIDER	2.000	PC																																																																														
VM2268A0	DOOR MAGNET COVER	2.000	PC																																																																														
VM2269B0	INNER GLASS FIXING CAP	2.000	PC																																																																														
VM2274A0	GROOVED BUSHING	1.000	PC																																																																														
VM2275A0	SMOOTH BUSHING	1.000	PC																																																																														
VM2284B0	750 SERIES DRIP PROFILE KIT	1.000	PC																																																																														
VM2305A0	6 SERIES DOOR CAP FIXING PAWL	14.000	PC																																																																														
VM2312A0	6 S. DRIP PROFILE DRAIN LEFT PIPE	1.000	PC																																																																														
VM2314A0	6 S. DRIP PROFILE CAP	1.000	PC																																																																														
VM2315B0	S6 INTERNAL GLASS SUPPORT	3.000	PC																																																																														
VM2505B1	MM PLUS INTERNAL GLASS SUPPORT	3.000	PC																																																																														




COMPONENT			SPARE PART																																															
Code	Description	Image	Code	Description	Kit components																																													
VT1276A	XEVC-0511-E DOOR EXTERNAL GLASS		KDR1325A	0511 ZERO RIGHT -M EXTERNAL DOOR	<table><thead><tr><th>Code</th><th>Description</th><th>Qty</th><th>UOM</th></tr></thead><tbody><tr><td>VP1080A0</td><td>UPPER HINGE CAP FOR LOWER INNER GLASS</td><td>1.000</td><td>PC</td></tr><tr><td>VP1081A0</td><td>UPPER HINGE CAP FOR UPPER INNER GLASS</td><td>1.000</td><td>PC</td></tr><tr><td>VT1276A0</td><td>XEVC-0511-E DOOR EXTERNAL GLASS</td><td>1.000</td><td>PC</td></tr></tbody></table>	Code	Description	Qty	UOM	VP1080A0	UPPER HINGE CAP FOR LOWER INNER GLASS	1.000	PC	VP1081A0	UPPER HINGE CAP FOR UPPER INNER GLASS	1.000	PC	VT1276A0	XEVC-0511-E DOOR EXTERNAL GLASS	1.000	PC																													
			Code	Description	Qty	UOM																																												
VP1080A0	UPPER HINGE CAP FOR LOWER INNER GLASS	1.000	PC																																															
VP1081A0	UPPER HINGE CAP FOR UPPER INNER GLASS	1.000	PC																																															
VT1276A0	XEVC-0511-E DOOR EXTERNAL GLASS	1.000	PC																																															
KDR1265B	0511 -M LEFT EXTERNAL DOOR	<table><thead><tr><th>Code</th><th>Description</th><th>Qty</th><th>UOM</th></tr></thead><tbody><tr><td>0B1122B0</td><td>MM CT DOOR LOWER CROSS BAR</td><td>1.000</td><td>PC</td></tr><tr><td>0B1166A1</td><td>XEVC-0511-E EXT GLASS SUPPORT PROFILE</td><td>2.000</td><td>PC</td></tr><tr><td>0B1195B1</td><td>0511 LEFT DOOR LEFT EXTERNAL COLUMN</td><td>1.000</td><td>PC</td></tr><tr><td>0B1196A1</td><td>0511 LEFT - DOOR RIGHT INT COLUMN</td><td>1.000</td><td>PC</td></tr><tr><td>0B1197A1</td><td>0511 LEFT - DOOR LEFT INT COLUMN</td><td>1.000</td><td>PC</td></tr><tr><td>0B1206A0</td><td>0511 LEFT - DOOR RIGHT EXT COLUMN</td><td>1.000</td><td>PC</td></tr><tr><td>0B1216B0</td><td>MM CT DOUBLE GLASS DOOR UPPER CROSS BAR</td><td>1.000</td><td>PC</td></tr><tr><td>0B1217A1</td><td>MM DOUBLE GLASS DOOR INT UPPER BEAM 750</td><td>1.000</td><td>PC</td></tr><tr><td>CE1052A1</td><td>CABLE CONNECTION CONTROL - USB MM 750m</td><td>1.000</td><td>PC</td></tr><tr><td>CE1053B0</td><td>MM MICROFIT LED BAR POWER SUPPLY CABL</td><td>1.000</td><td>PC</td></tr><tr><td>CE1096A0</td><td>4 POLES MICROFIT 3 M BUS CABLE</td><td>1.000</td><td>PC</td></tr></tbody></table>	Code	Description	Qty	UOM	0B1122B0	MM CT DOOR LOWER CROSS BAR	1.000	PC	0B1166A1	XEVC-0511-E EXT GLASS SUPPORT PROFILE	2.000	PC	0B1195B1	0511 LEFT DOOR LEFT EXTERNAL COLUMN	1.000	PC	0B1196A1	0511 LEFT - DOOR RIGHT INT COLUMN	1.000	PC	0B1197A1	0511 LEFT - DOOR LEFT INT COLUMN	1.000	PC	0B1206A0	0511 LEFT - DOOR RIGHT EXT COLUMN	1.000	PC	0B1216B0	MM CT DOUBLE GLASS DOOR UPPER CROSS BAR	1.000	PC	0B1217A1	MM DOUBLE GLASS DOOR INT UPPER BEAM 750	1.000	PC	CE1052A1	CABLE CONNECTION CONTROL - USB MM 750m	1.000	PC	CE1053B0	MM MICROFIT LED BAR POWER SUPPLY CABL	1.000	PC	CE1096A0	4 POLES MICROFIT 3 M BUS CABLE	1.000	PC
Code	Description	Qty	UOM																																															
0B1122B0	MM CT DOOR LOWER CROSS BAR	1.000	PC																																															
0B1166A1	XEVC-0511-E EXT GLASS SUPPORT PROFILE	2.000	PC																																															
0B1195B1	0511 LEFT DOOR LEFT EXTERNAL COLUMN	1.000	PC																																															
0B1196A1	0511 LEFT - DOOR RIGHT INT COLUMN	1.000	PC																																															
0B1197A1	0511 LEFT - DOOR LEFT INT COLUMN	1.000	PC																																															
0B1206A0	0511 LEFT - DOOR RIGHT EXT COLUMN	1.000	PC																																															
0B1216B0	MM CT DOUBLE GLASS DOOR UPPER CROSS BAR	1.000	PC																																															
0B1217A1	MM DOUBLE GLASS DOOR INT UPPER BEAM 750	1.000	PC																																															
CE1052A1	CABLE CONNECTION CONTROL - USB MM 750m	1.000	PC																																															
CE1053B0	MM MICROFIT LED BAR POWER SUPPLY CABL	1.000	PC																																															
CE1096A0	4 POLES MICROFIT 3 M BUS CABLE	1.000	PC																																															




COMPONENT			SPARE PART																																																																		
Code	Description	Image	Code	Description	Kit components																																																																
VT1276A	XEVC-0511-E DOOR EXTERNAL GLASS		KDR1265B	0511 -M LEFT EXTERNAL DOOR	<table><tr><th>Code</th><th>Description</th><th>Qty</th><th>UOM</th></tr><tr><td>CE1285A0</td><td>EMI ROUND FERRITE MOD.26438015 02</td><td>2.000</td><td>PC</td></tr><tr><td>GN1525A0</td><td>O-RING INT DIAM 9,5 THK 1 NBR 70</td><td>1.000</td><td>PC</td></tr><tr><td>LP1019A0</td><td>6 SERIES L200 LED LIGHT BAR - E415</td><td>1.000</td><td>PC</td></tr><tr><td>LP1025A0</td><td>L=415 LED LIGHT BAR COVER</td><td>1.000</td><td>PC</td></tr><tr><td>MG1099A1</td><td>MM COMPLETE HANDLE</td><td>1.000</td><td>PC</td></tr><tr><td>RC1200A0</td><td>ED=4 WIRE D.=0.5 COMPRESSIO N SPRING</td><td>4.000</td><td>PC</td></tr><tr><td>SL1155A1</td><td>LOCTITE BICOMPONEN T SILICON</td><td>60.000</td><td>ML</td></tr><tr><td>SL1170A1</td><td>S57 BLACK SILICON - 310ml CARTRIDGE</td><td>30.000</td><td>ML</td></tr><tr><td>SL1221A0</td><td>GN1/1 EXTERNAL GLASS UPPER SILICONE</td><td>1.000</td><td>PC</td></tr><tr><td>SL1222A0</td><td>0511 EXTERNAL GLASS LATERAL SILICONE</td><td>4.000</td><td>PC</td></tr><tr><td>VE1030A1</td><td>MAGNET FOR DOOR MICROSWITC H D=22,9mm</td><td>2.000</td><td>PC</td></tr><tr><td>VI0239A1</td><td>SELF-TAPPIN G SCREW 4.2X25 TCB+ INOX</td><td>4.000</td><td>PC</td></tr><tr><td>VI1034A0</td><td>STAINLESS STEEL WASHER 8.4x16x1</td><td>1.000</td><td>PC</td></tr><tr><td>VI1074A0</td><td>4X16 SCREW FOR PLASTIC</td><td>2.000</td><td>PC</td></tr><tr><td>VI1103A0</td><td>40X12 TBSP SCREW FOR PLASTIC</td><td>2.000</td><td>PC</td></tr></table>	Code	Description	Qty	UOM	CE1285A0	EMI ROUND FERRITE MOD.26438015 02	2.000	PC	GN1525A0	O-RING INT DIAM 9,5 THK 1 NBR 70	1.000	PC	LP1019A0	6 SERIES L200 LED LIGHT BAR - E415	1.000	PC	LP1025A0	L=415 LED LIGHT BAR COVER	1.000	PC	MG1099A1	MM COMPLETE HANDLE	1.000	PC	RC1200A0	ED=4 WIRE D.=0.5 COMPRESSIO N SPRING	4.000	PC	SL1155A1	LOCTITE BICOMPONEN T SILICON	60.000	ML	SL1170A1	S57 BLACK SILICON - 310ml CARTRIDGE	30.000	ML	SL1221A0	GN1/1 EXTERNAL GLASS UPPER SILICONE	1.000	PC	SL1222A0	0511 EXTERNAL GLASS LATERAL SILICONE	4.000	PC	VE1030A1	MAGNET FOR DOOR MICROSWITC H D=22,9mm	2.000	PC	VI0239A1	SELF-TAPPIN G SCREW 4.2X25 TCB+ INOX	4.000	PC	VI1034A0	STAINLESS STEEL WASHER 8.4x16x1	1.000	PC	VI1074A0	4X16 SCREW FOR PLASTIC	2.000	PC	VI1103A0	40X12 TBSP SCREW FOR PLASTIC	2.000	PC
					Code	Description	Qty	UOM																																																													
					CE1285A0	EMI ROUND FERRITE MOD.26438015 02	2.000	PC																																																													
					GN1525A0	O-RING INT DIAM 9,5 THK 1 NBR 70	1.000	PC																																																													
					LP1019A0	6 SERIES L200 LED LIGHT BAR - E415	1.000	PC																																																													
					LP1025A0	L=415 LED LIGHT BAR COVER	1.000	PC																																																													
					MG1099A1	MM COMPLETE HANDLE	1.000	PC																																																													
					RC1200A0	ED=4 WIRE D.=0.5 COMPRESSIO N SPRING	4.000	PC																																																													
					SL1155A1	LOCTITE BICOMPONEN T SILICON	60.000	ML																																																													
					SL1170A1	S57 BLACK SILICON - 310ml CARTRIDGE	30.000	ML																																																													
					SL1221A0	GN1/1 EXTERNAL GLASS UPPER SILICONE	1.000	PC																																																													
					SL1222A0	0511 EXTERNAL GLASS LATERAL SILICONE	4.000	PC																																																													
					VE1030A1	MAGNET FOR DOOR MICROSWITC H D=22,9mm	2.000	PC																																																													
					VI0239A1	SELF-TAPPIN G SCREW 4.2X25 TCB+ INOX	4.000	PC																																																													
VI1034A0	STAINLESS STEEL WASHER 8.4x16x1	1.000	PC																																																																		
VI1074A0	4X16 SCREW FOR PLASTIC	2.000	PC																																																																		
VI1103A0	40X12 TBSP SCREW FOR PLASTIC	2.000	PC																																																																		




COMPONENT			SPARE PART																																																																																		
Code	Description	Image	Code	Description	Kit components																																																																																
VT1276A	XEVC-0511-E DOOR EXTERNAL GLASS		KDR1265B	0511 -M LEFT EXTERNAL DOOR	<table><tr><th>Code</th><th>Description</th><th>Qty</th><th>UOM</th></tr><tr><td>VI1220A1</td><td>4,2x12 TCB SELF-TAPPIN G SCREW</td><td>26.000</td><td>PC</td></tr><tr><td>VI1930A1</td><td>ST. STEEL 5X20 CHIP SCREW</td><td>16.000</td><td>PC</td></tr><tr><td>VI1996A0</td><td>M5x35 SCREW</td><td>13.000</td><td>PC</td></tr><tr><td>VI2037A1</td><td>40X8 TORX SHEETTRACS SELF-THREAD SCREW</td><td>6.000</td><td>PC</td></tr><tr><td>VM1490A0</td><td>CHEFTOP/BAK ERTOP HANDLE SCREWS COVER</td><td>2.000</td><td>PC</td></tr><tr><td>VM1630A1</td><td>INTERNAL GLASS PUSHING CAP</td><td>3.000</td><td>PC</td></tr><tr><td>VM1631A0</td><td>PLUS INNER GLASS PUSHING CAP</td><td>3.000</td><td>PC</td></tr><tr><td>VM2267A0</td><td>INTERNAL GLASS LOCKING SYSTEM SLIDER</td><td>2.000</td><td>PC</td></tr><tr><td>VM2268A0</td><td>DOOR MAGNET COVER</td><td>2.000</td><td>PC</td></tr><tr><td>VM2269B0</td><td>INNER GLASS FIXING CAP</td><td>2.000</td><td>PC</td></tr><tr><td>VM2274A0</td><td>GROOVED BUSHING</td><td>1.000</td><td>PC</td></tr><tr><td>VM2275A0</td><td>SMOOTH BUSHING</td><td>1.000</td><td>PC</td></tr><tr><td>VM2284B0</td><td>750 SERIES DRIP PROFILE KIT</td><td>1.000</td><td>PC</td></tr><tr><td>VM2305A0</td><td>6 SERIES DOOR CAP FIXING PAWL</td><td>14.000</td><td>PC</td></tr><tr><td>VM2313A0</td><td>TUBE DX DISCHARGE DRIP MM</td><td>1.000</td><td>PC</td></tr><tr><td>VM2314A0</td><td>6 S. DRIP PROFILE CAP</td><td>1.000</td><td>PC</td></tr><tr><td>VM2315B0</td><td>S6 INTERNAL GLASS SUPPORT</td><td>3.000</td><td>PC</td></tr><tr><td>VM2383B0</td><td>S6 LEFT OVENS UPPER RIGHT CAP</td><td>1.000</td><td>PC</td></tr><tr><td>VM2384B0</td><td></td><td>1.000</td><td>PC</td></tr></table>	Code	Description	Qty	UOM	VI1220A1	4,2x12 TCB SELF-TAPPIN G SCREW	26.000	PC	VI1930A1	ST. STEEL 5X20 CHIP SCREW	16.000	PC	VI1996A0	M5x35 SCREW	13.000	PC	VI2037A1	40X8 TORX SHEETTRACS SELF-THREAD SCREW	6.000	PC	VM1490A0	CHEFTOP/BAK ERTOP HANDLE SCREWS COVER	2.000	PC	VM1630A1	INTERNAL GLASS PUSHING CAP	3.000	PC	VM1631A0	PLUS INNER GLASS PUSHING CAP	3.000	PC	VM2267A0	INTERNAL GLASS LOCKING SYSTEM SLIDER	2.000	PC	VM2268A0	DOOR MAGNET COVER	2.000	PC	VM2269B0	INNER GLASS FIXING CAP	2.000	PC	VM2274A0	GROOVED BUSHING	1.000	PC	VM2275A0	SMOOTH BUSHING	1.000	PC	VM2284B0	750 SERIES DRIP PROFILE KIT	1.000	PC	VM2305A0	6 SERIES DOOR CAP FIXING PAWL	14.000	PC	VM2313A0	TUBE DX DISCHARGE DRIP MM	1.000	PC	VM2314A0	6 S. DRIP PROFILE CAP	1.000	PC	VM2315B0	S6 INTERNAL GLASS SUPPORT	3.000	PC	VM2383B0	S6 LEFT OVENS UPPER RIGHT CAP	1.000	PC	VM2384B0		1.000	PC
Code	Description	Qty	UOM																																																																																		
VI1220A1	4,2x12 TCB SELF-TAPPIN G SCREW	26.000	PC																																																																																		
VI1930A1	ST. STEEL 5X20 CHIP SCREW	16.000	PC																																																																																		
VI1996A0	M5x35 SCREW	13.000	PC																																																																																		
VI2037A1	40X8 TORX SHEETTRACS SELF-THREAD SCREW	6.000	PC																																																																																		
VM1490A0	CHEFTOP/BAK ERTOP HANDLE SCREWS COVER	2.000	PC																																																																																		
VM1630A1	INTERNAL GLASS PUSHING CAP	3.000	PC																																																																																		
VM1631A0	PLUS INNER GLASS PUSHING CAP	3.000	PC																																																																																		
VM2267A0	INTERNAL GLASS LOCKING SYSTEM SLIDER	2.000	PC																																																																																		
VM2268A0	DOOR MAGNET COVER	2.000	PC																																																																																		
VM2269B0	INNER GLASS FIXING CAP	2.000	PC																																																																																		
VM2274A0	GROOVED BUSHING	1.000	PC																																																																																		
VM2275A0	SMOOTH BUSHING	1.000	PC																																																																																		
VM2284B0	750 SERIES DRIP PROFILE KIT	1.000	PC																																																																																		
VM2305A0	6 SERIES DOOR CAP FIXING PAWL	14.000	PC																																																																																		
VM2313A0	TUBE DX DISCHARGE DRIP MM	1.000	PC																																																																																		
VM2314A0	6 S. DRIP PROFILE CAP	1.000	PC																																																																																		
VM2315B0	S6 INTERNAL GLASS SUPPORT	3.000	PC																																																																																		
VM2383B0	S6 LEFT OVENS UPPER RIGHT CAP	1.000	PC																																																																																		
VM2384B0		1.000	PC																																																																																		




COMPONENT			SPARE PART																																			
Code	Description	Image	Code	Description	Kit components																																	
VT1276A	XEVC-0511-E DOOR EXTERNAL GLASS		KDR1265B	0511 -M LEFT EXTERNAL DOOR	<table><tr><th>Code</th><th>Description</th><th>Qty</th><th>UOM</th></tr><tr><td>VM2385B0</td><td>S6 LEFT OVENS UPPER LEFT CAP</td><td>1.000</td><td>PC</td></tr><tr><td>VM2386B0</td><td>MM -M LEFT DOOR LEFT LOWER CAP KI</td><td>1.000</td><td>PC</td></tr><tr><td>VM2505B1</td><td>MM PLUS INTERNAL GLASS SUPPORT</td><td>3.000</td><td>PC</td></tr><tr><td>VP1080A0</td><td>UPPER HINGE CAP FOR LOWER INNER GLASS</td><td>1.000</td><td>PC</td></tr><tr><td>VP1081A0</td><td>UPPER HINGE CAP FOR UPPER INNER GLASS</td><td>1.000</td><td>PC</td></tr><tr><td>VT1276A0</td><td>XEVC-0511-E DOOR EXTERNAL GLASS</td><td>1.000</td><td>PC</td></tr></table>	Code	Description	Qty	UOM	VM2385B0	S6 LEFT OVENS UPPER LEFT CAP	1.000	PC	VM2386B0	MM -M LEFT DOOR LEFT LOWER CAP KI	1.000	PC	VM2505B1	MM PLUS INTERNAL GLASS SUPPORT	3.000	PC	VP1080A0	UPPER HINGE CAP FOR LOWER INNER GLASS	1.000	PC	VP1081A0	UPPER HINGE CAP FOR UPPER INNER GLASS	1.000	PC	VT1276A0	XEVC-0511-E DOOR EXTERNAL GLASS	1.000	PC					
			Code	Description	Qty	UOM																																
VM2385B0	S6 LEFT OVENS UPPER LEFT CAP	1.000	PC																																			
VM2386B0	MM -M LEFT DOOR LEFT LOWER CAP KI	1.000	PC																																			
VM2505B1	MM PLUS INTERNAL GLASS SUPPORT	3.000	PC																																			
VP1080A0	UPPER HINGE CAP FOR LOWER INNER GLASS	1.000	PC																																			
VP1081A0	UPPER HINGE CAP FOR UPPER INNER GLASS	1.000	PC																																			
VT1276A0	XEVC-0511-E DOOR EXTERNAL GLASS	1.000	PC																																			
KDR1265A	0511 LEFT EXTERNAL DOOR	<table><tr><th>Code</th><th>Description</th><th>Qty</th><th>UOM</th></tr><tr><td>0B1122A1</td><td>750MM DOOR LOWER FRAME SHAPE</td><td>1.000</td><td>PC</td></tr><tr><td>0B1166A1</td><td>XEVC-0511-E EXT GLASS SUPPORT PROFILE</td><td>2.000</td><td>PC</td></tr><tr><td>0B1195B1</td><td>0511 LEFT DOOR LEFT EXTERNAL COLUMN</td><td>1.000</td><td>PC</td></tr><tr><td>0B1196A1</td><td>0511 LEFT - DOOR RIGHT INT COLUMN</td><td>1.000</td><td>PC</td></tr><tr><td>0B1197A1</td><td>0511 LEFT - DOOR LEFT INT COLUMN</td><td>1.000</td><td>PC</td></tr><tr><td>0B1206A0</td><td>0511 LEFT - DOOR RIGHT EXT COLUMN</td><td>1.000</td><td>PC</td></tr><tr><td>0B1216A1</td><td>MM CT DOUBLE GLASS DOOR UPPER BEAM</td><td>1.000</td><td>PC</td></tr><tr><td>0B1217A1</td><td>MM DOUBLE GLASS DOOR INT UPPER BEAM 750</td><td>1.000</td><td>PC</td></tr></table>	Code	Description	Qty	UOM	0B1122A1	750MM DOOR LOWER FRAME SHAPE	1.000	PC	0B1166A1	XEVC-0511-E EXT GLASS SUPPORT PROFILE	2.000	PC	0B1195B1	0511 LEFT DOOR LEFT EXTERNAL COLUMN	1.000	PC	0B1196A1	0511 LEFT - DOOR RIGHT INT COLUMN	1.000	PC	0B1197A1	0511 LEFT - DOOR LEFT INT COLUMN	1.000	PC	0B1206A0	0511 LEFT - DOOR RIGHT EXT COLUMN	1.000	PC	0B1216A1	MM CT DOUBLE GLASS DOOR UPPER BEAM	1.000	PC	0B1217A1	MM DOUBLE GLASS DOOR INT UPPER BEAM 750	1.000	PC
Code	Description	Qty	UOM																																			
0B1122A1	750MM DOOR LOWER FRAME SHAPE	1.000	PC																																			
0B1166A1	XEVC-0511-E EXT GLASS SUPPORT PROFILE	2.000	PC																																			
0B1195B1	0511 LEFT DOOR LEFT EXTERNAL COLUMN	1.000	PC																																			
0B1196A1	0511 LEFT - DOOR RIGHT INT COLUMN	1.000	PC																																			
0B1197A1	0511 LEFT - DOOR LEFT INT COLUMN	1.000	PC																																			
0B1206A0	0511 LEFT - DOOR RIGHT EXT COLUMN	1.000	PC																																			
0B1216A1	MM CT DOUBLE GLASS DOOR UPPER BEAM	1.000	PC																																			
0B1217A1	MM DOUBLE GLASS DOOR INT UPPER BEAM 750	1.000	PC																																			




COMPONENT			SPARE PART																																																																						
Code	Description	Image	Code	Description	Kit components																																																																				
VT1276A	XEVC-0511-E DOOR EXTERNAL GLASS		KDR1265A	0511 LEFT EXTERNAL DOOR	<table><tr><th>Code</th><th>Description</th><th>Qty</th><th>UOM</th></tr><tr><td>CE1052A1</td><td>CABLE CONNECTION CONTROL - USB MM 750m</td><td>1.000</td><td>PC</td></tr><tr><td>CE1053B0</td><td>MM MICROFIT LED BAR POWER SUPPLY CABL</td><td>1.000</td><td>PC</td></tr><tr><td>CE1275A0</td><td>3M POWER - CONTROL CONNECTION CABLE</td><td>1.000</td><td>PC</td></tr><tr><td>CE1285A0</td><td>EMI ROUND FERRITE MOD.26438015 02</td><td>1.000</td><td>PC</td></tr><tr><td>CE1290A0</td><td>EXTRACTABL E FEMALE TERMINAL CPF 5/4</td><td>1.000</td><td>PC</td></tr><tr><td>GN1525A0</td><td>O-RING INT DIAM 9,5 THK 1 NBR 70</td><td>1.000</td><td>PC</td></tr><tr><td>LP1019A0</td><td>6 SERIES L200 LED LIGHT BAR - E415</td><td>1.000</td><td>PC</td></tr><tr><td>LP1025A0</td><td>L=415 LED LIGHT BAR COVER</td><td>1.000</td><td>PC</td></tr><tr><td>MG1083A2</td><td>MM COMPLETE HANDLE</td><td>1.000</td><td>PC</td></tr><tr><td>SL1170A1</td><td>S57 BLACK SILICON - 310ml CARTRIDGE</td><td>21.000</td><td>ML</td></tr><tr><td>VE1030A1</td><td>MAGNET FOR DOOR MICROSWITC H D=22,9mm</td><td>2.000</td><td>PC</td></tr><tr><td>VI1034A0</td><td>STAINLESS STEEL WASHER 8,4x16x1</td><td>1.000</td><td>PC</td></tr><tr><td>VI1147A0</td><td>5X25 STAINLESS STEEL SCREW</td><td>16.000</td><td>PC</td></tr><tr><td>VI1220A1</td><td>4,2x12 TCB SELF-TAPPIN G SCREW</td><td>23.000</td><td>PC</td></tr><tr><td>VI1996A0</td><td>M5x35 SCREW</td><td>13.000</td><td>PC</td></tr><tr><td>VM1630A1</td><td>INTERNAL GLASS PUSHING CAP</td><td>1.000</td><td>PC</td></tr></table>	Code	Description	Qty	UOM	CE1052A1	CABLE CONNECTION CONTROL - USB MM 750m	1.000	PC	CE1053B0	MM MICROFIT LED BAR POWER SUPPLY CABL	1.000	PC	CE1275A0	3M POWER - CONTROL CONNECTION CABLE	1.000	PC	CE1285A0	EMI ROUND FERRITE MOD.26438015 02	1.000	PC	CE1290A0	EXTRACTABL E FEMALE TERMINAL CPF 5/4	1.000	PC	GN1525A0	O-RING INT DIAM 9,5 THK 1 NBR 70	1.000	PC	LP1019A0	6 SERIES L200 LED LIGHT BAR - E415	1.000	PC	LP1025A0	L=415 LED LIGHT BAR COVER	1.000	PC	MG1083A2	MM COMPLETE HANDLE	1.000	PC	SL1170A1	S57 BLACK SILICON - 310ml CARTRIDGE	21.000	ML	VE1030A1	MAGNET FOR DOOR MICROSWITC H D=22,9mm	2.000	PC	VI1034A0	STAINLESS STEEL WASHER 8,4x16x1	1.000	PC	VI1147A0	5X25 STAINLESS STEEL SCREW	16.000	PC	VI1220A1	4,2x12 TCB SELF-TAPPIN G SCREW	23.000	PC	VI1996A0	M5x35 SCREW	13.000	PC	VM1630A1	INTERNAL GLASS PUSHING CAP	1.000	PC
Code	Description	Qty	UOM																																																																						
CE1052A1	CABLE CONNECTION CONTROL - USB MM 750m	1.000	PC																																																																						
CE1053B0	MM MICROFIT LED BAR POWER SUPPLY CABL	1.000	PC																																																																						
CE1275A0	3M POWER - CONTROL CONNECTION CABLE	1.000	PC																																																																						
CE1285A0	EMI ROUND FERRITE MOD.26438015 02	1.000	PC																																																																						
CE1290A0	EXTRACTABL E FEMALE TERMINAL CPF 5/4	1.000	PC																																																																						
GN1525A0	O-RING INT DIAM 9,5 THK 1 NBR 70	1.000	PC																																																																						
LP1019A0	6 SERIES L200 LED LIGHT BAR - E415	1.000	PC																																																																						
LP1025A0	L=415 LED LIGHT BAR COVER	1.000	PC																																																																						
MG1083A2	MM COMPLETE HANDLE	1.000	PC																																																																						
SL1170A1	S57 BLACK SILICON - 310ml CARTRIDGE	21.000	ML																																																																						
VE1030A1	MAGNET FOR DOOR MICROSWITC H D=22,9mm	2.000	PC																																																																						
VI1034A0	STAINLESS STEEL WASHER 8,4x16x1	1.000	PC																																																																						
VI1147A0	5X25 STAINLESS STEEL SCREW	16.000	PC																																																																						
VI1220A1	4,2x12 TCB SELF-TAPPIN G SCREW	23.000	PC																																																																						
VI1996A0	M5x35 SCREW	13.000	PC																																																																						
VM1630A1	INTERNAL GLASS PUSHING CAP	1.000	PC																																																																						




COMPONENT			SPARE PART																																																																										
Code	Description	Image	Code	Description	Kit components																																																																								
VT1276A	XEVC-0511-E DOOR EXTERNAL GLASS		KDR1265A	0511 LEFT EXTERNAL DOOR	<table><tr><th>Code</th><th>Description</th><th>Qty</th><th>UOM</th></tr><tr><td>VM1631A0</td><td>PLUS INNER GLASS PUSHING CAP</td><td>2.000</td><td>PC</td></tr><tr><td>VM2260A1</td><td>6 SERIES DOOR UPPER LEFT CAP</td><td>1.000</td><td>PC</td></tr><tr><td>VM2267A0</td><td>INTERNAL GLASS LOCKING SYSTEM SLIDER</td><td>2.000</td><td>PC</td></tr><tr><td>VM2268A0</td><td>DOOR MAGNET COVER</td><td>2.000</td><td>PC</td></tr><tr><td>VM2269A0</td><td>INTERNAL GLASS LOCKING SYSTEM CAP</td><td>2.000</td><td>PC</td></tr><tr><td>VM2274A0</td><td>GROOVED BUSHING</td><td>1.000</td><td>PC</td></tr><tr><td>VM2275A0</td><td>SMOOTH BUSHING</td><td>1.000</td><td>PC</td></tr><tr><td>VM2284A0</td><td>750 SERIES DRIP PROFILE</td><td>1.000</td><td>PC</td></tr><tr><td>VM2305A0</td><td>6 SERIES DOOR CAP FIXING PAWL</td><td>14.000</td><td>PC</td></tr><tr><td>VM2312A0</td><td>6 S. DRIP PROFILE DRAIN LEFT PIPE</td><td>1.000</td><td>PC</td></tr><tr><td>VM2313A0</td><td>TUBE DX DISCHARGE DRIP MM</td><td>1.000</td><td>PC</td></tr><tr><td>VM2314A0</td><td>6 S. DRIP PROFILE CAP</td><td>1.000</td><td>PC</td></tr><tr><td>VM2315A0</td><td>MIND.Maps INTERNAL GLASS CAP SUPPORT</td><td>1.000</td><td>PC</td></tr><tr><td>VM2383A0</td><td>MM LEFT DOOR RIGHT UPPER CAP</td><td>1.000</td><td>PC</td></tr><tr><td>VM2385A1</td><td>LEFT MM DOOR UPPER LEFT CAP</td><td>1.000</td><td>PC</td></tr><tr><td>VM2386A1</td><td>LEFT MM DOOR LOWER LEFT CAP</td><td>1.000</td><td>PC</td></tr><tr><td>VM2505A0</td><td>MM PLUS INTERNAL GLASS SUPPORT</td><td>2.000</td><td>PC</td></tr></table>	Code	Description	Qty	UOM	VM1631A0	PLUS INNER GLASS PUSHING CAP	2.000	PC	VM2260A1	6 SERIES DOOR UPPER LEFT CAP	1.000	PC	VM2267A0	INTERNAL GLASS LOCKING SYSTEM SLIDER	2.000	PC	VM2268A0	DOOR MAGNET COVER	2.000	PC	VM2269A0	INTERNAL GLASS LOCKING SYSTEM CAP	2.000	PC	VM2274A0	GROOVED BUSHING	1.000	PC	VM2275A0	SMOOTH BUSHING	1.000	PC	VM2284A0	750 SERIES DRIP PROFILE	1.000	PC	VM2305A0	6 SERIES DOOR CAP FIXING PAWL	14.000	PC	VM2312A0	6 S. DRIP PROFILE DRAIN LEFT PIPE	1.000	PC	VM2313A0	TUBE DX DISCHARGE DRIP MM	1.000	PC	VM2314A0	6 S. DRIP PROFILE CAP	1.000	PC	VM2315A0	MIND.Maps INTERNAL GLASS CAP SUPPORT	1.000	PC	VM2383A0	MM LEFT DOOR RIGHT UPPER CAP	1.000	PC	VM2385A1	LEFT MM DOOR UPPER LEFT CAP	1.000	PC	VM2386A1	LEFT MM DOOR LOWER LEFT CAP	1.000	PC	VM2505A0	MM PLUS INTERNAL GLASS SUPPORT	2.000	PC
Code	Description	Qty	UOM																																																																										
VM1631A0	PLUS INNER GLASS PUSHING CAP	2.000	PC																																																																										
VM2260A1	6 SERIES DOOR UPPER LEFT CAP	1.000	PC																																																																										
VM2267A0	INTERNAL GLASS LOCKING SYSTEM SLIDER	2.000	PC																																																																										
VM2268A0	DOOR MAGNET COVER	2.000	PC																																																																										
VM2269A0	INTERNAL GLASS LOCKING SYSTEM CAP	2.000	PC																																																																										
VM2274A0	GROOVED BUSHING	1.000	PC																																																																										
VM2275A0	SMOOTH BUSHING	1.000	PC																																																																										
VM2284A0	750 SERIES DRIP PROFILE	1.000	PC																																																																										
VM2305A0	6 SERIES DOOR CAP FIXING PAWL	14.000	PC																																																																										
VM2312A0	6 S. DRIP PROFILE DRAIN LEFT PIPE	1.000	PC																																																																										
VM2313A0	TUBE DX DISCHARGE DRIP MM	1.000	PC																																																																										
VM2314A0	6 S. DRIP PROFILE CAP	1.000	PC																																																																										
VM2315A0	MIND.Maps INTERNAL GLASS CAP SUPPORT	1.000	PC																																																																										
VM2383A0	MM LEFT DOOR RIGHT UPPER CAP	1.000	PC																																																																										
VM2385A1	LEFT MM DOOR UPPER LEFT CAP	1.000	PC																																																																										
VM2386A1	LEFT MM DOOR LOWER LEFT CAP	1.000	PC																																																																										
VM2505A0	MM PLUS INTERNAL GLASS SUPPORT	2.000	PC																																																																										




COMPONENT			SPARE PART																																															
Code	Description	Image	Code	Description	Kit components																																													
VT1276A	XEVC-0511-E DOOR EXTERNAL GLASS		KDR1265A	0511 LEFT EXTERNAL DOOR	<table><tr><th>Code</th><th>Description</th><th>Qty</th><th>UOM</th></tr><tr><td>VM2518A0</td><td>BOARD COOLING FAN SUPPORT</td><td>1.000</td><td>PC</td></tr><tr><td>VN1179A1</td><td>CONTROL BOARD 40x40x20mm 12V COOLING FAN</td><td>1.000</td><td>PC</td></tr><tr><td>VT1276A0</td><td>XEVC-0511-E DOOR EXTERNAL GLASS</td><td>1.000</td><td>PC</td></tr></table>	Code	Description	Qty	UOM	VM2518A0	BOARD COOLING FAN SUPPORT	1.000	PC	VN1179A1	CONTROL BOARD 40x40x20mm 12V COOLING FAN	1.000	PC	VT1276A0	XEVC-0511-E DOOR EXTERNAL GLASS	1.000	PC																													
			Code	Description	Qty	UOM																																												
VM2518A0	BOARD COOLING FAN SUPPORT	1.000	PC																																															
VN1179A1	CONTROL BOARD 40x40x20mm 12V COOLING FAN	1.000	PC																																															
VT1276A0	XEVC-0511-E DOOR EXTERNAL GLASS	1.000	PC																																															
KDR1261B	0511 -M RIGHT EXTERNAL DOOR	<table><tr><th>Code</th><th>Description</th><th>Qty</th><th>UOM</th></tr><tr><td>0B1106A0</td><td>XEVC-0511-E DOOR EXTERNAL LEFT COLUMN</td><td>1.000</td><td>PC</td></tr><tr><td>0B1107A1</td><td>XEVC-0511-E LEFT INT DOOR COLUM</td><td>1.000</td><td>PC</td></tr><tr><td>0B1108B1</td><td>XEVC-0511 DOOR EXTERNAL RIGHT COLUM</td><td>1.000</td><td>PC</td></tr><tr><td>0B1109A1</td><td>XEVC-0511-E RIGHT INT DOOR COLUM</td><td>1.000</td><td>PC</td></tr><tr><td>0B1122B0</td><td>MM CT DOOR LOWER CROSS BAR</td><td>1.000</td><td>PC</td></tr><tr><td>0B1166A1</td><td>XEVC-0511-E EXT GLASS SUPPORT PROFILE</td><td>2.000</td><td>PC</td></tr><tr><td>0B1216B0</td><td>MM CT DOUBLE GLASS DOOR UPPER CROSS BAR</td><td>1.000</td><td>PC</td></tr><tr><td>0B1217A1</td><td>MM DOUBLE GLASS DOOR INT UPPER BEAM 750</td><td>1.000</td><td>PC</td></tr><tr><td>CE1052A1</td><td>CABLE CONNECTION CONTROL - USB MM 750m</td><td>1.000</td><td>PC</td></tr><tr><td>CE1053B0</td><td>MM MICROFIT LED BAR POWER SUPPLY CABL</td><td>1.000</td><td>PC</td></tr><tr><td>CE1096A0</td><td>4 POLES MICROFIT 3 M BUS CABLE</td><td>1.000</td><td>PC</td></tr></table>	Code	Description	Qty	UOM	0B1106A0	XEVC-0511-E DOOR EXTERNAL LEFT COLUMN	1.000	PC	0B1107A1	XEVC-0511-E LEFT INT DOOR COLUM	1.000	PC	0B1108B1	XEVC-0511 DOOR EXTERNAL RIGHT COLUM	1.000	PC	0B1109A1	XEVC-0511-E RIGHT INT DOOR COLUM	1.000	PC	0B1122B0	MM CT DOOR LOWER CROSS BAR	1.000	PC	0B1166A1	XEVC-0511-E EXT GLASS SUPPORT PROFILE	2.000	PC	0B1216B0	MM CT DOUBLE GLASS DOOR UPPER CROSS BAR	1.000	PC	0B1217A1	MM DOUBLE GLASS DOOR INT UPPER BEAM 750	1.000	PC	CE1052A1	CABLE CONNECTION CONTROL - USB MM 750m	1.000	PC	CE1053B0	MM MICROFIT LED BAR POWER SUPPLY CABL	1.000	PC	CE1096A0	4 POLES MICROFIT 3 M BUS CABLE	1.000	PC
Code	Description	Qty	UOM																																															
0B1106A0	XEVC-0511-E DOOR EXTERNAL LEFT COLUMN	1.000	PC																																															
0B1107A1	XEVC-0511-E LEFT INT DOOR COLUM	1.000	PC																																															
0B1108B1	XEVC-0511 DOOR EXTERNAL RIGHT COLUM	1.000	PC																																															
0B1109A1	XEVC-0511-E RIGHT INT DOOR COLUM	1.000	PC																																															
0B1122B0	MM CT DOOR LOWER CROSS BAR	1.000	PC																																															
0B1166A1	XEVC-0511-E EXT GLASS SUPPORT PROFILE	2.000	PC																																															
0B1216B0	MM CT DOUBLE GLASS DOOR UPPER CROSS BAR	1.000	PC																																															
0B1217A1	MM DOUBLE GLASS DOOR INT UPPER BEAM 750	1.000	PC																																															
CE1052A1	CABLE CONNECTION CONTROL - USB MM 750m	1.000	PC																																															
CE1053B0	MM MICROFIT LED BAR POWER SUPPLY CABL	1.000	PC																																															
CE1096A0	4 POLES MICROFIT 3 M BUS CABLE	1.000	PC																																															




COMPONENT			SPARE PART																																																																		
Code	Description	Image	Code	Description	Kit components																																																																
VT1276A	XEVC-0511-E DOOR EXTERNAL GLASS		KDR1261B	0511 -M RIGHT EXTERNAL DOOR	<table><thead><tr><th>Code</th><th>Description</th><th>Qty</th><th>UOM</th></tr></thead><tbody><tr><td>CE1285A0</td><td>EMI ROUND FERRITE MOD.26438015 02</td><td>2.000</td><td>PC</td></tr><tr><td>GN1525A0</td><td>O-RING INT DIAM 9,5 THK 1 NBR 70</td><td>1.000</td><td>PC</td></tr><tr><td>LP1019A0</td><td>6 SERIES L200 LED LIGHT BAR - E415</td><td>1.000</td><td>PC</td></tr><tr><td>LP1025A0</td><td>L=415 LED LIGHT BAR COVER</td><td>1.000</td><td>PC</td></tr><tr><td>MG1099A1</td><td>MM COMPLETE HANDLE</td><td>1.000</td><td>PC</td></tr><tr><td>RC1200A0</td><td>ED=4 WIRE D.=0.5 COMPRESSIO N SPRING</td><td>4.000</td><td>PC</td></tr><tr><td>SL1170A1</td><td>S57 BLACK SILICON - 310ml CARTRIDGE</td><td>30.000</td><td>ML</td></tr><tr><td>SL1221A0</td><td>GN1/1 EXTERNAL GLASS UPPER SILICONE</td><td>1.000</td><td>PC</td></tr><tr><td>SL1222A0</td><td>0511 EXTERNAL GLASS LATERAL SILICONE</td><td>4.000</td><td>PC</td></tr><tr><td>VE1030A1</td><td>MAGNET FOR DOOR MICROSWITC H D=22,9mm</td><td>2.000</td><td>PC</td></tr><tr><td>VI0239A1</td><td>SELF-TAPPIN G SCREW 4.2X25 TCB+ INOX</td><td>4.000</td><td>PC</td></tr><tr><td>VI1034A0</td><td>STAINLESS STEEL WASHER 8.4x16x1</td><td>1.000</td><td>PC</td></tr><tr><td>VI1074A0</td><td>4X16 SCREW FOR PLASTIC</td><td>2.000</td><td>PC</td></tr><tr><td>VI1103A0</td><td>40X12 TBSP SCREW FOR PLASTIC</td><td>2.000</td><td>PC</td></tr><tr><td>VI1220A1</td><td>4,2x12 TCB SELF-TAPPIN G SCREW</td><td>26.000</td><td>PC</td></tr></tbody></table>	Code	Description	Qty	UOM	CE1285A0	EMI ROUND FERRITE MOD.26438015 02	2.000	PC	GN1525A0	O-RING INT DIAM 9,5 THK 1 NBR 70	1.000	PC	LP1019A0	6 SERIES L200 LED LIGHT BAR - E415	1.000	PC	LP1025A0	L=415 LED LIGHT BAR COVER	1.000	PC	MG1099A1	MM COMPLETE HANDLE	1.000	PC	RC1200A0	ED=4 WIRE D.=0.5 COMPRESSIO N SPRING	4.000	PC	SL1170A1	S57 BLACK SILICON - 310ml CARTRIDGE	30.000	ML	SL1221A0	GN1/1 EXTERNAL GLASS UPPER SILICONE	1.000	PC	SL1222A0	0511 EXTERNAL GLASS LATERAL SILICONE	4.000	PC	VE1030A1	MAGNET FOR DOOR MICROSWITC H D=22,9mm	2.000	PC	VI0239A1	SELF-TAPPIN G SCREW 4.2X25 TCB+ INOX	4.000	PC	VI1034A0	STAINLESS STEEL WASHER 8.4x16x1	1.000	PC	VI1074A0	4X16 SCREW FOR PLASTIC	2.000	PC	VI1103A0	40X12 TBSP SCREW FOR PLASTIC	2.000	PC	VI1220A1	4,2x12 TCB SELF-TAPPIN G SCREW	26.000	PC
Code	Description	Qty	UOM																																																																		
CE1285A0	EMI ROUND FERRITE MOD.26438015 02	2.000	PC																																																																		
GN1525A0	O-RING INT DIAM 9,5 THK 1 NBR 70	1.000	PC																																																																		
LP1019A0	6 SERIES L200 LED LIGHT BAR - E415	1.000	PC																																																																		
LP1025A0	L=415 LED LIGHT BAR COVER	1.000	PC																																																																		
MG1099A1	MM COMPLETE HANDLE	1.000	PC																																																																		
RC1200A0	ED=4 WIRE D.=0.5 COMPRESSIO N SPRING	4.000	PC																																																																		
SL1170A1	S57 BLACK SILICON - 310ml CARTRIDGE	30.000	ML																																																																		
SL1221A0	GN1/1 EXTERNAL GLASS UPPER SILICONE	1.000	PC																																																																		
SL1222A0	0511 EXTERNAL GLASS LATERAL SILICONE	4.000	PC																																																																		
VE1030A1	MAGNET FOR DOOR MICROSWITC H D=22,9mm	2.000	PC																																																																		
VI0239A1	SELF-TAPPIN G SCREW 4.2X25 TCB+ INOX	4.000	PC																																																																		
VI1034A0	STAINLESS STEEL WASHER 8.4x16x1	1.000	PC																																																																		
VI1074A0	4X16 SCREW FOR PLASTIC	2.000	PC																																																																		
VI1103A0	40X12 TBSP SCREW FOR PLASTIC	2.000	PC																																																																		
VI1220A1	4,2x12 TCB SELF-TAPPIN G SCREW	26.000	PC																																																																		




COMPONENT			SPARE PART																																																																																		
Code	Description	Image	Code	Description	Kit components																																																																																
VT1276A	XEVC-0511-E DOOR EXTERNAL GLASS		KDR1261B	0511 -M RIGHT EXTERNAL DOOR	<table><tr><th>Code</th><th>Description</th><th>Qty</th><th>UOM</th></tr><tr><td>VI1930A1</td><td>ST. STEEL 5X20 CHIP SCREW</td><td>16.000</td><td>PC</td></tr><tr><td>VI1996A0</td><td>M5x35 SCREW</td><td>13.000</td><td>PC</td></tr><tr><td>VI2037A1</td><td>40X8 TORX SHEETTRACS SELF-THREAD SCREW</td><td>6.000</td><td>PC</td></tr><tr><td>VM1490A0</td><td>CHEFTOP/BAK ERTOP HANDLE SCREWS COVER</td><td>2.000</td><td>PC</td></tr><tr><td>VM1630A1</td><td>INTERNAL GLASS PUSHING CAP</td><td>3.000</td><td>PC</td></tr><tr><td>VM1631A0</td><td>PLUS INNER GLASS PUSHING CAP</td><td>3.000</td><td>PC</td></tr><tr><td>VM2259B0</td><td>VM2259B0</td><td>1.000</td><td>PC</td></tr><tr><td>VM2260B0</td><td>S6 LEFT UPPER CAP</td><td>1.000</td><td>PC</td></tr><tr><td>VM2261B0</td><td>MM -M DOOR RIGHT LOWER CAP</td><td>1.000</td><td>PC</td></tr><tr><td>VM2262B0</td><td>MM -M DOOR RIGHT UPPER CAP</td><td>1.000</td><td>PC</td></tr><tr><td>VM2267A0</td><td>INTERNAL GLASS LOCKING SYSTEM SLIDER</td><td>2.000</td><td>PC</td></tr><tr><td>VM2268A0</td><td>DOOR MAGNET COVER</td><td>2.000</td><td>PC</td></tr><tr><td>VM2269B0</td><td>INNER GLASS FIXING CAP</td><td>2.000</td><td>PC</td></tr><tr><td>VM2274A0</td><td>GROOVED BUSHING</td><td>1.000</td><td>PC</td></tr><tr><td>VM2275A0</td><td>SMOOTH BUSHING</td><td>1.000</td><td>PC</td></tr><tr><td>VM2284B0</td><td>750 SERIES DRIP PROFILE KIT</td><td>1.000</td><td>PC</td></tr><tr><td>VM2305A0</td><td>6 SERIES DOOR CAP FIXING PAWL</td><td>14.000</td><td>PC</td></tr><tr><td>VM2312A0</td><td>6 S. DRIP PROFILE DRAIN LEFT PIPE</td><td>1.000</td><td>PC</td></tr><tr><td>VM2314A0</td><td>6 S. DRIP PROFILE CAP</td><td>1.000</td><td>PC</td></tr></table>	Code	Description	Qty	UOM	VI1930A1	ST. STEEL 5X20 CHIP SCREW	16.000	PC	VI1996A0	M5x35 SCREW	13.000	PC	VI2037A1	40X8 TORX SHEETTRACS SELF-THREAD SCREW	6.000	PC	VM1490A0	CHEFTOP/BAK ERTOP HANDLE SCREWS COVER	2.000	PC	VM1630A1	INTERNAL GLASS PUSHING CAP	3.000	PC	VM1631A0	PLUS INNER GLASS PUSHING CAP	3.000	PC	VM2259B0	VM2259B0	1.000	PC	VM2260B0	S6 LEFT UPPER CAP	1.000	PC	VM2261B0	MM -M DOOR RIGHT LOWER CAP	1.000	PC	VM2262B0	MM -M DOOR RIGHT UPPER CAP	1.000	PC	VM2267A0	INTERNAL GLASS LOCKING SYSTEM SLIDER	2.000	PC	VM2268A0	DOOR MAGNET COVER	2.000	PC	VM2269B0	INNER GLASS FIXING CAP	2.000	PC	VM2274A0	GROOVED BUSHING	1.000	PC	VM2275A0	SMOOTH BUSHING	1.000	PC	VM2284B0	750 SERIES DRIP PROFILE KIT	1.000	PC	VM2305A0	6 SERIES DOOR CAP FIXING PAWL	14.000	PC	VM2312A0	6 S. DRIP PROFILE DRAIN LEFT PIPE	1.000	PC	VM2314A0	6 S. DRIP PROFILE CAP	1.000	PC
Code	Description	Qty	UOM																																																																																		
VI1930A1	ST. STEEL 5X20 CHIP SCREW	16.000	PC																																																																																		
VI1996A0	M5x35 SCREW	13.000	PC																																																																																		
VI2037A1	40X8 TORX SHEETTRACS SELF-THREAD SCREW	6.000	PC																																																																																		
VM1490A0	CHEFTOP/BAK ERTOP HANDLE SCREWS COVER	2.000	PC																																																																																		
VM1630A1	INTERNAL GLASS PUSHING CAP	3.000	PC																																																																																		
VM1631A0	PLUS INNER GLASS PUSHING CAP	3.000	PC																																																																																		
VM2259B0	VM2259B0	1.000	PC																																																																																		
VM2260B0	S6 LEFT UPPER CAP	1.000	PC																																																																																		
VM2261B0	MM -M DOOR RIGHT LOWER CAP	1.000	PC																																																																																		
VM2262B0	MM -M DOOR RIGHT UPPER CAP	1.000	PC																																																																																		
VM2267A0	INTERNAL GLASS LOCKING SYSTEM SLIDER	2.000	PC																																																																																		
VM2268A0	DOOR MAGNET COVER	2.000	PC																																																																																		
VM2269B0	INNER GLASS FIXING CAP	2.000	PC																																																																																		
VM2274A0	GROOVED BUSHING	1.000	PC																																																																																		
VM2275A0	SMOOTH BUSHING	1.000	PC																																																																																		
VM2284B0	750 SERIES DRIP PROFILE KIT	1.000	PC																																																																																		
VM2305A0	6 SERIES DOOR CAP FIXING PAWL	14.000	PC																																																																																		
VM2312A0	6 S. DRIP PROFILE DRAIN LEFT PIPE	1.000	PC																																																																																		
VM2314A0	6 S. DRIP PROFILE CAP	1.000	PC																																																																																		




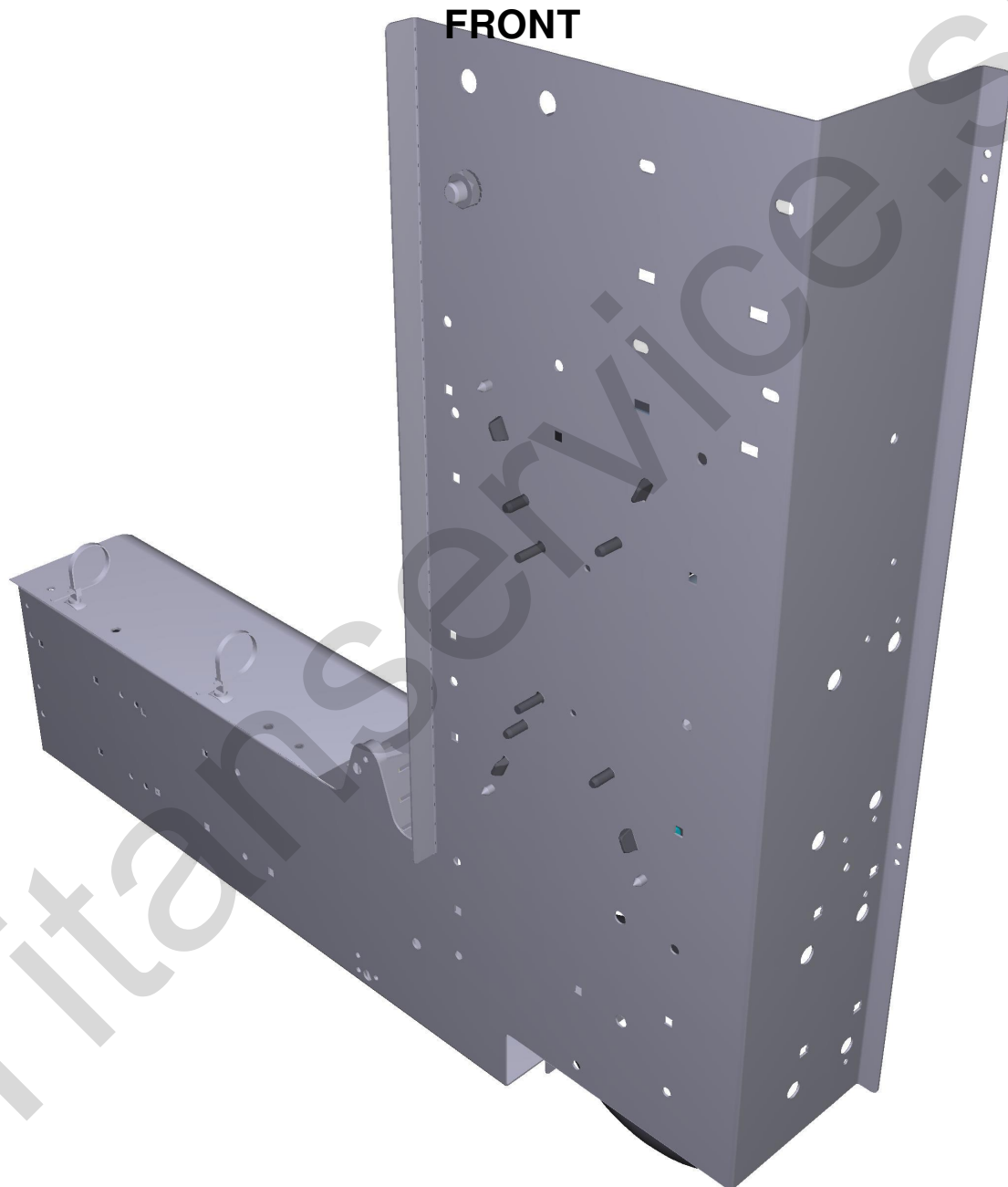
COMPONENT			SPARE PART																																							
Code	Description	Image	Code	Description	Kit components																																					
VT1276A	XEVC-0511-E DOOR EXTERNAL GLASS		KDR1261B	0511 -M RIGHT EXTERNAL DOOR	<table><thead><tr><th>Code</th><th>Description</th><th>Qty</th><th>UOM</th></tr></thead><tbody><tr><td>VM2315B0</td><td>S6 INTERNAL GLASS SUPPORT</td><td>3.000</td><td>PC</td></tr><tr><td>VM2505B1</td><td>MM PLUS INTERNAL GLASS SUPPORT</td><td>3.000</td><td>PC</td></tr><tr><td>VP1080A0</td><td>UPPER HINGE CAP FOR LOWER INNER GLASS</td><td>1.000</td><td>PC</td></tr><tr><td>VP1081A0</td><td>UPPER HINGE CAP FOR UPPER INNER GLASS</td><td>1.000</td><td>PC</td></tr><tr><td>VT1276A0</td><td>XEVC-0511-E DOOR EXTERNAL GLASS</td><td>1.000</td><td>PC</td></tr></tbody></table>	Code	Description	Qty	UOM	VM2315B0	S6 INTERNAL GLASS SUPPORT	3.000	PC	VM2505B1	MM PLUS INTERNAL GLASS SUPPORT	3.000	PC	VP1080A0	UPPER HINGE CAP FOR LOWER INNER GLASS	1.000	PC	VP1081A0	UPPER HINGE CAP FOR UPPER INNER GLASS	1.000	PC	VT1276A0	XEVC-0511-E DOOR EXTERNAL GLASS	1.000	PC													
			Code	Description	Qty	UOM																																				
VM2315B0	S6 INTERNAL GLASS SUPPORT	3.000	PC																																							
VM2505B1	MM PLUS INTERNAL GLASS SUPPORT	3.000	PC																																							
VP1080A0	UPPER HINGE CAP FOR LOWER INNER GLASS	1.000	PC																																							
VP1081A0	UPPER HINGE CAP FOR UPPER INNER GLASS	1.000	PC																																							
VT1276A0	XEVC-0511-E DOOR EXTERNAL GLASS	1.000	PC																																							
KDR1261A	0511 RIGHT EXTERNAL DOOR	<table><thead><tr><th>Code</th><th>Description</th><th>Qty</th><th>UOM</th></tr></thead><tbody><tr><td>0B1106A0</td><td>XEVC-0511-E DOOR EXTERNAL LEFT COLUMN</td><td>1.000</td><td>PC</td></tr><tr><td>0B1107A1</td><td>XEVC-0511-E LEFT INT DOOR COLUMN</td><td>1.000</td><td>PC</td></tr><tr><td>0B1108B1</td><td>XEVC-0511 DOOR EXTERNAL RIGHT COLUMN</td><td>1.000</td><td>PC</td></tr><tr><td>0B1109A1</td><td>XEVC-0511-E RIGHT INT DOOR COLUMN</td><td>1.000</td><td>PC</td></tr><tr><td>0B1122A1</td><td>750MM DOOR LOWER FRAME SHAPE</td><td>1.000</td><td>PC</td></tr><tr><td>0B1166A1</td><td>XEVC-0511-E EXT GLASS SUPPORT PROFILE</td><td>2.000</td><td>PC</td></tr><tr><td>0B1216A1</td><td>MM CT DOUBLE GLASS DOOR UPPER BEAM</td><td>1.000</td><td>PC</td></tr><tr><td>0B1217A1</td><td>MM DOUBLE GLASS DOOR INT UPPER BEAM 750</td><td>1.000</td><td>PC</td></tr><tr><td>CE1052A1</td><td>CABLE CONNECTION CONTROL - USB MM 750m</td><td>1.000</td><td>PC</td></tr></tbody></table>	Code	Description	Qty	UOM	0B1106A0	XEVC-0511-E DOOR EXTERNAL LEFT COLUMN	1.000	PC	0B1107A1	XEVC-0511-E LEFT INT DOOR COLUMN	1.000	PC	0B1108B1	XEVC-0511 DOOR EXTERNAL RIGHT COLUMN	1.000	PC	0B1109A1	XEVC-0511-E RIGHT INT DOOR COLUMN	1.000	PC	0B1122A1	750MM DOOR LOWER FRAME SHAPE	1.000	PC	0B1166A1	XEVC-0511-E EXT GLASS SUPPORT PROFILE	2.000	PC	0B1216A1	MM CT DOUBLE GLASS DOOR UPPER BEAM	1.000	PC	0B1217A1	MM DOUBLE GLASS DOOR INT UPPER BEAM 750	1.000	PC	CE1052A1	CABLE CONNECTION CONTROL - USB MM 750m	1.000	PC
Code	Description	Qty	UOM																																							
0B1106A0	XEVC-0511-E DOOR EXTERNAL LEFT COLUMN	1.000	PC																																							
0B1107A1	XEVC-0511-E LEFT INT DOOR COLUMN	1.000	PC																																							
0B1108B1	XEVC-0511 DOOR EXTERNAL RIGHT COLUMN	1.000	PC																																							
0B1109A1	XEVC-0511-E RIGHT INT DOOR COLUMN	1.000	PC																																							
0B1122A1	750MM DOOR LOWER FRAME SHAPE	1.000	PC																																							
0B1166A1	XEVC-0511-E EXT GLASS SUPPORT PROFILE	2.000	PC																																							
0B1216A1	MM CT DOUBLE GLASS DOOR UPPER BEAM	1.000	PC																																							
0B1217A1	MM DOUBLE GLASS DOOR INT UPPER BEAM 750	1.000	PC																																							
CE1052A1	CABLE CONNECTION CONTROL - USB MM 750m	1.000	PC																																							




COMPONENT			SPARE PART																																																																						
Code	Description	Image	Code	Description	Kit components																																																																				
VT1276A	XEVC-0511-E DOOR EXTERNAL GLASS		KDR1261A	0511 RIGHT EXTERNAL DOOR	<table><tr><th>Code</th><th>Description</th><th>Qty</th><th>UOM</th></tr><tr><td>CE1053B0</td><td>MM MICROFIT LED BAR POWER SUPPLY CABL</td><td>1.000</td><td>PC</td></tr><tr><td>CE1275A0</td><td>3M POWER - CONTROL CONNECTION CABLE</td><td>1.000</td><td>PC</td></tr><tr><td>CE1285A0</td><td>EMI ROUND FERRITE MOD.26438015 02</td><td>1.000</td><td>PC</td></tr><tr><td>CE1290A0</td><td>EXTRACTABL E FEMALE TERMINAL CPF 5/4</td><td>1.000</td><td>PC</td></tr><tr><td>GN1525A0</td><td>O-RING INT DIAM 9,5 THK 1 NBR 70</td><td>1.000</td><td>PC</td></tr><tr><td>LP1019A0</td><td>6 SERIES L200 LED LIGHT BAR - E415</td><td>1.000</td><td>PC</td></tr><tr><td>LP1025A0</td><td>L=415 LED LIGHT BAR COVER</td><td>1.000</td><td>PC</td></tr><tr><td>MG1083A2</td><td>MM COMPLETE HANDLE</td><td>1.000</td><td>PC</td></tr><tr><td>SL1170A1</td><td>S57 BLACK SILICON - 310ml CARTRIDGE</td><td>30.000</td><td>ML</td></tr><tr><td>VE1030A1</td><td>MAGNET FOR DOOR MICROSWITC H D=22,9mm</td><td>2.000</td><td>PC</td></tr><tr><td>VI1034A0</td><td>STAINLESS STEEL WASHER 8,4x16x1</td><td>1.000</td><td>PC</td></tr><tr><td>VI1147A0</td><td>5X25 STAINLESS STEEL SCREW</td><td>16.000</td><td>PC</td></tr><tr><td>VI1220A1</td><td>4,2x12 TCB SELF-TAPPIN G SCREW</td><td>25.000</td><td>PC</td></tr><tr><td>VI1996A0</td><td>M5x35 SCREW</td><td>13.000</td><td>PC</td></tr><tr><td>VM1630A1</td><td>INTERNAL GLASS PUSHING CAP</td><td>3.000</td><td>PC</td></tr><tr><td>VM1631A0</td><td>PLUS INNER GLASS PUSHING CAP</td><td>2.000</td><td>PC</td></tr></table>	Code	Description	Qty	UOM	CE1053B0	MM MICROFIT LED BAR POWER SUPPLY CABL	1.000	PC	CE1275A0	3M POWER - CONTROL CONNECTION CABLE	1.000	PC	CE1285A0	EMI ROUND FERRITE MOD.26438015 02	1.000	PC	CE1290A0	EXTRACTABL E FEMALE TERMINAL CPF 5/4	1.000	PC	GN1525A0	O-RING INT DIAM 9,5 THK 1 NBR 70	1.000	PC	LP1019A0	6 SERIES L200 LED LIGHT BAR - E415	1.000	PC	LP1025A0	L=415 LED LIGHT BAR COVER	1.000	PC	MG1083A2	MM COMPLETE HANDLE	1.000	PC	SL1170A1	S57 BLACK SILICON - 310ml CARTRIDGE	30.000	ML	VE1030A1	MAGNET FOR DOOR MICROSWITC H D=22,9mm	2.000	PC	VI1034A0	STAINLESS STEEL WASHER 8,4x16x1	1.000	PC	VI1147A0	5X25 STAINLESS STEEL SCREW	16.000	PC	VI1220A1	4,2x12 TCB SELF-TAPPIN G SCREW	25.000	PC	VI1996A0	M5x35 SCREW	13.000	PC	VM1630A1	INTERNAL GLASS PUSHING CAP	3.000	PC	VM1631A0	PLUS INNER GLASS PUSHING CAP	2.000	PC
Code	Description	Qty	UOM																																																																						
CE1053B0	MM MICROFIT LED BAR POWER SUPPLY CABL	1.000	PC																																																																						
CE1275A0	3M POWER - CONTROL CONNECTION CABLE	1.000	PC																																																																						
CE1285A0	EMI ROUND FERRITE MOD.26438015 02	1.000	PC																																																																						
CE1290A0	EXTRACTABL E FEMALE TERMINAL CPF 5/4	1.000	PC																																																																						
GN1525A0	O-RING INT DIAM 9,5 THK 1 NBR 70	1.000	PC																																																																						
LP1019A0	6 SERIES L200 LED LIGHT BAR - E415	1.000	PC																																																																						
LP1025A0	L=415 LED LIGHT BAR COVER	1.000	PC																																																																						
MG1083A2	MM COMPLETE HANDLE	1.000	PC																																																																						
SL1170A1	S57 BLACK SILICON - 310ml CARTRIDGE	30.000	ML																																																																						
VE1030A1	MAGNET FOR DOOR MICROSWITC H D=22,9mm	2.000	PC																																																																						
VI1034A0	STAINLESS STEEL WASHER 8,4x16x1	1.000	PC																																																																						
VI1147A0	5X25 STAINLESS STEEL SCREW	16.000	PC																																																																						
VI1220A1	4,2x12 TCB SELF-TAPPIN G SCREW	25.000	PC																																																																						
VI1996A0	M5x35 SCREW	13.000	PC																																																																						
VM1630A1	INTERNAL GLASS PUSHING CAP	3.000	PC																																																																						
VM1631A0	PLUS INNER GLASS PUSHING CAP	2.000	PC																																																																						




COMPONENT			SPARE PART																																																																														
Code	Description	Image	Code	Description	Kit components																																																																												
VT1276A	XEVC-0511-E DOOR EXTERNAL GLASS		KDR1261A	0511 RIGHT EXTERNAL DOOR	<table><tr><th>Code</th><th>Description</th><th>Qty</th><th>UOM</th></tr><tr><td>VM2259A1</td><td>6 SERIES DOOR LOWER LEFT CAP</td><td>1.000</td><td>PC</td></tr><tr><td>VM2260A1</td><td>6 SERIES DOOR UPPER LEFT CAP</td><td>1.000</td><td>PC</td></tr><tr><td>VM2261A1</td><td>MM DOOR LOWER RIGHT CAP</td><td>1.000</td><td>PC</td></tr><tr><td>VM2262A1</td><td>MM DOOR UPPER RIGHT CAP</td><td>1.000</td><td>PC</td></tr><tr><td>VM2267A0</td><td>INTERNAL GLASS LOCKING SYSTEM SLIDER</td><td>2.000</td><td>PC</td></tr><tr><td>VM2268A0</td><td>DOOR MAGNET COVER</td><td>2.000</td><td>PC</td></tr><tr><td>VM2269A0</td><td>INTERNAL GLASS LOCKING SYSTEM CAP</td><td>2.000</td><td>PC</td></tr><tr><td>VM2274A0</td><td>GROOVED BUSHING</td><td>1.000</td><td>PC</td></tr><tr><td>VM2275A0</td><td>SMOOTH BUSHING</td><td>1.000</td><td>PC</td></tr><tr><td>VM2284A0</td><td>750 SERIES DRIP PROFILE</td><td>1.000</td><td>PC</td></tr><tr><td>VM2305A0</td><td>6 SERIES DOOR CAP FIXING PAWL</td><td>14.000</td><td>PC</td></tr><tr><td>VM2312A0</td><td>6 S. DRIP PROFILE DRAIN LEFT PIPE</td><td>1.000</td><td>PC</td></tr><tr><td>VM2314A0</td><td>6 S. DRIP PROFILE CAP</td><td>1.000</td><td>PC</td></tr><tr><td>VM2315A0</td><td>MIND.Maps INTERNAL GLASS CAP SUPPORT</td><td>3.000</td><td>PC</td></tr><tr><td>VM2505A0</td><td>MM PLUS INTERNAL GLASS SUPPORT</td><td>2.000</td><td>PC</td></tr><tr><td>VM2518A0</td><td>BOARD COOLING FAN SUPPORT</td><td>1.000</td><td>PC</td></tr><tr><td>VN1179A1</td><td>CONTROL BOARD 40x40x20mm 12V COOLING FAN</td><td>1.000</td><td>PC</td></tr><tr><td>VT1276A0</td><td>XEVC-0511-E DOOR EXTERNAL GLASS</td><td>1.000</td><td>PC</td></tr></table>	Code	Description	Qty	UOM	VM2259A1	6 SERIES DOOR LOWER LEFT CAP	1.000	PC	VM2260A1	6 SERIES DOOR UPPER LEFT CAP	1.000	PC	VM2261A1	MM DOOR LOWER RIGHT CAP	1.000	PC	VM2262A1	MM DOOR UPPER RIGHT CAP	1.000	PC	VM2267A0	INTERNAL GLASS LOCKING SYSTEM SLIDER	2.000	PC	VM2268A0	DOOR MAGNET COVER	2.000	PC	VM2269A0	INTERNAL GLASS LOCKING SYSTEM CAP	2.000	PC	VM2274A0	GROOVED BUSHING	1.000	PC	VM2275A0	SMOOTH BUSHING	1.000	PC	VM2284A0	750 SERIES DRIP PROFILE	1.000	PC	VM2305A0	6 SERIES DOOR CAP FIXING PAWL	14.000	PC	VM2312A0	6 S. DRIP PROFILE DRAIN LEFT PIPE	1.000	PC	VM2314A0	6 S. DRIP PROFILE CAP	1.000	PC	VM2315A0	MIND.Maps INTERNAL GLASS CAP SUPPORT	3.000	PC	VM2505A0	MM PLUS INTERNAL GLASS SUPPORT	2.000	PC	VM2518A0	BOARD COOLING FAN SUPPORT	1.000	PC	VN1179A1	CONTROL BOARD 40x40x20mm 12V COOLING FAN	1.000	PC	VT1276A0	XEVC-0511-E DOOR EXTERNAL GLASS	1.000	PC
Code	Description	Qty	UOM																																																																														
VM2259A1	6 SERIES DOOR LOWER LEFT CAP	1.000	PC																																																																														
VM2260A1	6 SERIES DOOR UPPER LEFT CAP	1.000	PC																																																																														
VM2261A1	MM DOOR LOWER RIGHT CAP	1.000	PC																																																																														
VM2262A1	MM DOOR UPPER RIGHT CAP	1.000	PC																																																																														
VM2267A0	INTERNAL GLASS LOCKING SYSTEM SLIDER	2.000	PC																																																																														
VM2268A0	DOOR MAGNET COVER	2.000	PC																																																																														
VM2269A0	INTERNAL GLASS LOCKING SYSTEM CAP	2.000	PC																																																																														
VM2274A0	GROOVED BUSHING	1.000	PC																																																																														
VM2275A0	SMOOTH BUSHING	1.000	PC																																																																														
VM2284A0	750 SERIES DRIP PROFILE	1.000	PC																																																																														
VM2305A0	6 SERIES DOOR CAP FIXING PAWL	14.000	PC																																																																														
VM2312A0	6 S. DRIP PROFILE DRAIN LEFT PIPE	1.000	PC																																																																														
VM2314A0	6 S. DRIP PROFILE CAP	1.000	PC																																																																														
VM2315A0	MIND.Maps INTERNAL GLASS CAP SUPPORT	3.000	PC																																																																														
VM2505A0	MM PLUS INTERNAL GLASS SUPPORT	2.000	PC																																																																														
VM2518A0	BOARD COOLING FAN SUPPORT	1.000	PC																																																																														
VN1179A1	CONTROL BOARD 40x40x20mm 12V COOLING FAN	1.000	PC																																																																														
VT1276A0	XEVC-0511-E DOOR EXTERNAL GLASS	1.000	PC																																																																														



ASM2926A/0.D03 - Electrical system

ASM2926A/0.D03 - Electrical system**REAR**

COMPONENT			SPARE PART																														
Code	Description	Image	Code	Description	Kit components																												
0H7250A	MM GN1/1 ELECT. COMPONENTS HOLDER		0H7250A0	MM GN1/1 ELECT. COMPONENTS HOLDER																													
VE1644A	PG 29 STRAIN RELIEF NUT		KVE1645A	REDUCED PG 29 STRAIN RELIEF + NUT KIT	<table><tr><th>Code</th><th>Description</th><th>Qty</th><th>UOM</th></tr><tr><td>VE1644A0</td><td>PG 29 STRAIN RELIEF NUT</td><td>1.000</td><td>PC</td></tr><tr><td>VE1645A1</td><td>REDUCED PG 29 STRAIN RELIEF</td><td>1.000</td><td>PC</td></tr></table>	Code	Description	Qty	UOM	VE1644A0	PG 29 STRAIN RELIEF NUT	1.000	PC	VE1645A1	REDUCED PG 29 STRAIN RELIEF	1.000	PC																
Code	Description	Qty	UOM																														
VE1644A0	PG 29 STRAIN RELIEF NUT	1.000	PC																														
VE1645A1	REDUCED PG 29 STRAIN RELIEF	1.000	PC																														
VE1645A	REDUCED PG 29 STRAIN RELIEF		KVE1645A	REDUCED PG 29 STRAIN RELIEF + NUT KIT	<table><tr><th>Code</th><th>Description</th><th>Qty</th><th>UOM</th></tr><tr><td>VE1644A0</td><td>PG 29 STRAIN RELIEF NUT</td><td>1.000</td><td>PC</td></tr><tr><td>VE1645A1</td><td>REDUCED PG 29 STRAIN RELIEF</td><td>1.000</td><td>PC</td></tr></table>	Code	Description	Qty	UOM	VE1644A0	PG 29 STRAIN RELIEF NUT	1.000	PC	VE1645A1	REDUCED PG 29 STRAIN RELIEF	1.000	PC																
Code	Description	Qty	UOM																														
VE1644A0	PG 29 STRAIN RELIEF NUT	1.000	PC																														
VE1645A1	REDUCED PG 29 STRAIN RELIEF	1.000	PC																														
VE1095A	GE 25A 230V REMOTE CONTROL SWITCH		KVE2000A	50/60HZ 230V 30A 4P CONTACTOR KIT	<table><tr><th>Code</th><th>Description</th><th>Qty</th><th>UOM</th></tr><tr><td>CE1455A0</td><td>TIP END FITTING</td><td>2.000</td><td>PC</td></tr><tr><td>CE1560A0</td><td>BALCK UNIP AWG18 ST.3135 WIRE</td><td>0.250</td><td>M</td></tr><tr><td>VE2000A0</td><td>50/60HZ 230V 30A 4P CONTACTOR</td><td>1.000</td><td>PC</td></tr><tr><td>VI1220A1</td><td>4,2x12 TCB SELF-TAPPIN G SCREW</td><td>2.000</td><td>PC</td></tr><tr><td>VM1075A1</td><td>PLASTIC CLIP TO FIX CONTACTORS</td><td>4.000</td><td>PC</td></tr><tr><td>VM2191A1</td><td>VE1095 CONTACTOR BRACKET</td><td>1.000</td><td>PC</td></tr></table>	Code	Description	Qty	UOM	CE1455A0	TIP END FITTING	2.000	PC	CE1560A0	BALCK UNIP AWG18 ST.3135 WIRE	0.250	M	VE2000A0	50/60HZ 230V 30A 4P CONTACTOR	1.000	PC	VI1220A1	4,2x12 TCB SELF-TAPPIN G SCREW	2.000	PC	VM1075A1	PLASTIC CLIP TO FIX CONTACTORS	4.000	PC	VM2191A1	VE1095 CONTACTOR BRACKET	1.000	PC
Code	Description	Qty	UOM																														
CE1455A0	TIP END FITTING	2.000	PC																														
CE1560A0	BALCK UNIP AWG18 ST.3135 WIRE	0.250	M																														
VE2000A0	50/60HZ 230V 30A 4P CONTACTOR	1.000	PC																														
VI1220A1	4,2x12 TCB SELF-TAPPIN G SCREW	2.000	PC																														
VM1075A1	PLASTIC CLIP TO FIX CONTACTORS	4.000	PC																														
VM2191A1	VE1095 CONTACTOR BRACKET	1.000	PC																														

COMPONENT			SPARE PART																		
Code	Description	Image	Code	Description	Kit components																
VM2191A	VE1095 BIG SWITCH BRACKET		VM2191A0	VE1095 BIG SWITCH BRACKET																	
PE2102A	BL LED/TOUCH/PLUS 230V POWER BOAR		KPE2102A	BL LED/TOUCH/MASTE R 230V POWER CARD KIT	<table><tr><th>Code</th><th>Description</th><th>Qty</th><th>UOM</th></tr><tr><td>PE2102A2</td><td>BL LED/TOUCH/PLUS 230V POWER BOAR</td><td>1.000</td><td>PC</td></tr><tr><td>VI1988A0</td><td>AUTOTHREAD 4,2x19 TCB+ INOX</td><td>3.000</td><td>PC</td></tr><tr><td>VM1187A0</td><td>POWER BOARD FRAME SHOP.PRO</td><td>1.000</td><td>PC</td></tr></table>	Code	Description	Qty	UOM	PE2102A2	BL LED/TOUCH/PLUS 230V POWER BOAR	1.000	PC	VI1988A0	AUTOTHREAD 4,2x19 TCB+ INOX	3.000	PC	VM1187A0	POWER BOARD FRAME SHOP.PRO	1.000	PC
Code	Description	Qty	UOM																		
PE2102A2	BL LED/TOUCH/PLUS 230V POWER BOAR	1.000	PC																		
VI1988A0	AUTOTHREAD 4,2x19 TCB+ INOX	3.000	PC																		
VM1187A0	POWER BOARD FRAME SHOP.PRO	1.000	PC																		
VM1187A	POWER BOARD FRAME SHOP.PRO		VM1187A0	POWER BOARD FRAME SHOP.PRO																	
CE1355A	CABLE 5 X 2,5 MMQ H07RNF L = 1,5 MT		KCE1355A	L=1.5M 5x2.5mmq POWER CABLE KIT	<table><tr><th>Code</th><th>Description</th><th>Qty</th><th>UOM</th></tr><tr><td>CE1355A1</td><td>CABLE 5 X 2,5 MMQ H07RNF L = 1,5 MT</td><td>1.000</td><td>PC</td></tr></table>	Code	Description	Qty	UOM	CE1355A1	CABLE 5 X 2,5 MMQ H07RNF L = 1,5 MT	1.000	PC								
Code	Description	Qty	UOM																		
CE1355A1	CABLE 5 X 2,5 MMQ H07RNF L = 1,5 MT	1.000	PC																		
CN1003A	6,3 Uf MOTOR CAPACITOR		KCN1003A	6,3 uF MOTOR CAPACITOR KIT	<table><tr><th>Code</th><th>Description</th><th>Qty</th><th>UOM</th></tr><tr><td>CN1003A0</td><td>6,3 Uf MOTOR CAPACITOR</td><td>1.000</td><td>PC</td></tr><tr><td>VI1931A0</td><td>M8x1.65 H4 CH13 ZINC PLATED NUT</td><td>1.000</td><td>PC</td></tr><tr><td>VI1932A0</td><td>D8 INDENTED ZINC PLATED WASHER</td><td>1.000</td><td>PC</td></tr></table>	Code	Description	Qty	UOM	CN1003A0	6,3 Uf MOTOR CAPACITOR	1.000	PC	VI1931A0	M8x1.65 H4 CH13 ZINC PLATED NUT	1.000	PC	VI1932A0	D8 INDENTED ZINC PLATED WASHER	1.000	PC
Code	Description	Qty	UOM																		
CN1003A0	6,3 Uf MOTOR CAPACITOR	1.000	PC																		
VI1931A0	M8x1.65 H4 CH13 ZINC PLATED NUT	1.000	PC																		
VI1932A0	D8 INDENTED ZINC PLATED WASHER	1.000	PC																		



COMPONENT			SPARE PART										
Code	Description	Image	Code	Description	Kit components								
MR1004A	41A 450V 7 POLES TERMINAL		KMR1004A	7FTW 1+2+3/4+5+6 TERMINAL BLOCK KIT	<table><tr><th>Code</th><th>Description</th><th>Qty</th><th>UOM</th></tr><tr><td>MR1004A1</td><td>41A 450V 7 POLES TERMINAL</td><td>1.000</td><td>PC</td></tr></table>	Code	Description	Qty	UOM	MR1004A1	41A 450V 7 POLES TERMINAL	1.000	PC
Code	Description	Qty	UOM										
MR1004A1	41A 450V 7 POLES TERMINAL	1.000	PC										
VM2387A	MM REMOTE CONTROL SWITCH PROTECTION		VM2387A0	MM REMOTE CONTROL SWITCH PROTECTION									