




# PARTICOLARI VISTE ESPLOSE GRUPPO VAPORE

## DETAILS EXPLODED VIEWS STEAM GROUP

## DETAILS VUE ECLATEES GROUPE VAPEUR

MODELLI  
MODELS MACHINE  
MODÈLE MACHINE  
**AX-161 / AX-290**

 ATTENZIONE  
 PAY ATTENTION  
 ATTENTION

L'IMPIANTO VAPORE MOLTO SPESSO VIENE PROGETTATO SU COMMESSA ED E' SPECIFICO PER  
MACCHINA.




NON USARE LE TAVOLE COME ISTRUZIONI DI MONTAGGIO

THE STEAM SYSTEM IS OFTEN DESIGNED UPON REQUEST AND  
IT IS TAILOR-MADE FOR EVERY MACHINE

DO NOT USE THE TABLES AS INSTRUCTIONS FOR THE INTALLATION


L'IMPLANTATION A VAPEUR EST TRES SOUVENT PROJETEE SUR DEMANDE ET ELLE EST FAITE  
SPECIFIQUEMENT POUR CHAQUE MACHINE

NE PAS UTILISER LES TABLES COMME DES INSTRUCTIONS DE MONTAGE




Code DW 999XXXXXX  
Model DESCRIPTION  
S/N DW A 1015770 Type .....

CL/Part



400V 3N  
3500W


50HZ

 16A

8A  
500W

IPX3


TECHICAL SPECIFICATION



Pressione Dinamica alimentazione idrica  
Pression dynamique arrivée d'eau  
Dynamic pressure water supply  
Dynamischer Druck asserreinlauf

200-500 kPa

MADE IN ITALY

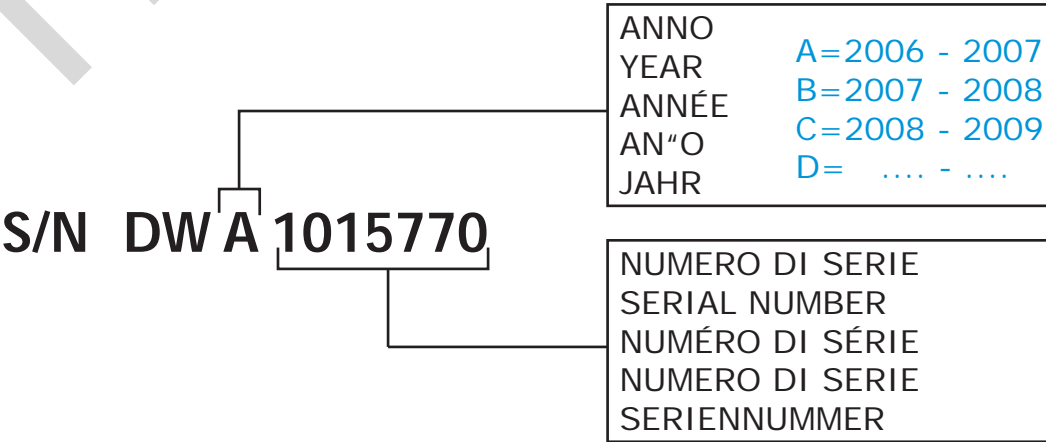
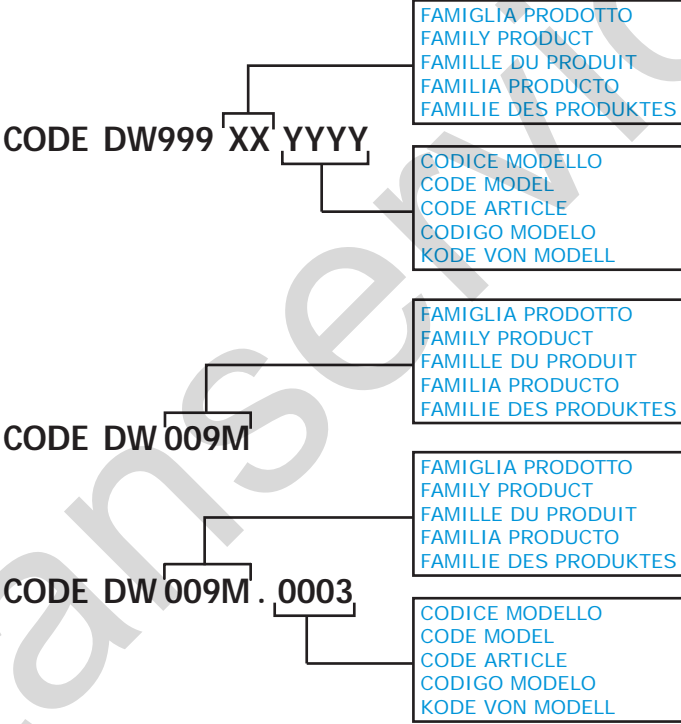


Pressione dinamica vapore saturo  
Pression dynamique vapeur saturée  
Dymanischer Druck gesättigter Dampf  
Pression Dinamica Vapor Saturado

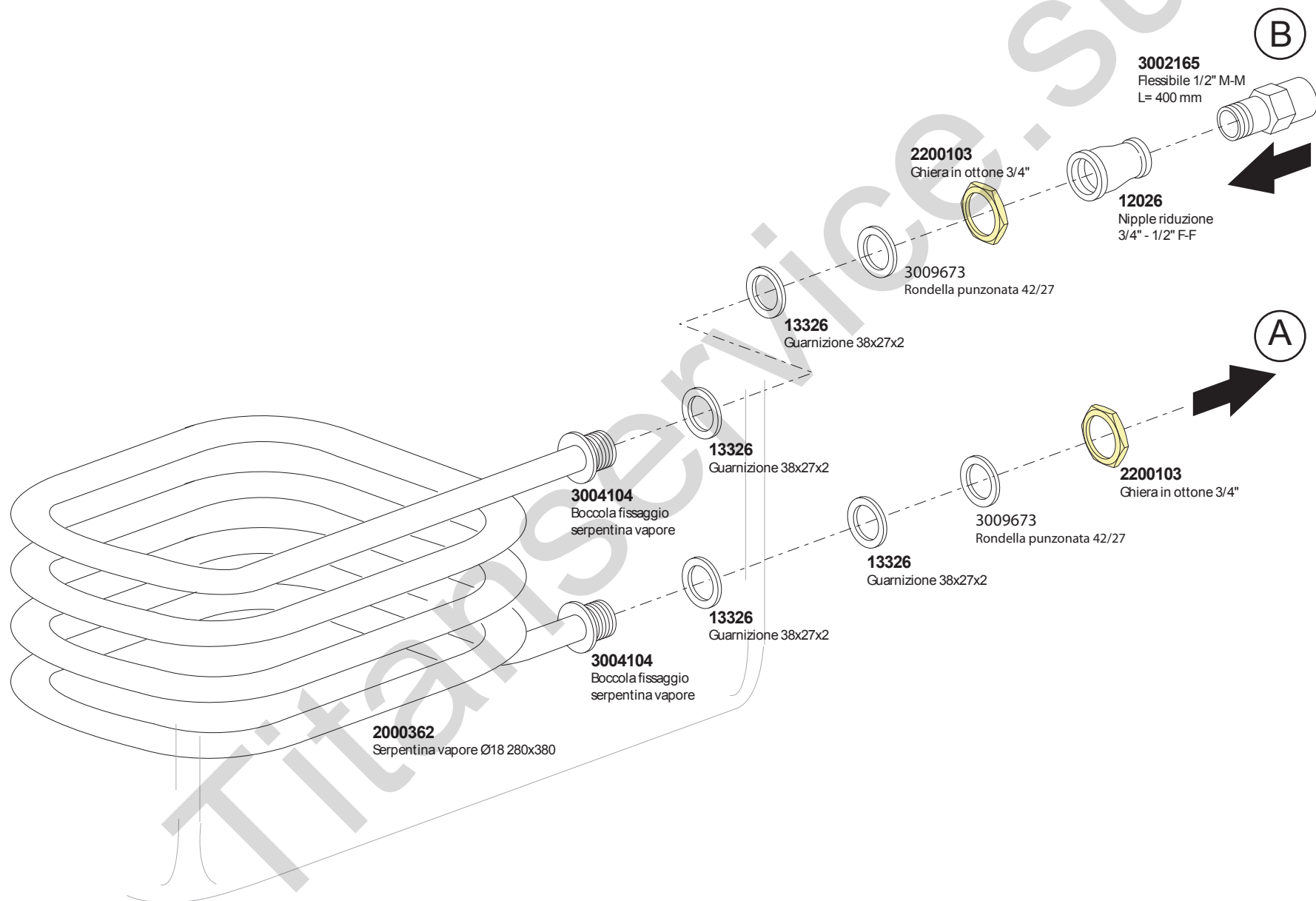
Temperatura massima acqua in ingresso 60°C  
Temperature max eau a l'entre  
Maximale Temperatur Wasseranschluß  
Maximum Water temperature in-feeding

Model 

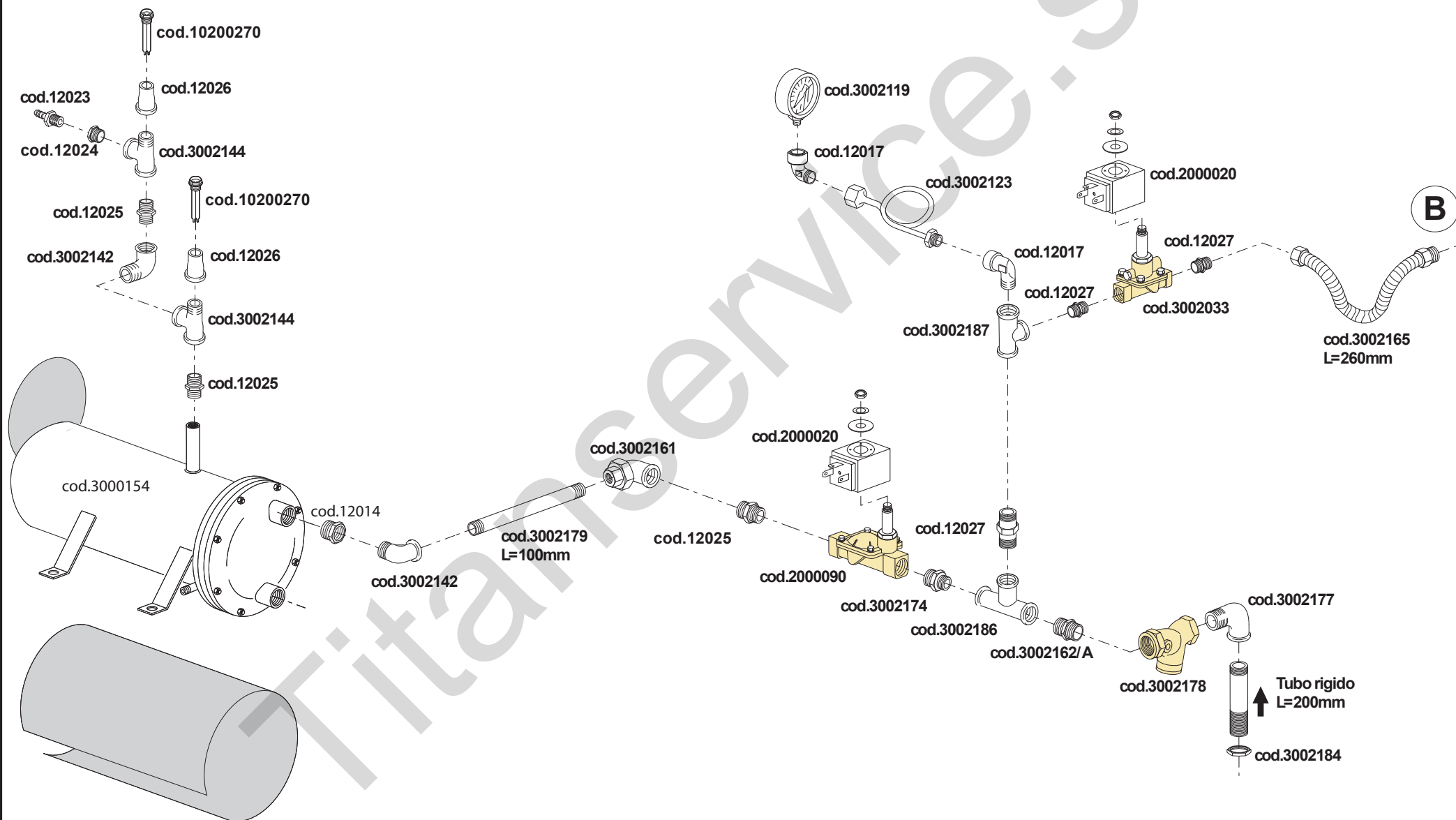
S/N 



# SERPENTINA VAPORE - CIRCUIT OF SENT VAPOR - CIRCUIT D'ENVOYEE VAPEUR



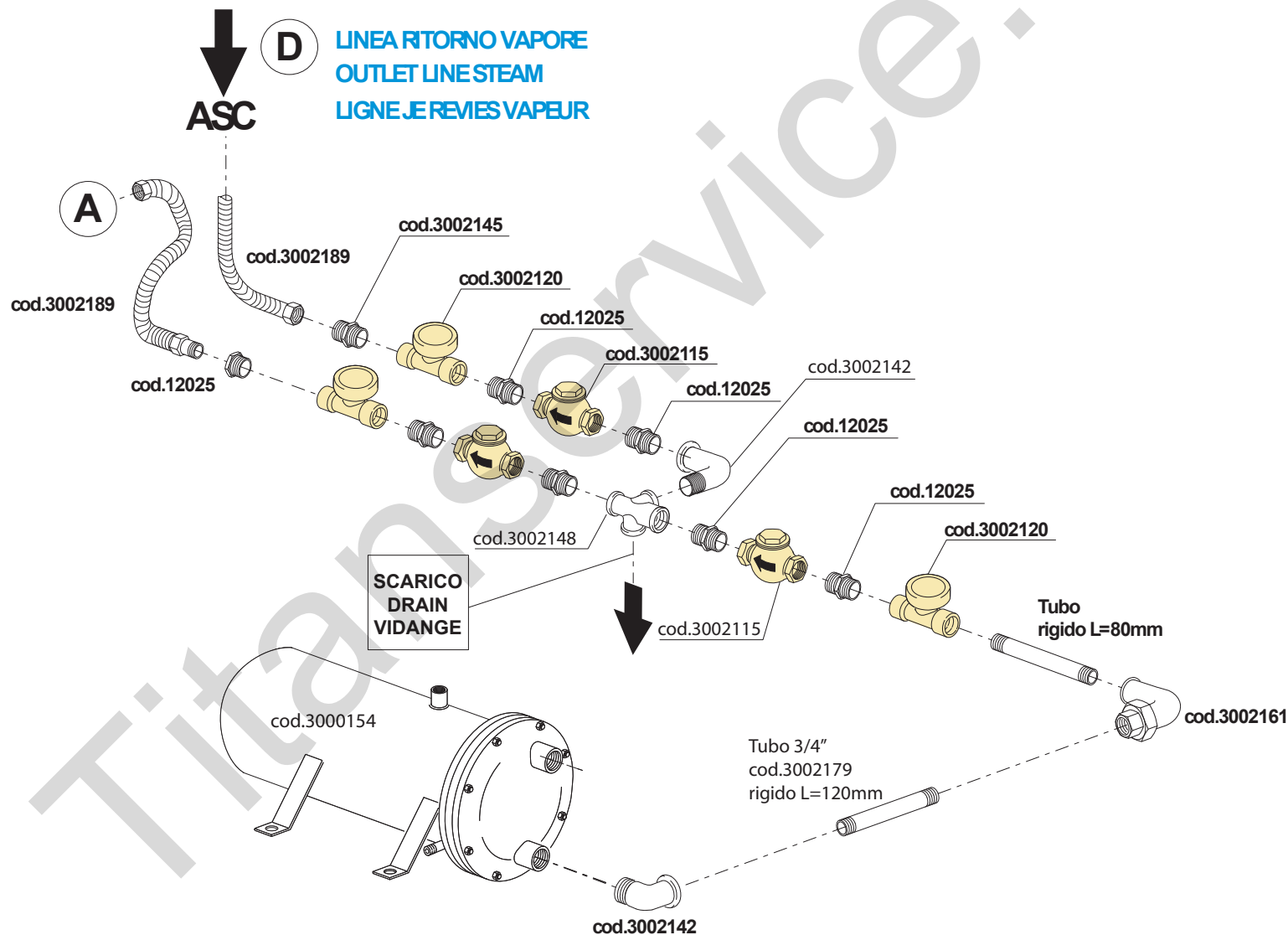
# IMPIANTO VAPORE - STEAM CIRCUIT - LIGNE DE VAPEUR



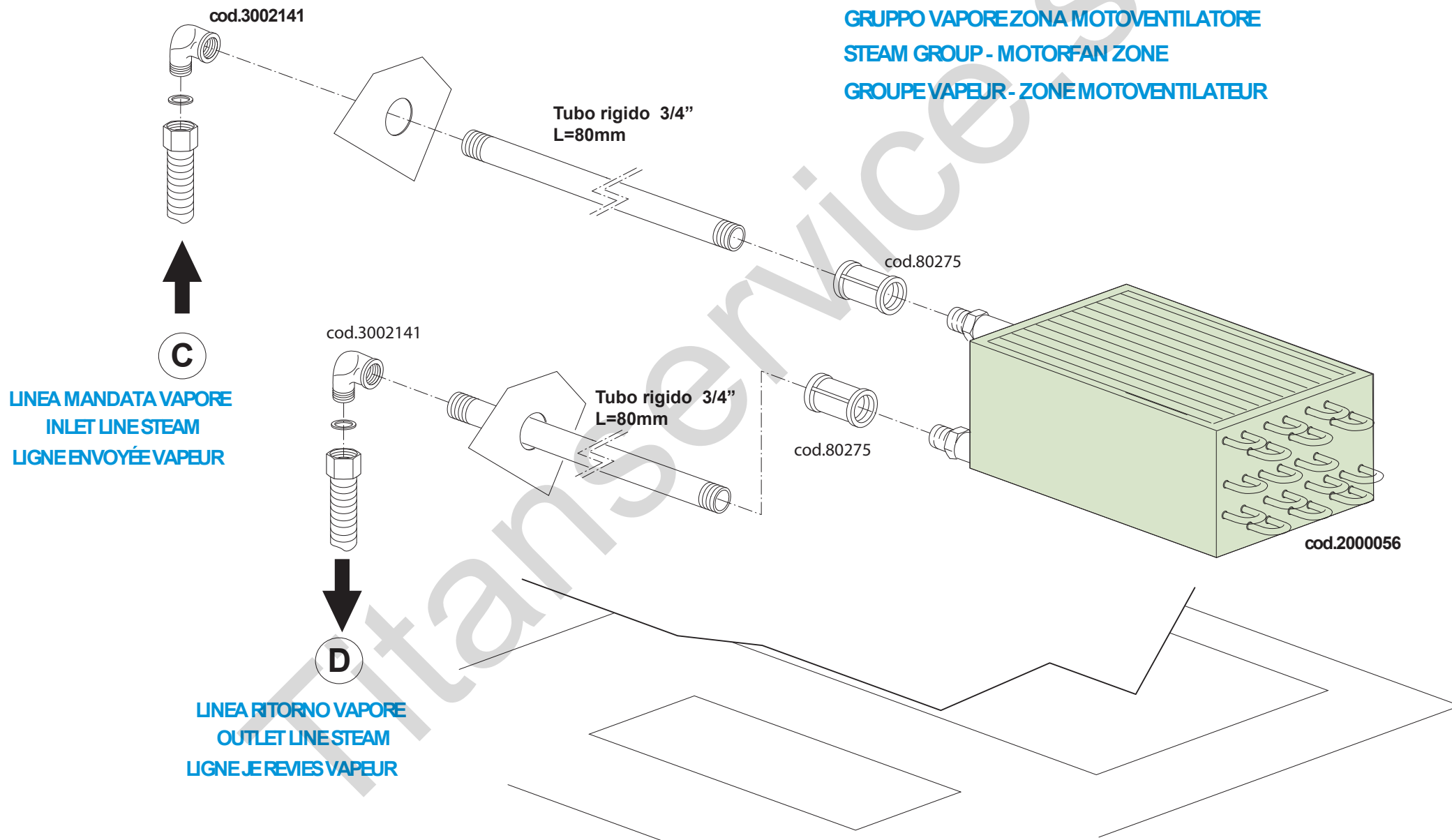
[illegible]



# IMPIANTO VAPORE - STEAM CIRCUIT - LIGNE DE VAPEUR CON ASCIUGATURA - WITH DRYER - AVEC SECHAGE



# IMPIANTO VAPORE - STEAM CIRCUIT - LIGNE DE VAPEUR CON ASCIUGATURA - WITH DRYER - AVEC SECHAGE






# TABELLA RIASSUNTIVA CODICI

## CODES SUMMARY TABLE

## TABLEAU SOMMAIRE REFERENCES

Codici	IT	EN	FR
12007	NIPPLE DI RIDUZIONE 3/4" M-3/8" F	REDUCTION NIPPLE 3/4" M-3/8" F	NIPPLE DE RÉDUCTION 3/4" M-3/8" F
12014	NIPPLE DI RIDUZIONE 3/4" F-1" M	REDUCTION NIPPLE 3/4" F-1" M	NIPPLE DE RÉDUCTION 3/4" F-1" M
12017	GOMITO 3/8" M-F	ELBOW 3/8" M-F	COUDE 3/8" M-F
12023	PORTAGOMMA 1/2" M Ø12mm	HOSE HOLDER	PORTE-CAOUTCHOUC
12024	NIPPLE DI RIDUZIONE 3/4" M-1/2" F	REDUCTION NIPPLE 3/4" M-1/2" F	NIPPLE DE RÉDUCTION 3/4" M-1/2" F
12025	NIPPLE 3/4" M-M	NIPPLE 3/4" M-M	RACCORD 3/4" M-M
12026	NIPPLE DI RIDUZIONE 3/4" -1/2" F-F	REDUCTION NIPPLE 3/4" -1/2" F-F	NIPPLE DE RÉDUCTION 3/4" -1/2" F-F
12027	NIPPLE 1/2" M-M	NIPPLE 1/2" M-M	RACCORD 1/2" M-M
13326	GUARNIZIONE 38x27x2	GASKET 38x27x2	JOINT 38x27x2
80275	RACCORDO 3/4" F-F	CONNECTION 3/4" F-F	CONNEXION 3/4" F-F
2000020	BOBINA ELETTROVALV. 24V	VALVE COIL 24V	BOBINE POUR SOUPE
2000056	BATTERIA VAPORE ASCIUGATURA	DRYER STEAM BATTERY	BATTERIE VAPEUR DE SÉCHAGE
2000090	ELETTROVALV. VAP. 3/4"	STEAM VALVE 3/4"	SOUPE ÉLECTRIQUE VAPEUR 3/4"
2200103	DADO 3/4" OTTONE	NUT 3/4"	ECROU 3/4"
3000154	BOILER VAPORE	STEAM BOILER	SURCHAUFFEUR A VAPEUR
3002032	ELETTROVALV. VAP. 1"	STEAM VALVE 1"	SOUPE ÉLECTRIQUE VAPEUR 1"
3002033	ELETTROVALV. VAP. 1/2"	STEAM VALVE 1/2"	SOUPE ÉLECTRIQUE VAPEUR 1/2"
3002106	FILTRO 1107 1" 1/2 F-F	FILTER 1107 1" 1/2 F-F	FILTER 1107 1" 1/2 F-F
3002107	GOMITO 1"1/2 M-F	ELBOW 1"1/2 M-F	COUDE 1"1/2 M-F
3002115	VALVOLA NON RITORNO 3/4"	NON-RETURN VALVE 3/4"	SOUPE DE NON RETOUR
3002119	MANOMETRO VERTICALE VAPORE	VERTICAL STEAM MANOMETER	MANOMÈTRE VERTICAL VAPEUR
3002120	SCARICATORE ATT. LINEA 1 3BAR TP13S 3/4"	UNLOADER LINEA 1 3BAR BTP13S 3/4"	DECHARGEUR LIGNE 13 BAR BTP13S 3/4"
3002123	SERPENTINA ACCIAIO C40 3/8"	STEEL COIL C40 3/8"	STEEL COIL C40 3/8"
3002142	GOMITO 3/4" M-F	ELBOW 3/4" M-F	COUDE 3/4" M-F
3002144	RACCORDO T 3/4" M-F-F	CONNECTION T 3/4" M-F-F	CONNEXION T 3/4" M-F-F
3002145	NIPPLE DI RIDUZIONE 3/4"-1/2" M-M	REDUCTION NIPPLE 3/4-1/2 M-M	NIPPLE DE RÉDUCTION 3/4-1/2 M-M
3002148	RACCORDO 3/4" F-F-F-F	CONNECTION 3/4" F-F-F-F	CONNEXION 3/4" F-F-F-F
3002149	TUBO RIGIDO 3/4" L=120mm F-F	STIFF PIPE 3/4" L=120mm F-F	TUYAN RIGIDE 3/4" L=120mm F-F
3002151	CONTRODADO SCANALATO 1"1/2	GROOVED LOCK NUT 1"1/2	CONTRE-ECROU A RAINURES 1"1/2
3002152	NIPPLE TUTTO FILETTO 1"1/2	NIPPLE ALL THREAD 1"1/2	NIPPLE TOUS FILET 1"1/2
3002161	GOMITO A SEDE CONICA 3/4" F-F	CONICAL SEAT ELBOW 3/4" F-F	COUDE SIÈGE CONIQUE 3/4" F-F
3002162	NIPPLE 3/4" M-M GHISA BIANCA	NIPPLE 3/4" M-M WHITE CAST IRON	RACCORD 3/4" M-M FONTE BLANCHE
3002162/A	NIPPLE 1" M-M	NIPPLE 1" M-M	RACCORD 1" M-M
3002165	FLESSIBILE 1/2" M-F L=260-520mm	FLEXIBLE 1/2" M-F L=260-520mm	FLEXIBLE 1/2" M-F L=260-520mm
3002173	RACCORDO T 3/4" F-F-F	CONNECTION T 3/4" F-F-F	CONNEXION T 3/4" F-F-F
3002174	NIPPLE DI RIDUZIONE 3/4"-1" M-M	REDUCTION NIPPLE 3/4"-1" M-M	NIPPLE DE RÉDUCTION 3/4"-1" M-M
3002177	GOMITO 1" M-F	ELBOW 1" M-F	COUDE 1" M-F
3002178	FILTRO VAPORE 1" F-F	FILTER VAPORE 1" F-F	FILTER VAPORE 1" F-F
3002179	PROLUNGA L=100mm 3/4" M-M	EXTENSION L=100mm 3/4" M-M	ROLLANGE L=100mm 3/4" M-M
3002184	CONTRODADO SCANALATO 1"	GROOVED LOCK NUT 1"	CONTRE-ECROU A RAINURES 1"
3002187	RACCORDO T 1/2"F-1/2"F-3/8"F	CONNECTION T 1/2"F-1/2"F-3/8"F	CONNEXION T 1/2"F-1/2"F-3/8"F
3002189	FLESSIBILE 1/2" F-F L=1000-2000mm	FLEXIBLE 1/2" F-F L=1000-2000mm	FLEXIBLE 1/2" F-F L=1000-2000mm
3002192	RACCORDO T 1"1/2 F - 3/4" F - 1"1/2 F	CONNECTION T 1"1/2 F - 3/4" F - 1"1/2 F	CONNEXION T 1"1/2 F - 3/4" F - 1"1/2 F
3002193	NIPPLE DI RIDUZIONE 1"1/2-1" M-M	REDUCTION NIPPLE 1"1/2-1" M-M	NIPPLE DE RÉDUCTION 1"1/2-1" M-M
3004104	BOCCOLA FISSAGGIO SERPENTINA	BUSH FIXING COIL	BAGUE DE FIXATION SERPENTIN
2000362	SERPENTINA VAPORE Ø18mm 280x380mm	STEAM COIL Ø18mm 280x380mm	SERPENTIN VAPEUR Ø18mm 280x380mm
10200270	PORTASONDA DOPPIO	FEELER-HOLDER DOUBLE SHEAT	GAINE PORTE-SONDE
3009673	RONDELLA 42/27	WASHER 42/27	RONDELLE 42/27
-----	GUARNIZIONE IN PTFE DA 1/2"	PTFE GASKET 1/2"	PTFE JOINT 1/2"

# IMPIANTO VAPORE - STEAM CIRCUIT - LIGNE DE VAPEUR



# IMPIANTO VAPORE - STEAM CIRCUIT - LIGNE DE VAPEUR

