

WAREWASHING



Utensil washer

PROFI UXT
PREMAX UPT

Spare Parts Catalogue

EN

Valid for the following models:**Profi UXT:**

UXT-10A
UXT-81A
UXT-80A
UXTB-10A

Premax UPT:

UPT-10A

Note

For other voltages or electric components, refer to the wiring diagram shipped with the machine. Observe wiring diagram.

Legend

Recommended spare parts



Wearing parts

Publisher

HOBART GmbH
Robert-Bosch-Str. 17
77656 Offenburg

Telephone +49(0)781.600-0
Fax +49(0)781.600-23 19

E-Mail: info@hobart.de
Internet: www.hobart.de

Product liability

Installations and repairs which are carried out by non-authorized technicians or the use of other than original spare parts, and any technical alterations to the machine, may affect the warranty set out in the standard conditions of sale.

As continued product improvement is a policy of HOBART, specifications are subject to change without notice.

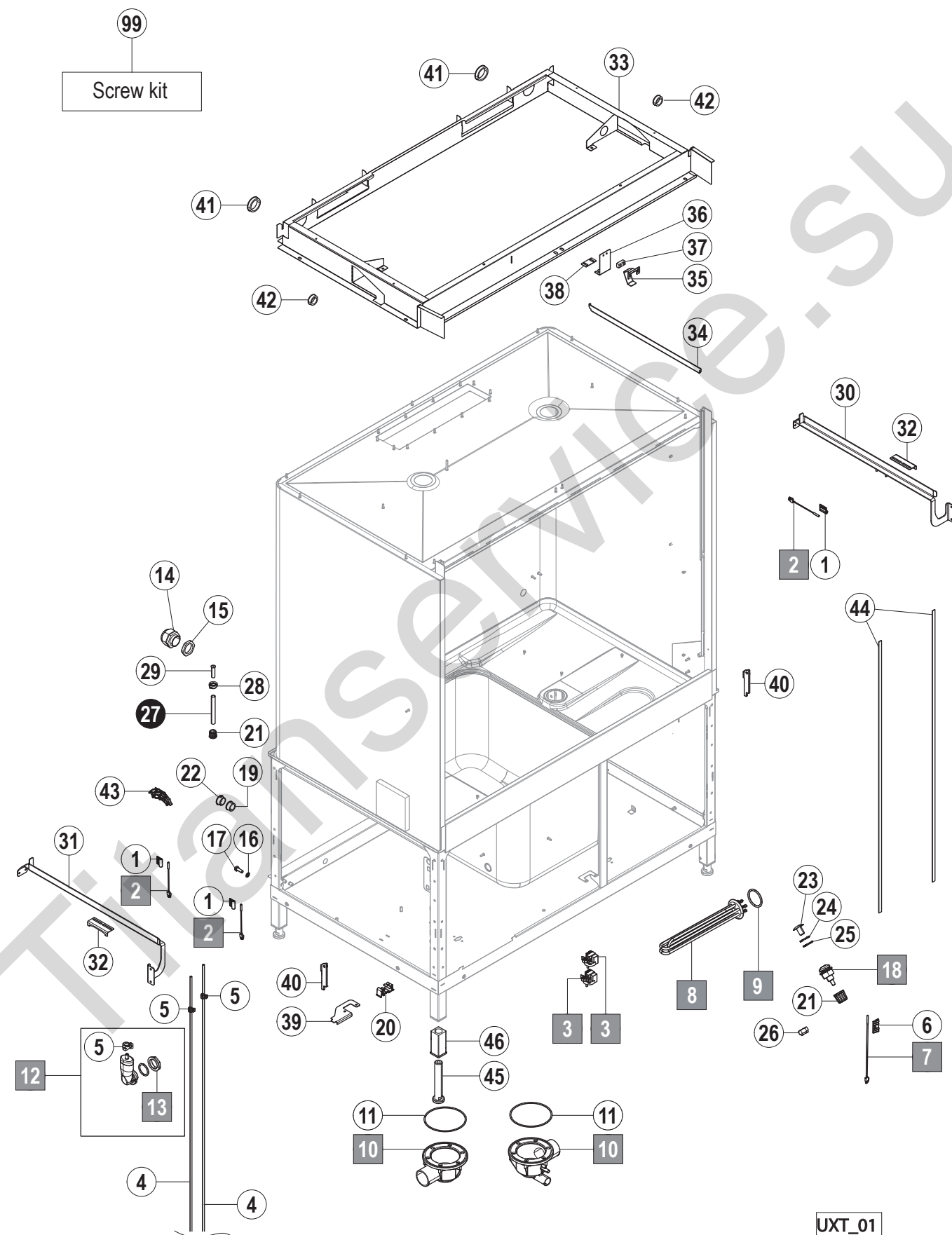
Detailed information can be obtained from your distributor, or from:

SERVICE Tel. 01803 45 62 58
Internet: www.hobart.de
E-Mail: info@hobart.de (innerhalb Deutschland)

© HOBART GmbH, Offenburg 2015

Page	Chapter	Contents
4	1.	Tank and undercarriage
8	2.	Door
10	3.	Covering
12	4.	Fill
14	5.	Drain system
16	6.	Strainer system
18	7.	Wash system
20	8.	Wash system lateral wash arms
22	9.	Wash system lateral left
24	10.	Wash system lateral right
26	11.	Wash pump
28	12.	Boiler: PROFI machines
30	13.	Boiler: PREMAX machines
32	14.	Switch box
34	15.	Dosage
36	16.	Waste water / Heat recovery
38	17.	Exhaust / Heat recovery
40	18.	Racks

1. Tank and undercarriage



Pos. no.	Part no.	Part name	Remarks
1	01-515259-001	Bracket gas reed switch	
2	01-515276-001	Reed switchreed switch	
3	00-775866-202	Pressure transmitter	
4	00-324402-025	Hose	
5	01-246214-003	Hose clip	
6	01-297719-001	Bracket temperature sensor	
7	00-775612-001	Temperature sensor	
8	00-323949-001	Tank heater	
9	00-067500-118	O-ring	
10	00-898202-001	Tank flange	
11	00-276903-028	O-ring	
12	01-515334-001	Air chamber, replacement kit	incl. Pos. 5 + 13
13	00-324384-000	Nut	
14	00-695661-006	Cable fitting	
15	00-695664-006	Counter nut	
16	00-605283-001	Fan washer	
17	00-602570-000	Screw	
18	00-883676-001	Spare parts kit dosing nipple	all but UXT-80A, UXT-81A
19	00-886756-004	Insulation bushing	all but UXT-80A, UXT-81A
20	01-515242-001	Hose guidance rail	all but UXT-80A, UXT-81A
21	00-775507-001	Screw connection	
22	00-895609-001	Cover cap	UXT-80A, UXT-81A only
23	00-603654-000	Screw	UXT-80A, UXT-81A only
24	00-172986-010	Sealing	UXT-80A, UXT-81A only
25	00-602287-000	Washer	UXT-80A, UXT-81A only
26	00-602503-000	Nut	UXT-80A, UXT-81A only
27	01-246301-017	Dosing hose	UXT-80A, UXT-81A only
28	00-324510-068	Hose clip	UXT-80A, UXT-81A only
29	00-379839-009	Bolt	UXT-80A, UXT-81A only
30	01-539798-002	Rack guide right	
31	01-539799-002	Rack guide left	
32	01-539790-001	Hook spring	
33	01-539834-001	Frame complete	
34	01-510703-001	Bearing ledge	
35	01-510538-001	Braking speed	
36	01-246103-001	Clip angle	
37	01-246104-001	Brake shoe	
38	01-246110-001	Shim	
39	01-539884-001	Elbow holder	
40	01-294748-001	Vopour seal	
41	00-886756-001	Insulation bushing	
42	00-886756-002	Insulation bushing	

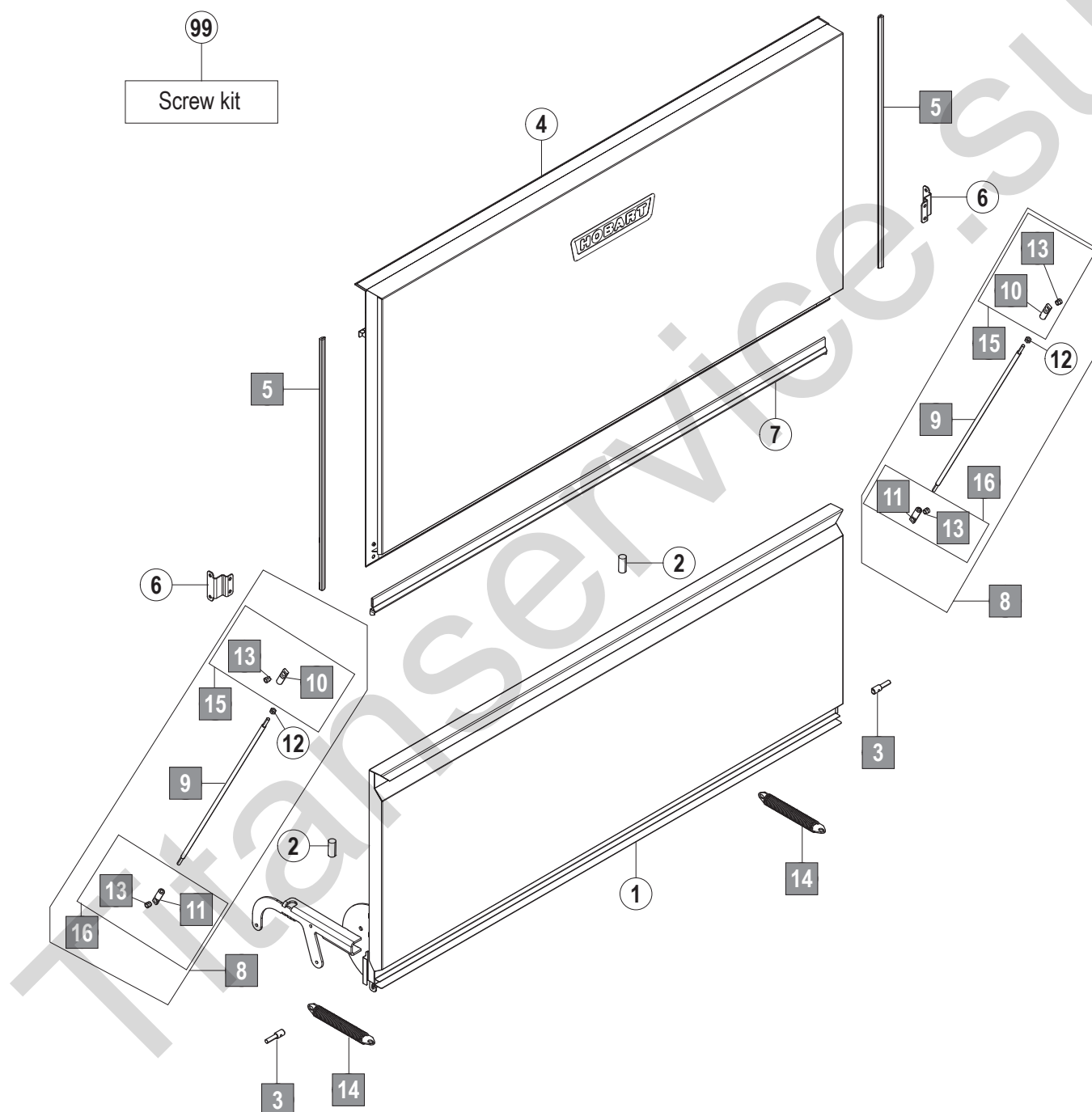
Tank and undercarriage

43	01-515897-001	Hose guidance rail	
44	01-539856-002	Sealing tape	
45	00-325007-001	Adjustable foot screw-in	
46	00-325008-001	Adjustable foot impact part	
99	04-005547-001	Screw kit mounting parts:	
	00-605321-001	SK nut M5	20x
	00-602283-000	Shim 4,3	2x
	00-602285-000	Shim 5,3	2x
	00-603079-000	Screw Zyl. M4x20	2x
	00-602568-000	Screw SK M5x12	2x
	00-602507-000	SK nut M4	2x
	00-602308-000	Spring ring B4	2x
	00-605327-001	SK nut M10	2x
	00-602288-000	Shim 10,5	2x
	00-603493-000	Countersunk screw M4x10	2x
	00-600699-000	Countersunk screw M6x12	12x

Titanservice.su

Door

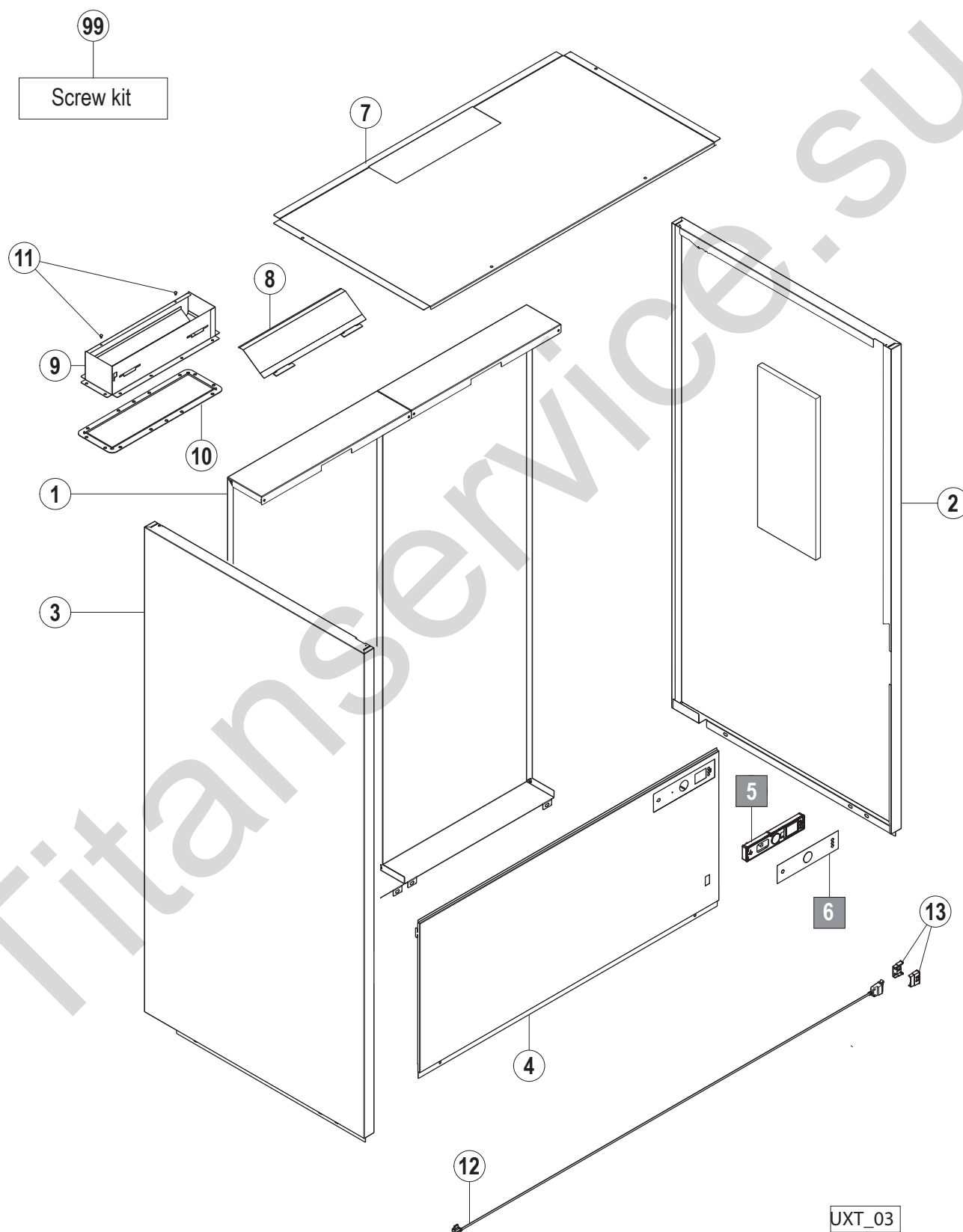
2. Door



UXT_02

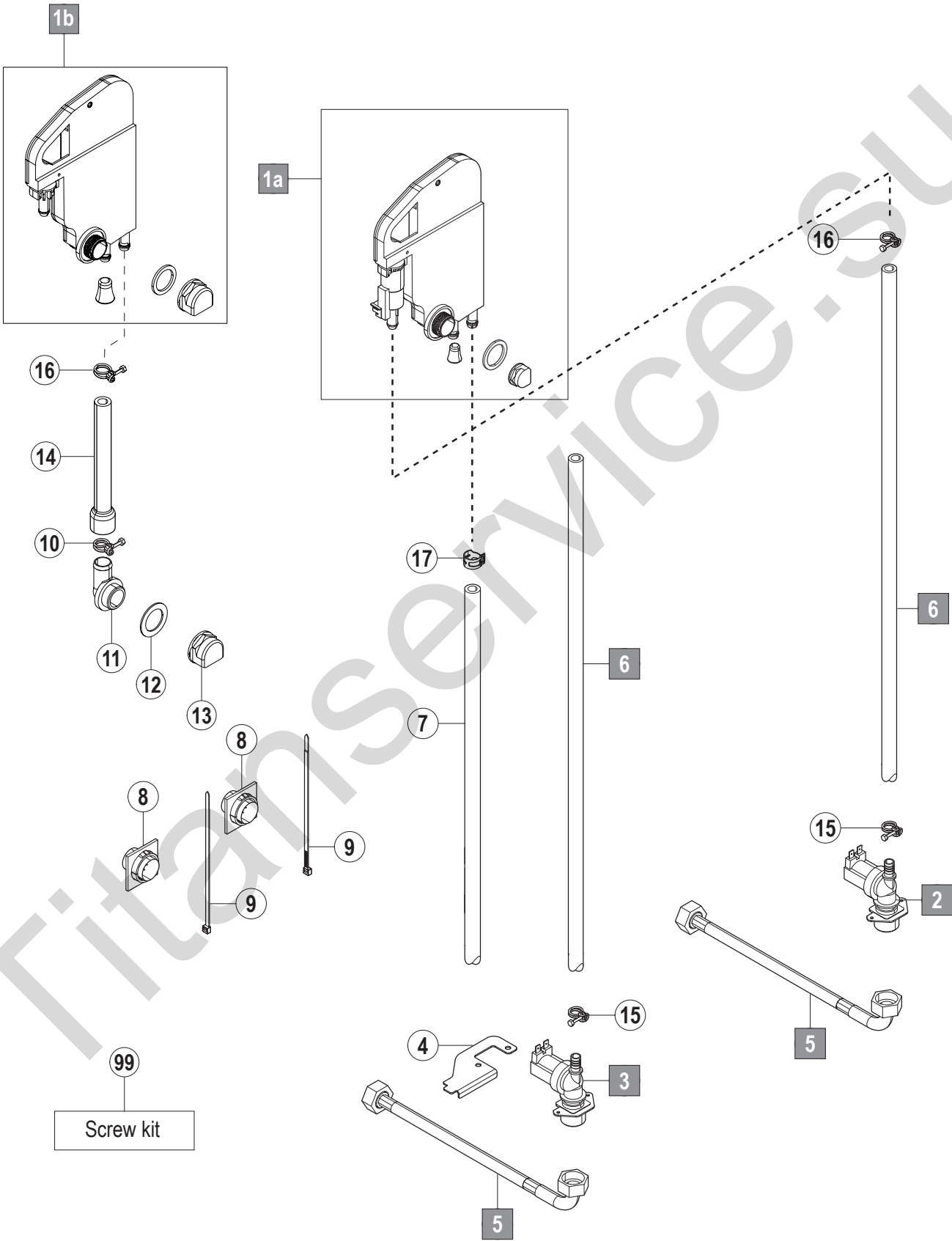
Pos. no.	Part no.	Part name	Remarks
1	01-539768-002	Door	
2	01-294682-001	Stopper	
3	01-294675-001	Axle door	
4	01-539780-002	Sliding door	
5	00-302207-028	Slide	
6	01-539774-001	Elbow	
7	01-539775-002	Flume	
8	01-539733-002	Door leverage - kit	incl. Pos. 9 - 13
9	01-510555-002	Door bar	
10	01-539732-001	Joint head right-hand thread	
11	01-539732-002	Joint head left-hand thread	
12	00-602491-000	Nut	
13	01-539719-001	Distance sleeve	
14	01-246079-001	Spring	
15	04-005530-001	Joint head kit	
16	04-005530-002	Joint head kit	
99	04-005547-002	Screw kit door:	
	00-602285-000	Shim 5,3	2x
	00-605009-000	SK screw M5x6	2x
	00-602306-000	Spring ring B5	2x
	00-602567-000	SK screw M5x10	2x
	00-603649-000	Cup screw M5x10	2x
	00-609345-000	Countersunk screw M4x5	2x

3. Covering



Pos. no.	Part no.	Part name	Remarks
1	01-539956-001	Back covering	
2	01-539830-001	Side covering PROFI, right	PROFI only
	01-539830-003	Side covering PREMAX, right	PREMAX only
3	01-539830-002	Side covering PROFI, left	PROFI only
	01-539830-004	Side covering PREMAX, left	PREMAX only
4	01-539702-002	Covering front side	
5	01-515040-001	Operating and display unit	
6	01-539727-001	PROFI film keypad	PROFI only
	01-539728-001	PREMAX film keypad	PREMAX only
7	01-539839-002	Cover	
8	01-294657-001	Flap	
9	01-510645-001	Air duct	
10	01-539716-001	Sealing	
11	00-228828-000	Stopper	
12	01-515064-001	USB port	
13	01-539527-001	USB adapter	
99	04-005547-003	Screw kit covering:	
	00-603648-000	Cup screw M6x12	10x
	00-605321-001	SK nut M5	12x
	00-602285-000	Shim 5,3	6x
	00-602306-000	Spring ring B5	6x
	00-602568-000	Screw SK M5x12	6x
	00-602281-000	Shim 3,2	6x
	00-602528-000	SK nut M3	6x

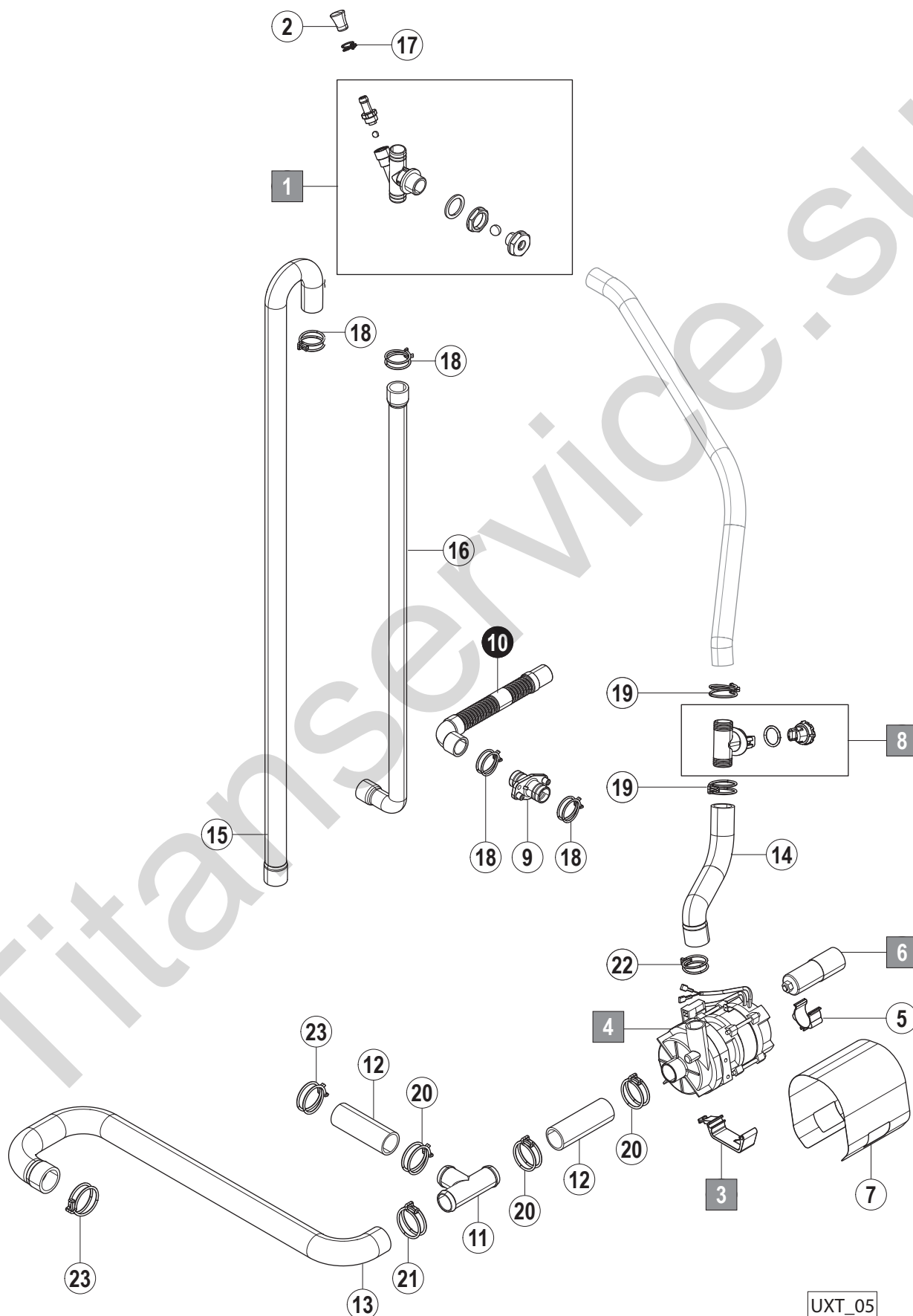
4. Fill



UXT_04

Pos.- Nr.	Part no.	Part name	Remarks
1a/b	01-515331-003	Spare parts kit waterbreak	
2	00-883658-001	Filling valve	all but UXT-80A, UXT-81A
	01-246164-001	Filling valve	UXT-80A, UXT-81A only
3	00-883658-002	Filling valve	only separate tank filling
4	01-539884-001	Elbow holder	only separate tank filling
5	01-240316-003	Water supply hose	
6	01-246371-007	Hose	
7	00-775559-031	Hose	
8	01-510505-001	Cable bushing	
9	00-165128-003	Cable tie	
10	00-323945-025	Hose clip	only separate tank filling
11	00-324097-000	Filler piece complete	only separate tank filling
12	00-172986-025	Sealing	only separate tank filling
13	00-324183-000	Cover nut	only separate tank filling
14	00-691923-001	Fixing strap	
15	00-323945-016	Hose clip	
16	00-323945-018	Hose clip	
17	01-246214-008	Hose clip	
99	04-005547-004	Screw kit fill and drain:	
	00-602691-000	L.KR screw M4x10	4x
	00-602308-000	Spring ring B4	4x
	01-515222-001	KU screw 4x12	2x
	00-605049-000	L.KR. screw 6,3x22	1x

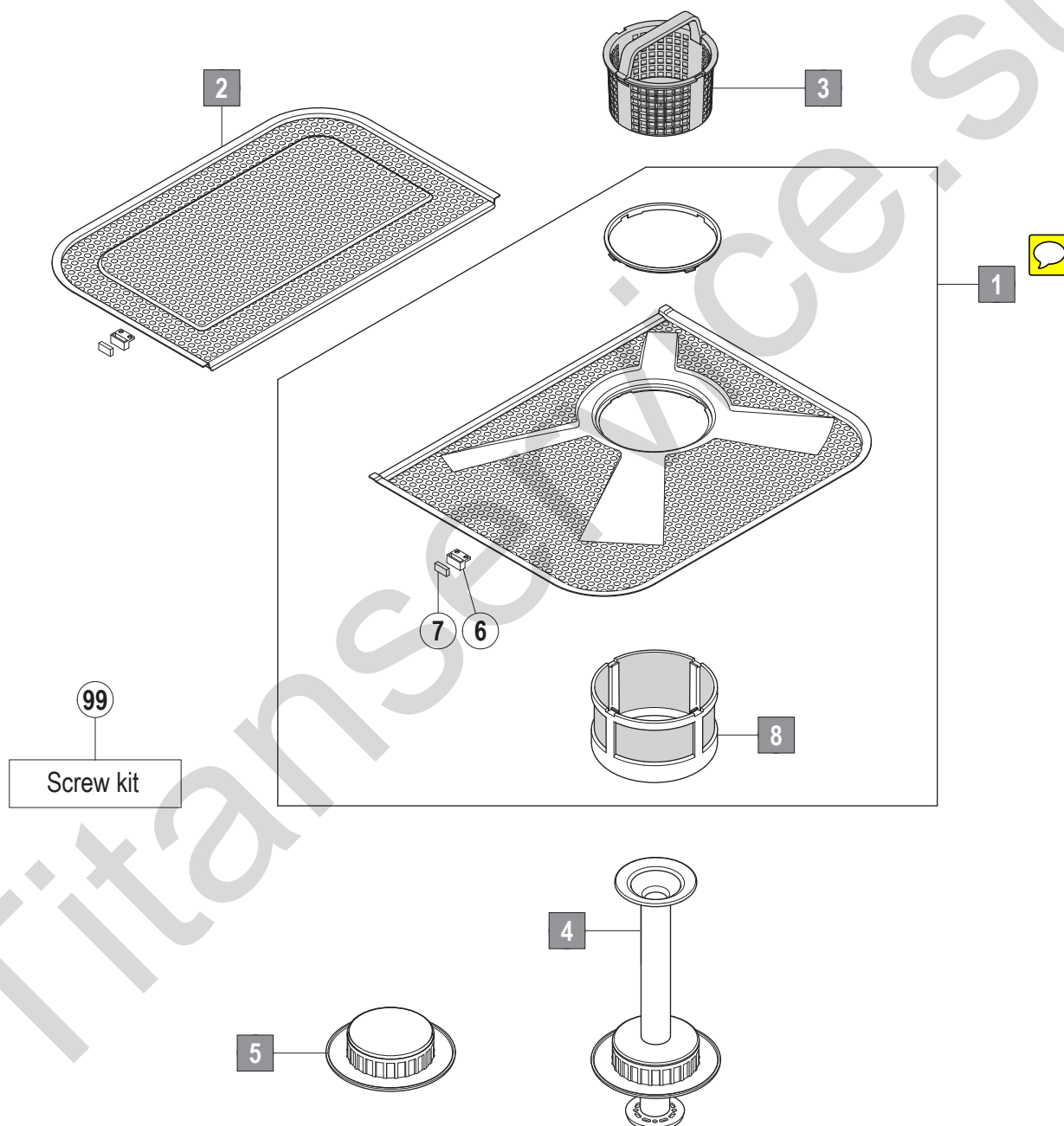
5. Drain system



UXT_05

Pos. no.	Part no.	Part name	Remarks
1	01-510552-003	Ventilation valve, compl.	
2	00-775531-001	Blind plug	
3	01-515154-001	Bracket rinse pump	
4	00-775854-003	Drain pump	
5	01-539645-001	Holder	
6	00-226568-002	Condensor	
7	01-515763-001	Cover	
8	01-515022-003	Turbidity sensor compl.	
9	01-240159-001	Drain connection	
10	00-883961-002	Drain hose	
11	01-539621-001	T-piece	
12	01-539930-001	Hose	
13	01-294878-001	Hose	
14	01-515969-001	Hose	
15	01-515968-001	Hose	
16	01-515894-002	Hose	
17	00-324510-140	Hose clip	
18	00-324510-287	Hose clip	
19	00-324510-313	Hose clip	
20	00-324510-356	Hose clip	
21	00-324510-372	Hose clip	
22	00-324510-327	Hose clip	
23	00-323945-037	Hose clip	

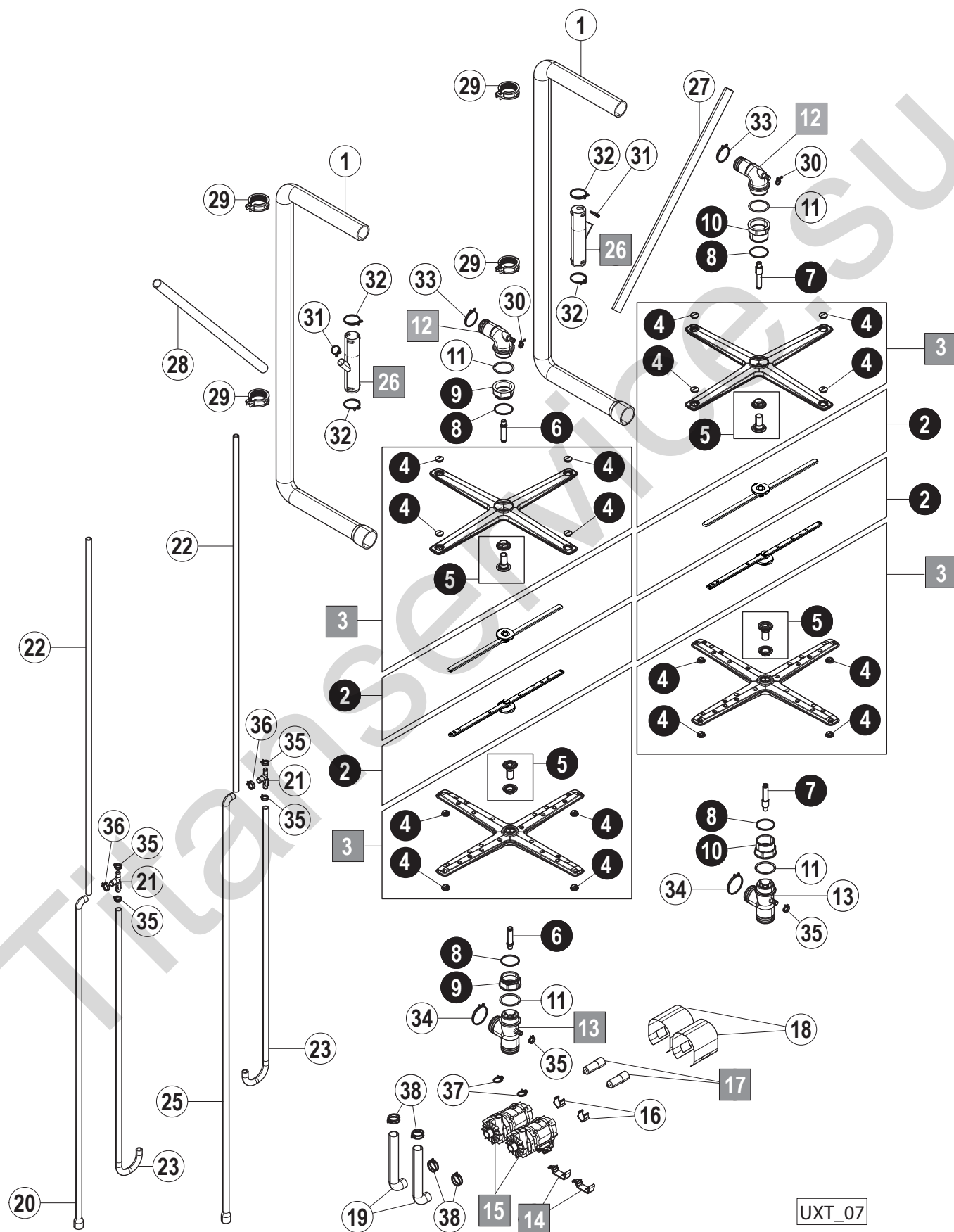
6. Strainer system



UXT_06

Pos. no.	Part no.	Part name	Remarks
1	01-294741-001	Tank cover strainer front	
2	01-294742-001	Tank cover strainer back	
3	00-883584-001	Strainer basket, compl.	
4	00-883550-004	Riser	
5	00-883733-001	Drain strainer	
6	01-510648-001	Magnet retainer	
7	00-775860-001	Door magnet	
8	00-883582-002	Fine strainer, compl.	
99	04-005547-006	Screw kit strainer system:	
	00-602528-000	SK nut M3	4x
	00-602281-000	Shim 3,2	4x

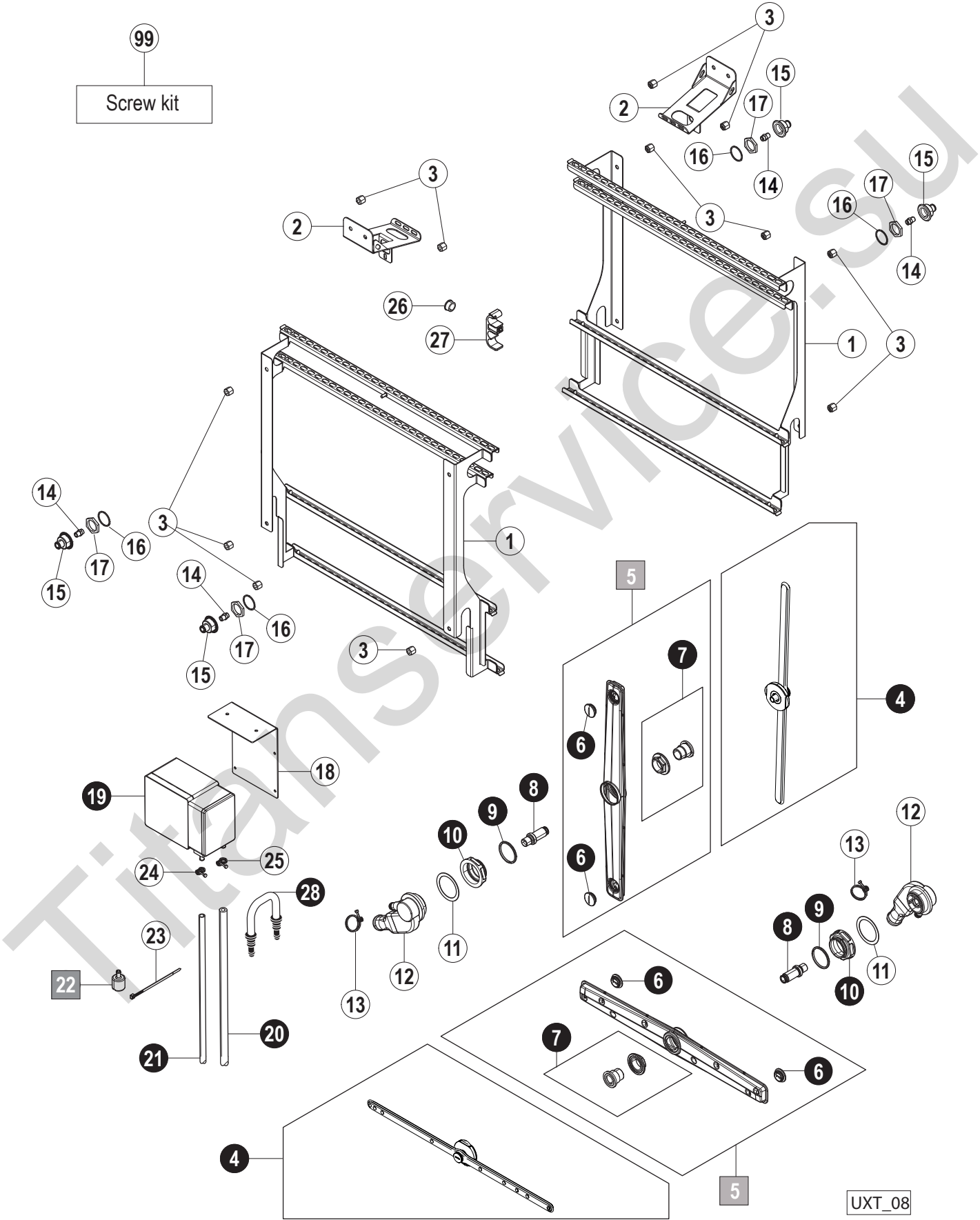
7. Wash system



Pos. no.	Part no.	Part name	Remarks
1	01-539824-001	Hose	
2	01-539620-001	Spare parts kit rinse arm	
3	01-539867-001	Wash arm, compl.	incl. Pos. 4 + 5
4	00-886610-000	Wash arm plug kit	4 pieces
5	01-539624-004	Spare parts kit wash arm guidance	
6	01-539866-001	Axle	
7	01-539866-002	Axle	
8	00-324751-000	Sealing ring	
9	00-883497-001	Separating nut	
10	01-539739-001	Separating nut	
11	00-172986-039	Sealing	
12	01-294619-001	Wash arm bearing, top	
13	01-294757-001	Wash arm bearing, bottom	
14	01-515154-001	Bracket rinse pump	
15	01-539788-001	Rinse pump 50 Hz	all but UXT-81A
	01-539788-002	Rinse pump 60 Hz	UXT-81A only
16	01-539645-001	Holder	
17	00-226568-009	Condensor	
18	01-515763-001	Cover	
19	00-898242-007	Hose	
20	00-883167-001	Hose	PROFI only
21	00-324071-000	T-piece	PROFI only
22	01-240170-009	Hose	PROFI only
23	01-510611-001	Hose	PROFI only
24	00-883167-001	Hose	PROFI only
25	00-883167-005	Hose	PROFI only
26	01-539886-002	Splitter wash pipe	PREMAX only
27	00-883145-010	Hose	PREMAX only
28	00-883145-011	Hose	PREMAX only
29	00-605365-008	Clip	
30	00-323945-021	Hose clip	
31	00-323945-033	Hose clip	
32	00-323945-060	Hose clip	
33	00-323945-064	Hose clip	
34	00-323945-076	Hose clip	
35	00-324510-202	Hose clip	
36	00-324510-242	Hose clip	
37	00-324510-327	Hose clip	
38	00-324510-356	Hose clip	

Wash system lateral wash arms

8. Wash system lateral wash arms



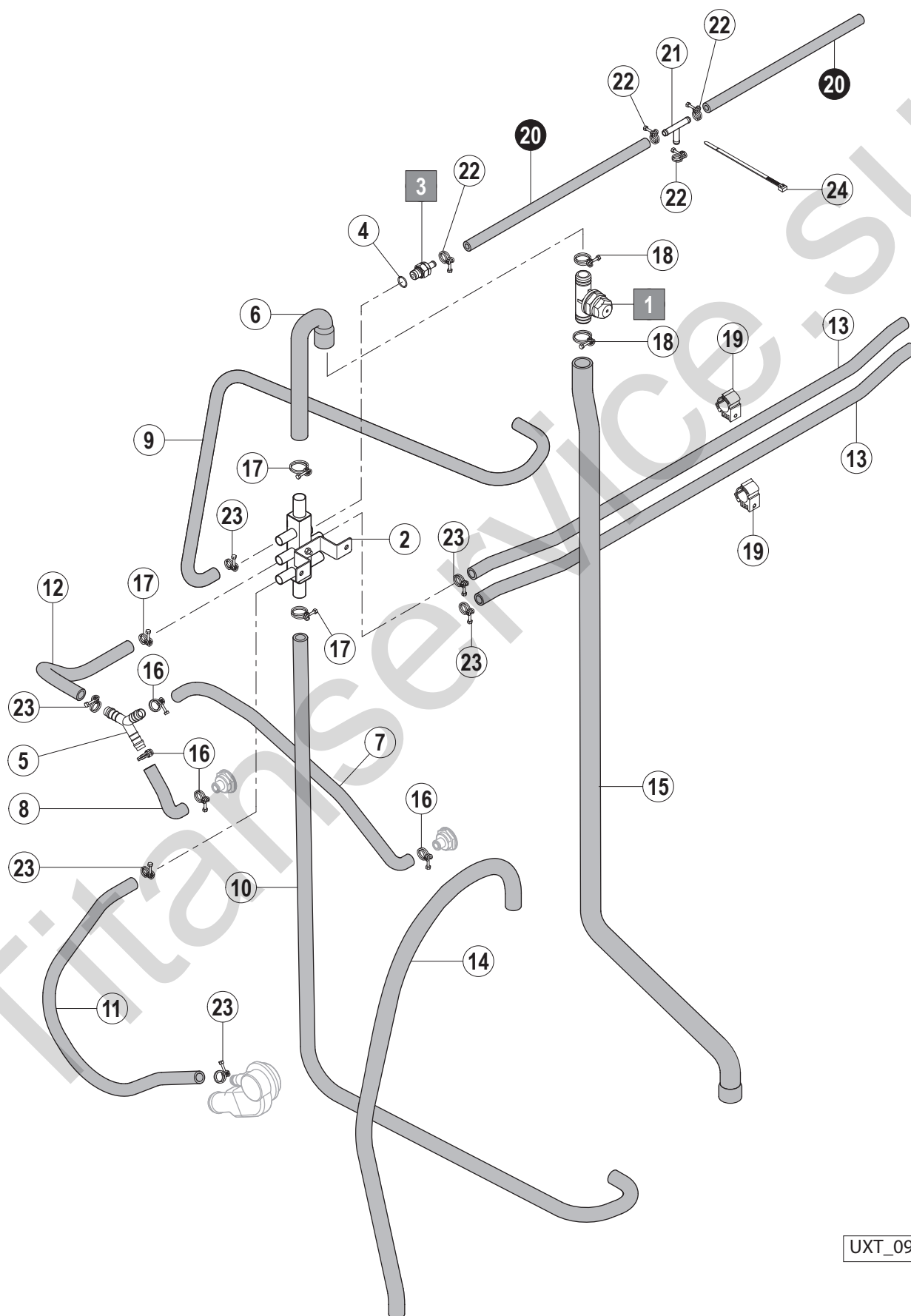
UXT_08

Wash system lateral wash arms

Pos. no.	Part no.	Part name	Remarks
1	01-510531-001	GN lateral support complete	
2	01-510591-001	Elbow holder	
3	00-602513-000	Cap nut	
4	01-539620-001	Spare parts kit rinse arm	
5	01-515575-002	Wash arm, compl.	incl. Pos. 6 + 7
6	00-886610-000	Wash arm plug kit	4 pieces
7	01-539624-003	Spare parts kit wash arm guidance	
8	01-539034-002	Axle	
9	00-775933-003	Sealing ring	
10	01-240021-001	Separating nut	
11	00-172986-019	Sealing	
12	01-294038-001	Wash arm base, top	
13	00-323945-035	Hose clip	
14	01-510545-001	Nozzle	
15	01-510541-001	Holder nozzle	
16	00-276903-060	O-ring	
17	00-172739-002	Nut	
18	01-539998-001	Holder	
19	01-297059-002	Dosing unit detergent	
20	01-510605-003	Dosing hose	
21	01-510595-002	Hose	
22	01-510594-001	Suction piece	
23	00-165128-001	Cable tie	
24	00-323945-012	Hose clip	
25	00-323945-015	Hose clip	
26	00-886756-004	Insulation bushing	
27	01-515198-001	Hose guidance rail	
28	00-374346-099	Detergent walk hose	
99	04-005547-006	Screw kit lateral washing (one side):	
	00-602513-000	Cap nut M8	6x
	00-602286-000	Shim 6,4	6x
	00-602307-000	Spring ring B6	6x
	00-602285-000	Shim	1x
	00-602501-000	SK nut M5	1x
	00-603648-000	Cup screw M6x12	2x
	00-602502-000	SK nut M6	2x
	00-603160-000	LKR screw M4x12	4x
	00-602507-000	SK nut M4	4x
	00-602283-000	Shim 4,3	4x

Wash system lateral left

9. Wash system lateral left

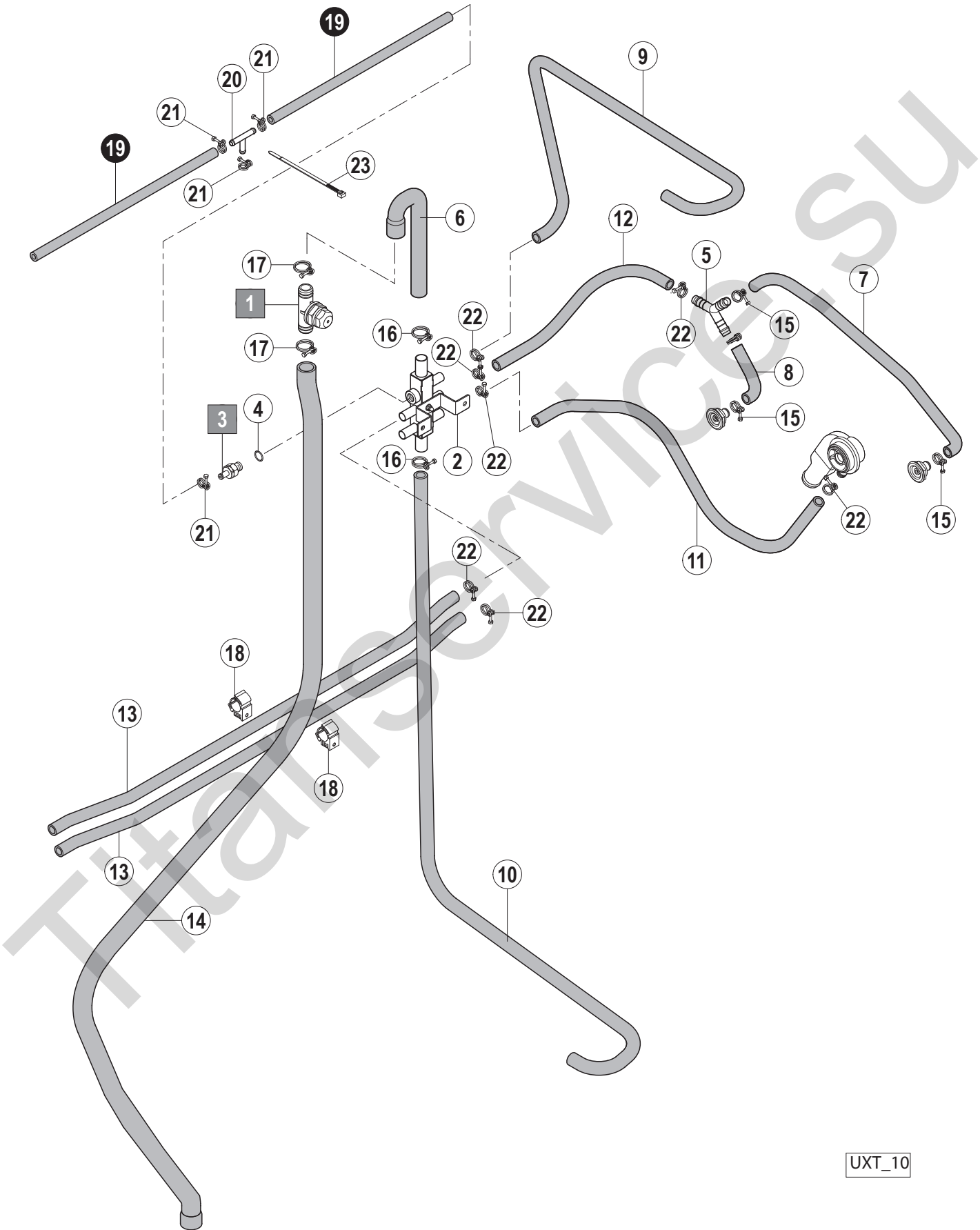


UXT_09

Pos. no.	Part no.	Part name	Remarks
1	00-886606-000	Breather	
2	01-510578-001	Splitter right	
3	01-510559-001	Return valve	
4	00-276903-052	O-ring	
5	00-174047-001	Hose connection	
6	01-510576-001	Hose	
7	00-898247-016	Hose	
8	00-898247-006	Hose	
9	01-240170-008	Hose	
10	01-294870-001	Hose	
11	01-240170-007	Hose	
12	01-240170-002	Hose	
13	01-240170-003	Hose	
14	01-510643-001	Hose	
15	01-510503-001	Hose	
16	00-323945-018	Hose clip	
17	00-323945-025	Hose clip	
18	00-323945-029	Hose clip	
19	00-884375-001	Hose clip	
20	01-510605-002	Dosing hose	
21	01-510602-001	T-piece	
22	00-323945-015	Hose clip	
23	00-323945-021	Hose clip	
24	00-165128-001	Cable tie	

Wash system lateral right

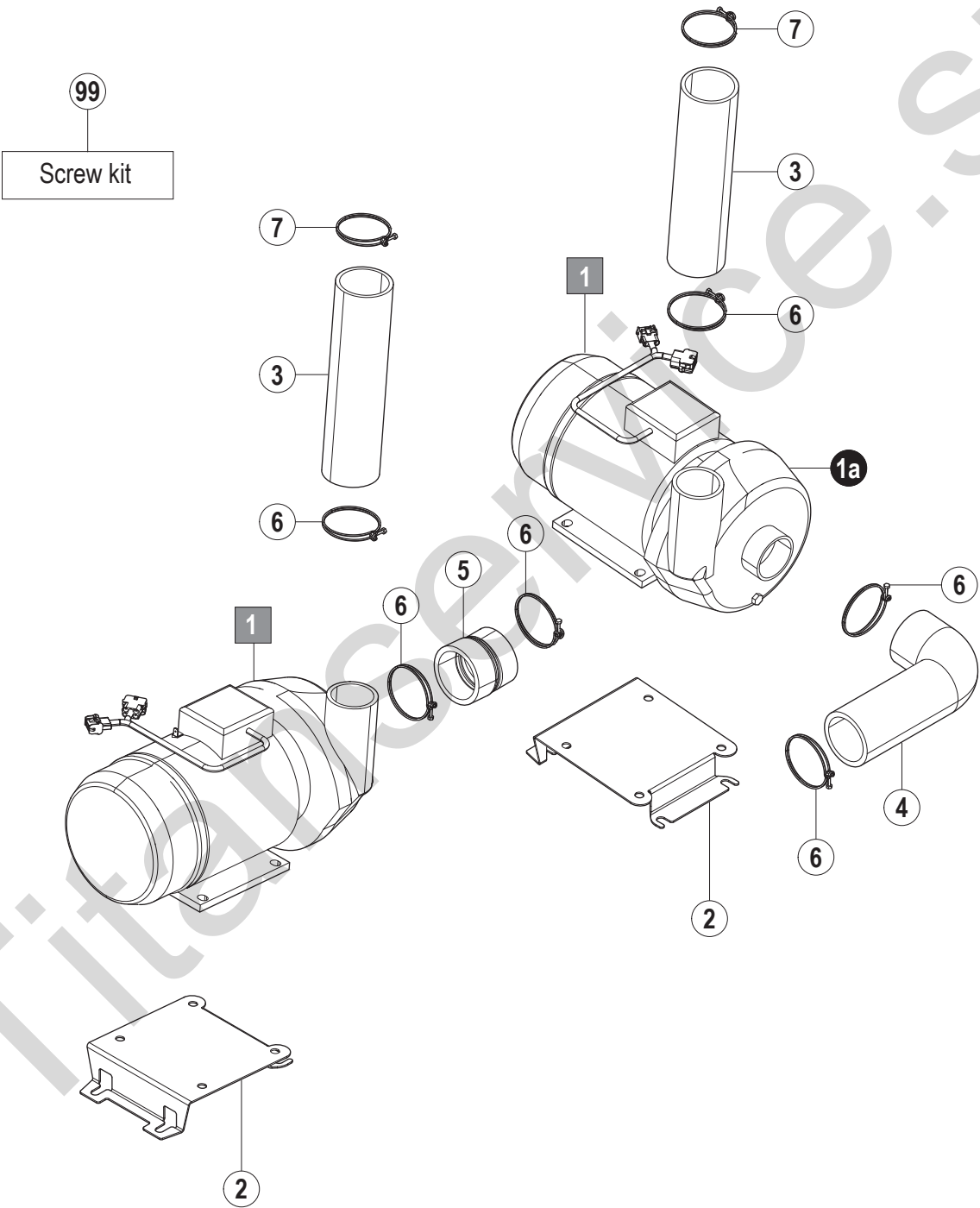
10. Wash system lateral right



UXT_10

Pos. no.	Part no.	Part name	Remarks
1	00-886606-000	Breather	
2	01-510578-002	Splitter left	
3	01-510559-001	Return valve	
4	00-276903-052	O-ring	
5	00-174047-001	Hose connection	
6	01-510576-001	Hose	
7	00-898247-016	Hose	
8	00-898247-006	Hose	
9	01-240170-008	Hose	
10	01-294870-001	Hose	
11	01-240170-007	Hose	
12	01-240170-002	Hose	
13	01-240170-003	Hose	
14	01-294871-001	Hose	
15	00-323945-018	Hose clip	
16	00-323945-025	Hose clip	
17	00-323945-029	Hose clip	
18	00-884375-001	Hose clip	
19	01-510605-002	Dosing hose	
20	01-510602-001	T-piece	
21	00-323945-015	Hose clip	
22	00-323945-021	Hose clip	
23	00-165128-001	Cable tie	

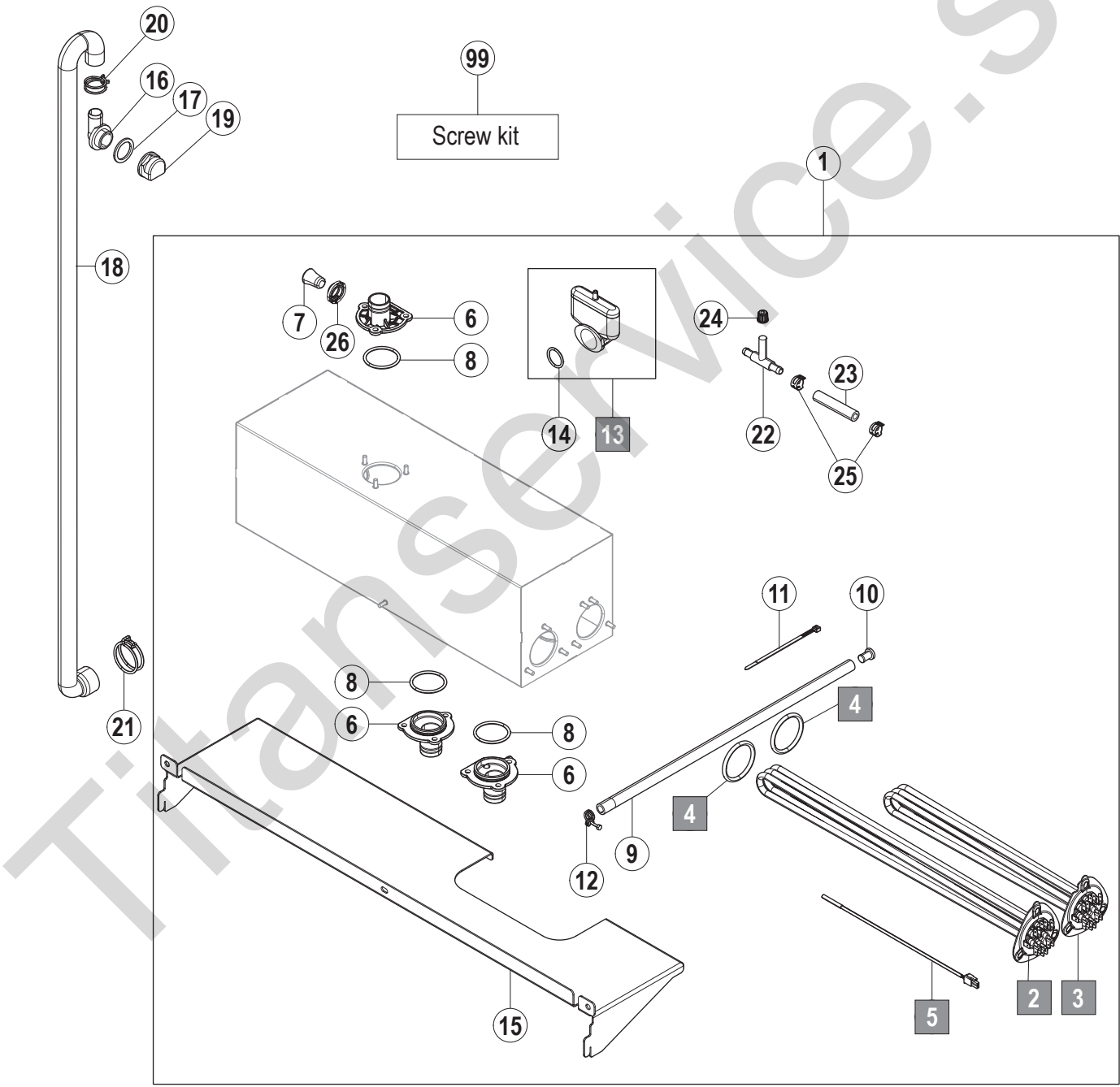
11. Wash pump



UXT_11

Pos. no.	Part no.	Part name	Remarks
1	01-539787-001	Wash pump	all but UXT-80A, UXT-81A
	01-539787-004	Wash pump	UXT-80A only
	01-539787-005	Wash pump	UXT-81A only
1a	01-539787-010	Spare parts kit 50 Hz	Kits consist of: O-ring, impeller, seal ring fixed, movable slide ring
	01-539787-020	Spare parts kit 60 Hz	
2	01-539789-001	Holder	
3	00-883141-004	Hose	
4	00-898176-006	Hose	
5	01-294885-001	Hose	
6	00-323945-076	Hose clip	
7	00-323945-072	Hose clip	
99	04-005547-007	Screw kit wash pump:	
	00-602578-000	SK screw M8x25	8x
	00-602503-000	SK nut M8	12x
	00-602287-000	Shim 8,4	8x
	00-602288-000	Shim 10,5	4x

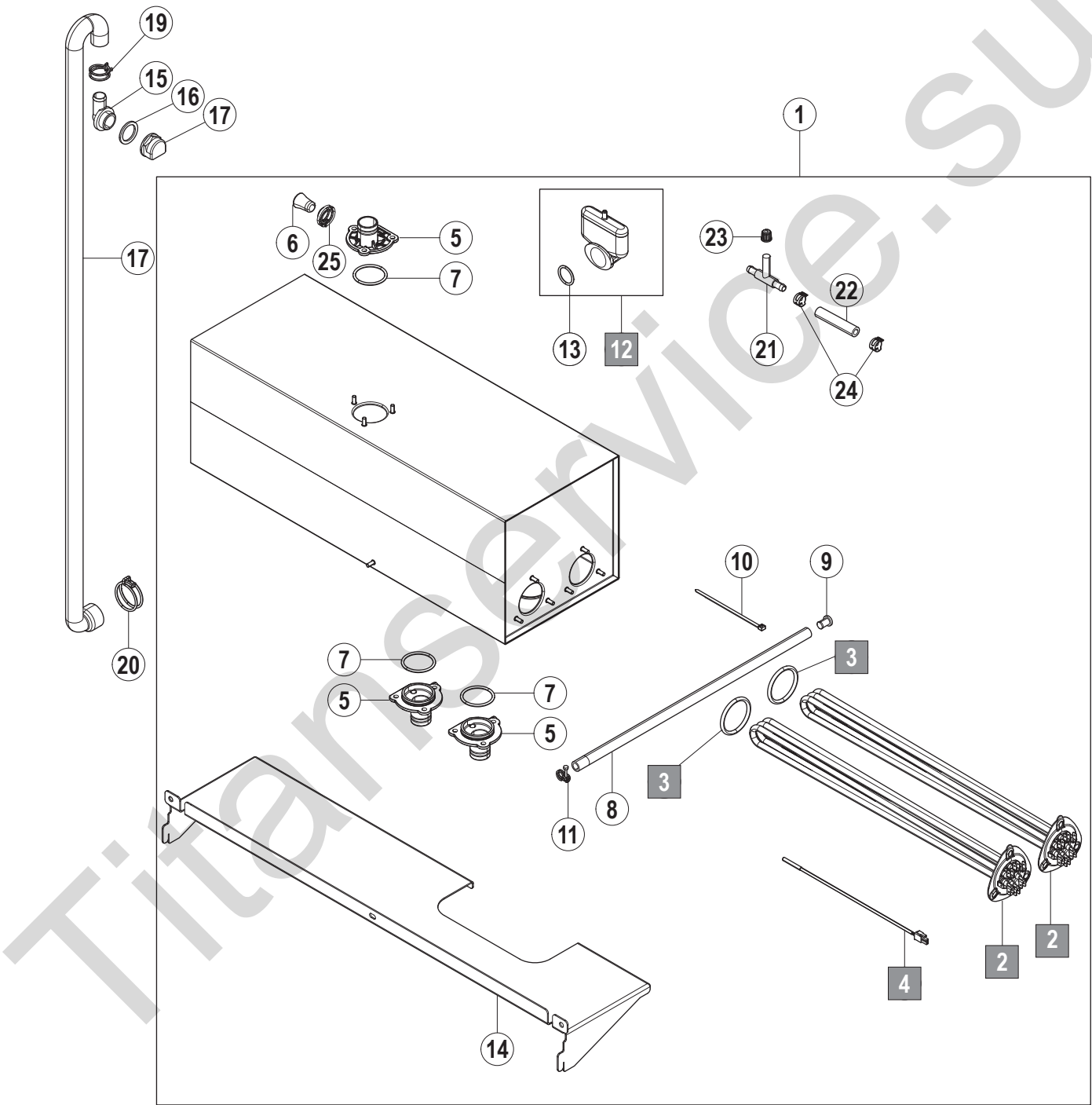
12. Boiler: PROFI machines



Pos. no.	Part no.	Part name	Remarks
1	01-539994-001	Hot water tank, compl.	incl. Pos. 2 - 14
2	01-539873-001	Boiler heating	
3	01-515258-001	Boiler heating	
4	01-240135-011	O-ring	
5	00-775612-001	temperature sensor	
6	01-515731-001	Pump intake	
7	00-775531-001	blind plug	
8	00-276903-064	O-ring	
9	00-774080-001	Hose	
10	00-774512-001	Plug	
11	00-165128-001	Cable tie	
12	00-323945-015	Hose clip	
13	01-240372-001	Air chamber, replacement kit	incl. Pos. 14
14	00-276903-056	O-ring	
15	01-539838-001	Boiler bracket	
16	00-324097-000	Filler piece	
17	00-775305-001	Sealing	
18	01-539977-001	Hose	
19	00-324183-000	Nut	
20	00-324510-242	Hose clip	
21	00-324510-372	Hose clip	
22	01-297803-001	T-piece dosing	
23	01-539926-001	Hose	
24	00-775507-001	Screw connection	
25	01-246214-002	Hose clip	
26	00-324510-164	Hose clip	
99	04-005547-008	Screw kit boiler:	
	00-602501-000	SK nut M5	17x
	00-602285-000	Shim 5,3B	17x
	00-602502-000	SK nut M6	2x
	00-602570-000	SK screw M6x16	2x
	00-602286-000	Shim 6,4	2x
	00-605321-001	SK nut M5	1x

Boiler: PREMAX machines

13. Boiler: PREMAX machines

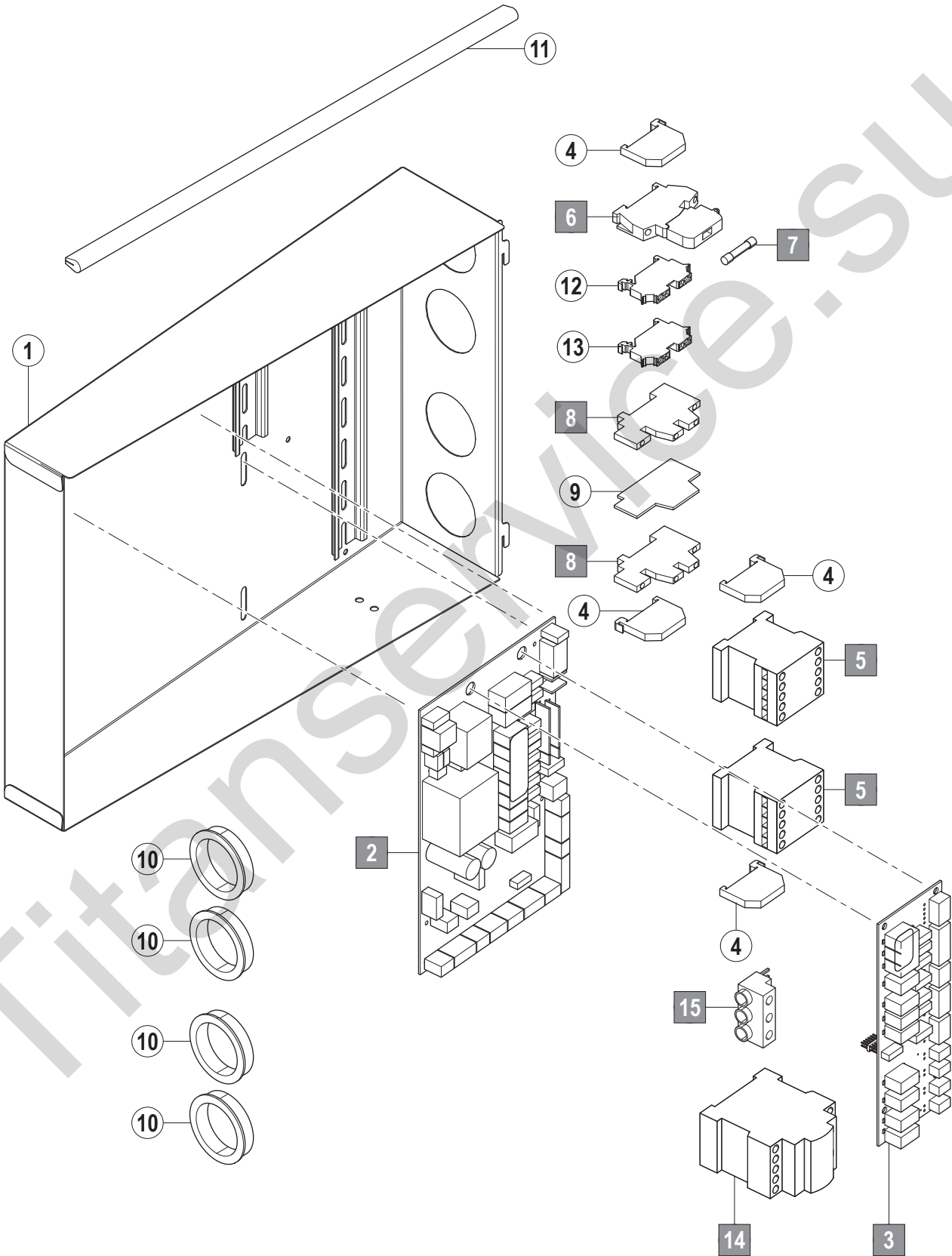


UXT_13

Pos. no.	Part no.	Part name	Remarks
1	01-539894-001	Hot water tank, compl.	incl. Pos. 2 - 13
2	01-539873-001	Boiler heating	
3	01-240135-011	O-ring	
4	00-775612-001	Temperature sensor	
5	01-515731-001	Pump intake	
6	00-775531-001	Blind plug	
7	00-276903-064	O-ring	
8	00-774080-001	Hose	
9	00-774512-001	Plug	
10	00-165128-001	Cable tie	
11	00-323945-015	Hose clip	
12	01-240372-001	Air chamber, replacement kit	incl. Pos. 13
13	00-276903-056	O-ring	
14	01-539838-001	Boiler bracket	
15	00-324097-000	Filler piece	
16	00-775305-001	Sealing	
17	01-539977-001	Hose	
18	00-324183-000	Nut	
19	00-324510-242	Hose clip	
20	00-324510-372	Hose clip	
21	01-297803-001	T-piece dosing	
22	01-539927-001	Hose	
23	00-775507-001	Screw connection	
24	01-246214-002	Hose clip	
25	00-324510-164	Hose clip	

Switch box

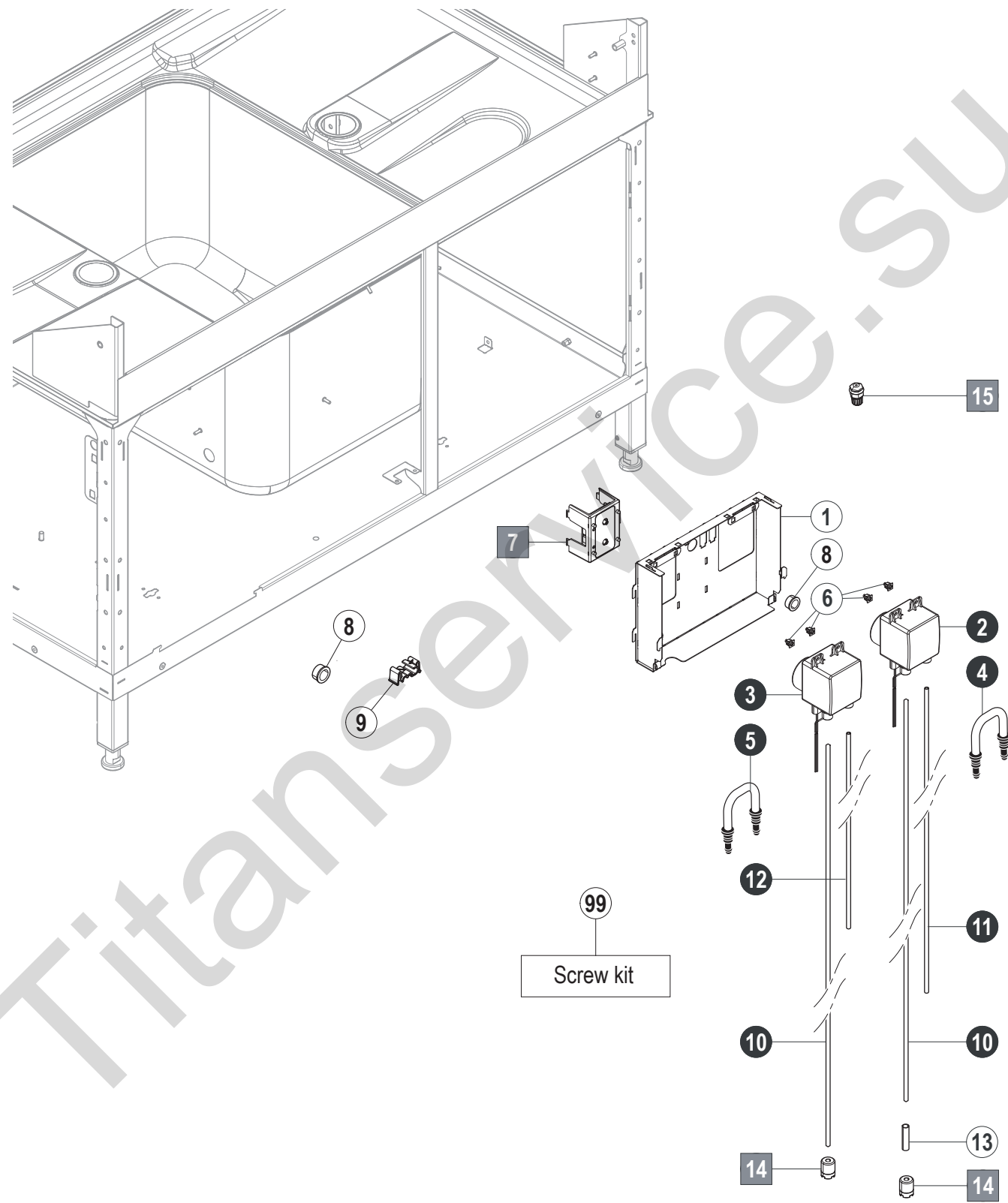
14. Switch box



UXT_14

Pos. no.	Part no.	Part name	Remarks
1	01-515748-001	Switch box premouted	
2	01-515340-001	Spare parts kit control system	
3	01-515051-001	Expansion board	
4	00-323981-001	End clamp	
5	00-695521-062	Contactactor	
6	00-775548-001	Fuse clip and disconnect terminal	
7	00-775570-001	Fuse	
8	00-785508-001	Two-tier terminal	
9	00-785508-011	Core end plate	
10	00-886756-001	Insulation bushing	
11	00-229169-013	Rubber profile	
12	00-323979-005	Terminal strip	
13	00-323979-006	Terminal strip	
14	00-695527-002	Contactactor	
15	00-695509-003	Terminal block	

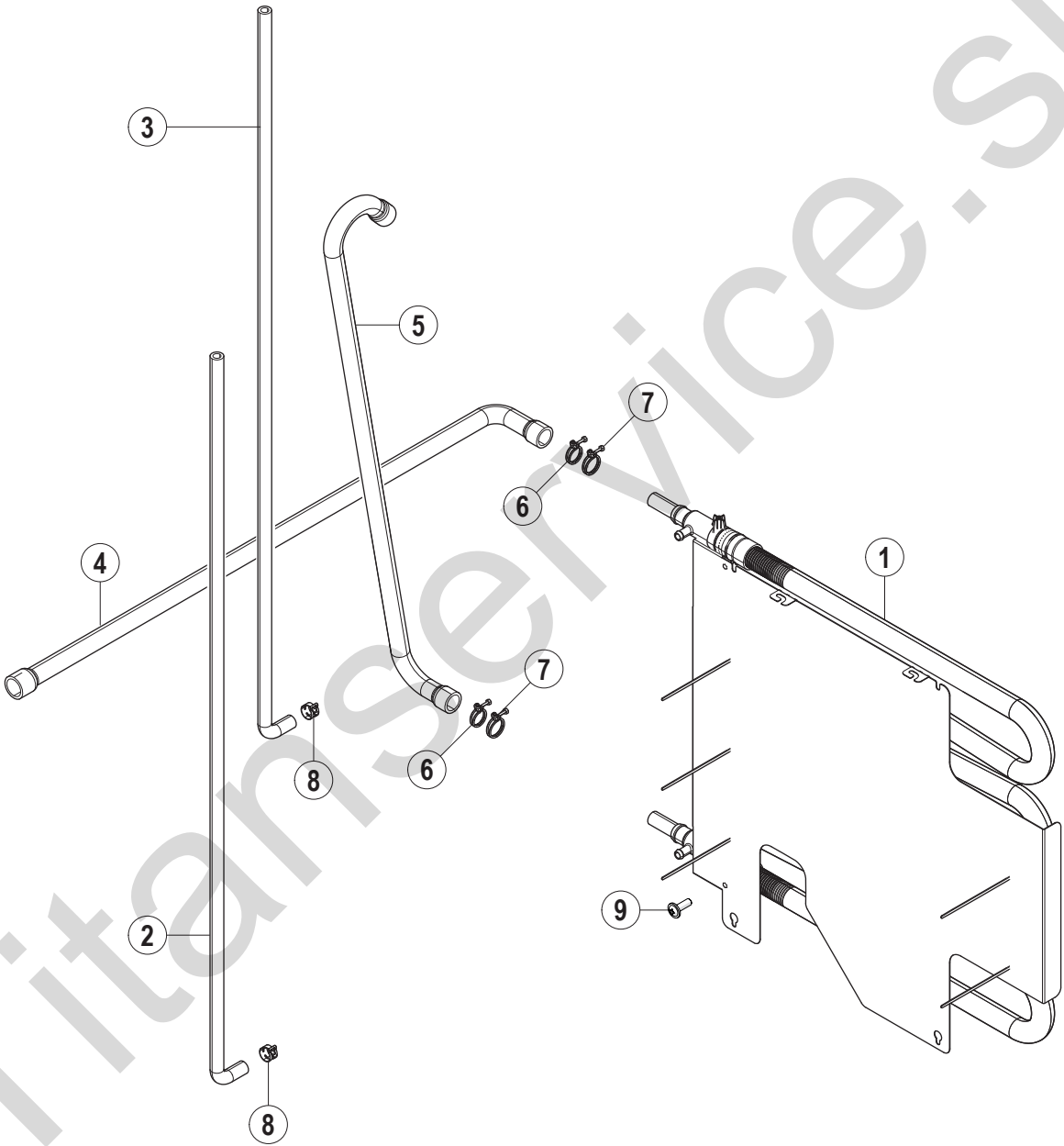
15. Dosage



UXT_15

Pos. no.	Part no.	Part name	Remarks
1	01-515898-001	Bracket dosing unit	
2	01-515268-001	Dosing unit rinse aid	PREMAX only
	01-515269-006	Dosing unit rinse aid	PROFI only
3	01-515268-002	Dosing unit detergent	
4	01-515268-011	Spare parts kit mill hose rinse aid	PREMAX only
	00-775608-003	Spare parts kit mill hose rinse aid	PROFI only
5	01-515268-012	Spare parts kit mill hose detergent	
6	00-775460-001	Nut	
7	01-294204-001	Chemical deficiency sensor	
8	00-886756-004	Insulation bushing	
9	01-515242-001	Hose guidance rail	
10	01-246301-011	Dosing hose	
11	01-246301-006	Dosing hose	
12	01-246301-016	Dosing hose	
13	01-246210-001	Hose shell, blue	
14	00-775239-001	Suction piece	
15	00-883676-001	Spare parts kit dosing nipple	
99	04-005547-009	Screw kit dosing pump:	
	01-515222-001	KU screw 4x12	4x
	00-775460-001	Insert nut	4x

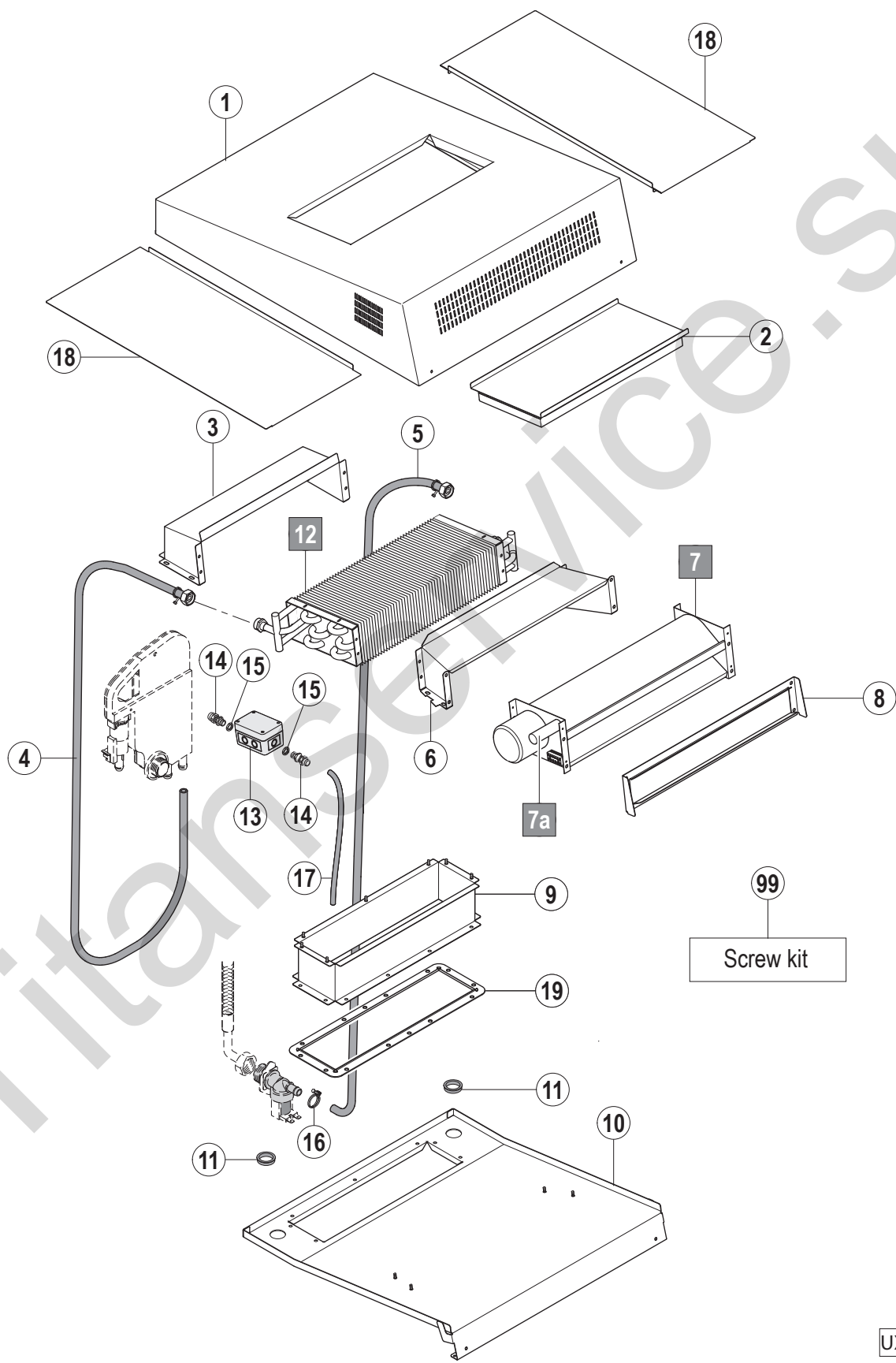
16. Waste water / Heat recovery



UXT_16

Pos. no.	Part no.	Part name	Remarks
1	01-539939-001	Drain heat recovery compl.	
2	01-539933-001	Hose	
3	01-539934-001	Hose	
4	01-539935-002	Hose	
5	01-539936-002	Hose	
6	00-323945-025	Hose clip	
7	00-323945-029	Hose clip	
8	01-246214-002	Hose clip	
9	01-515222-001	KU screw	

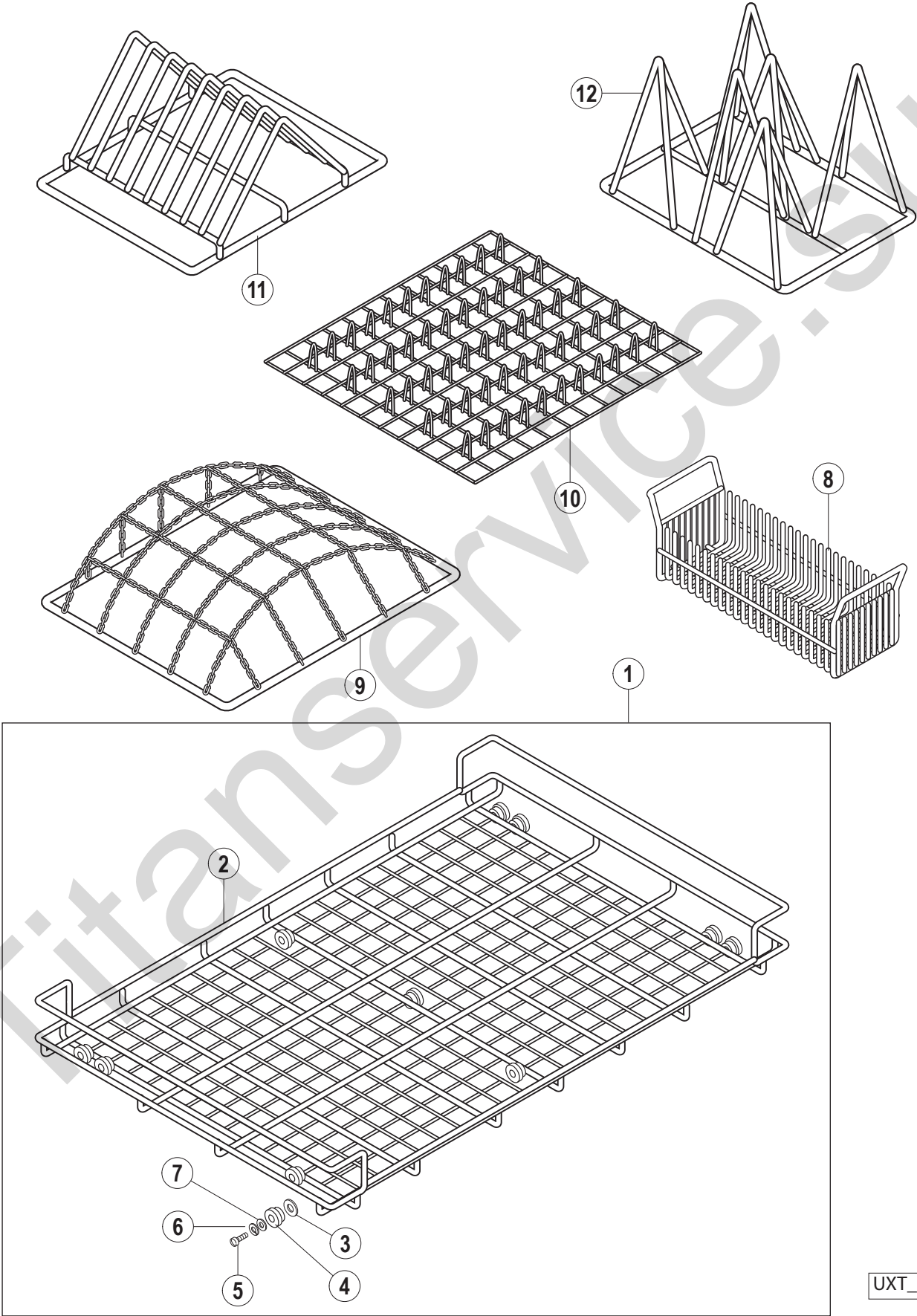
17. Exhaust / Heat recovery



UXT_17

Pos. no.	Part no.	Part name	Remarks
1	01-539969-001	Covering	
2	01-294723-001	Cover	
3	01-539825-001	Suction duct	
4	01-294971-001	Hose	
5	01-294971-002	Hose	
6	01-294628-001	Suction duct	
7	01-294642-001	Cross-flow blower	
7a	01-294642-011	Condensor	
8	01-294753-001	Deflector plate	
9	01-539965-001	Aeration canal	
10	01-539967-001	Fastening	
11	00-886756-002	Insulation bushing	
12	01-294624-001	Condensor	
13	01-294972-001	Connection box	
14	00-695661-002	cable fitting	
15	00-695664-002	counter nut	
16	00-323945-018	Hose clip	
17	01-294719-001	Cable	
18	01-294722-001	Cover	
19	01-539716-001	Sealing	
99	04-005547-010	Screw kit exhaust WRG:	
	00-603649-000	Cup screw M5x10	2x
	00-602568-000	SK screw M5x12	18x
	00-602285-000	Shim 5,3	18x
	00-602306-000	Spring ring B5	2x
	00-605321-001	SK nut M5	40x

18. Racks



UXT_18

Pos. no.	Part no.	Part name	Remarks
1	00-323741-000	Universal rack complete	incl. Pos. 2 - 7
2	00-323742-000	Universal rack	
3	00-602287-000	Washer	
4	00-323743-000	Roller	
5	00-602691-000	Screw	
6	00-602308-000	Spring ring	
7	00-602283-000	Washer	
8	00-323641-000	Cutlery rack	
9	00-323777-000	String frame	
10	00-323753-000	Mesh wire sieve insert	
11	00-323637-000	Insert for 8 sheets	
12	00-323638-000	Rack for 6 piping bags	

HOBART GmbH

Robert-Bosch-Str. 17
77656 Offenburg
Deutschland
Tel.: +49 (0)781.600-0
Fax: +49 (0)781.600-23 19
E-Mail: info@hobart.de
Internet: www.hobart.de

HOBART Export

Robert-Bosch-Str. 17
77656 Offenburg
Germany
Phone: +49 (0)781.600-2820
Fax: +49 (0)781.600-2819
E-Mail: info-export@hobart.de
Internet: www.hobart-export.com

Hobart UK.

Southgate Way,
Orton Southgate,
Peterborough
PE2 6GN
United Kingdom
Tel.: +44 (0)844 888 7777
Republic of Ireland: +353 (0)1246 0248
Fax: +44 (0)1733 361 347
E-mail: part.sales@hobartuk.com
Internet: www.hobartuk.com

Compagnie HOBART SAS

Allée du 1er mai
77183 Croissy Beaubourg
FRANCE
Tel: +33 (0)1 64 11 60 00
Fax: +33 (0)1 64 11 60 10
E-mail: contact@hobart.fr
Internet: www.hobart.fr

Hobart Nederland BV

Pompmolenlaan 12
3447 GK Woerden
Telefoon +31 (0)348 462626
Fax: +31 (0)348 430117
E-mail: info@hobartnederland.nl
Internet: www.hobartnederland.nl

Hobart Foster Belgium bvba/sprl

Industriestraat 6
1910 Kampenhout
Telefoon +32 (0) 16.60.60.40
Fax +32 (0) 16.60.59.88
E-mail: info@hobart.be
Internet: www.hobart.be

Hobart Norge

Gamle Drammenvei 120
N-1363 Høvik
Tlf.: +47-67109800
Fax: +47-67109801
E-post: post@hobart.no
Hjemmeside: www.hobart.no

Hobart Scandinavia ApS

Håndværkerbyen 27
2670 Greve
Danmark
Tlf.: +45 4390 5012
Fax.: +45 4390 5002
E-mail: salg@hobart.dk
Internet: www.hobart.dk

Hobart Sweden/Finland

Tel: +46 8 584 50 920
E-mail: info@hobart.se
Internet: www.hobart.se

Australia**Hobart Food Equipment**

Unit 1 / 2 Picken Street,
Silverwater NSW, 2128
Tel: +61 1800 462 278
Fax: +61 02 9714 0222
E-mail: sales@hobartfood.com.au
Internet: www.hobartequipment.com.au

HOBART China

15th Floor, Building A
New Caohejing International Business
Center
391 Gui Ping Road
Shanghai, 200233
Telephone: +86 (0)21 34612000
Fax: +86 (0)21 34617166
Internet: www.hobartchina.com