



VB 250

LIST OF THE EXPLODED VIEWS



SHELL ASSY

COOLING SYSTEM

HYDRAULIC CIRCUIT

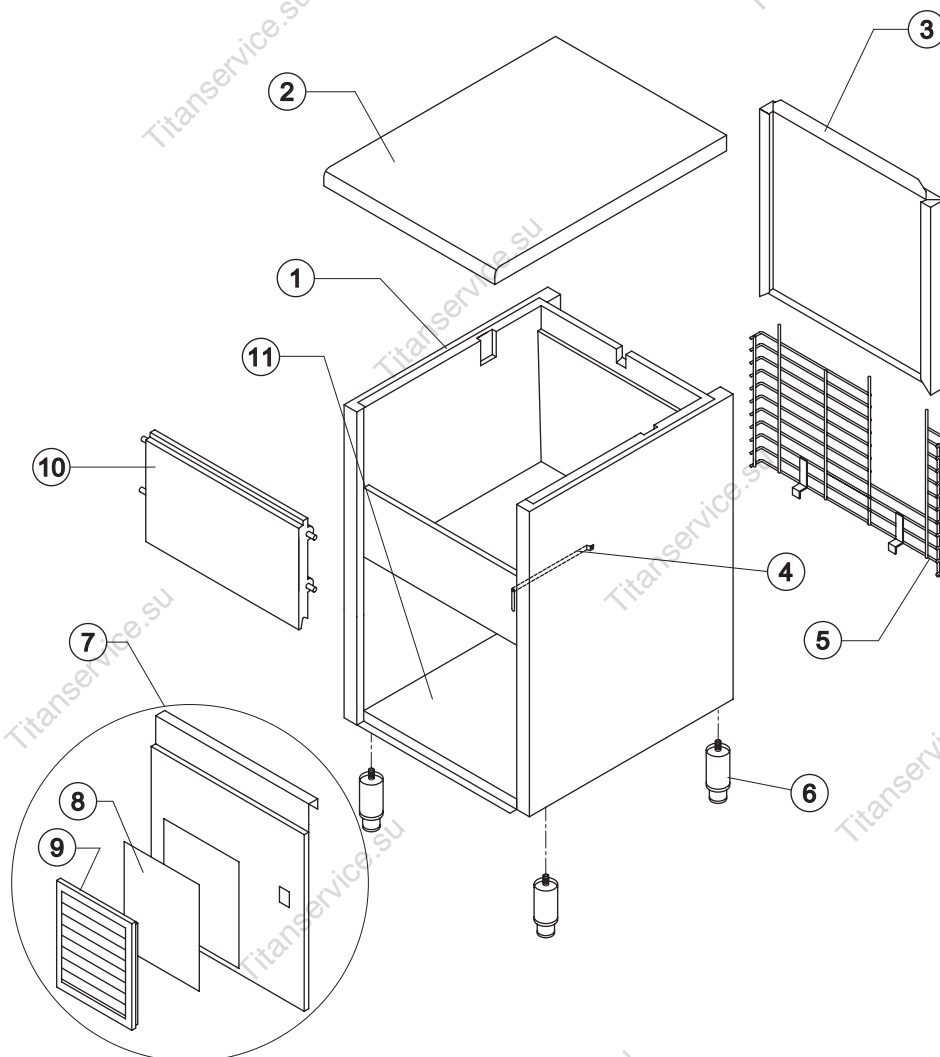
SPRAYER PUMP

ELECTRIC PARTS



VB 250

SHELL ASSY



Ref.	Spare Description	Code
1	Foamed Cabinet Assy See Table	-
2	Top Assembly	C22673
3	Rear Panel Assembly	C21185
4	Bulbe-holder Pipe Current Version	20522
5	Rear Grid	D12059
6	Adjustable Stainless Steel Foot Current Version	20613
6	ABS Foot Till s/n. 142209	10040
7	Front Grid Panel	C22672
8	Filtering Panel	18106
9	Frame + Grid & Frame	C10205
10	Door Assy	C10275
11	Base Plate Current Version	21280
11	Base Plate Till s/n. 142209	C21036

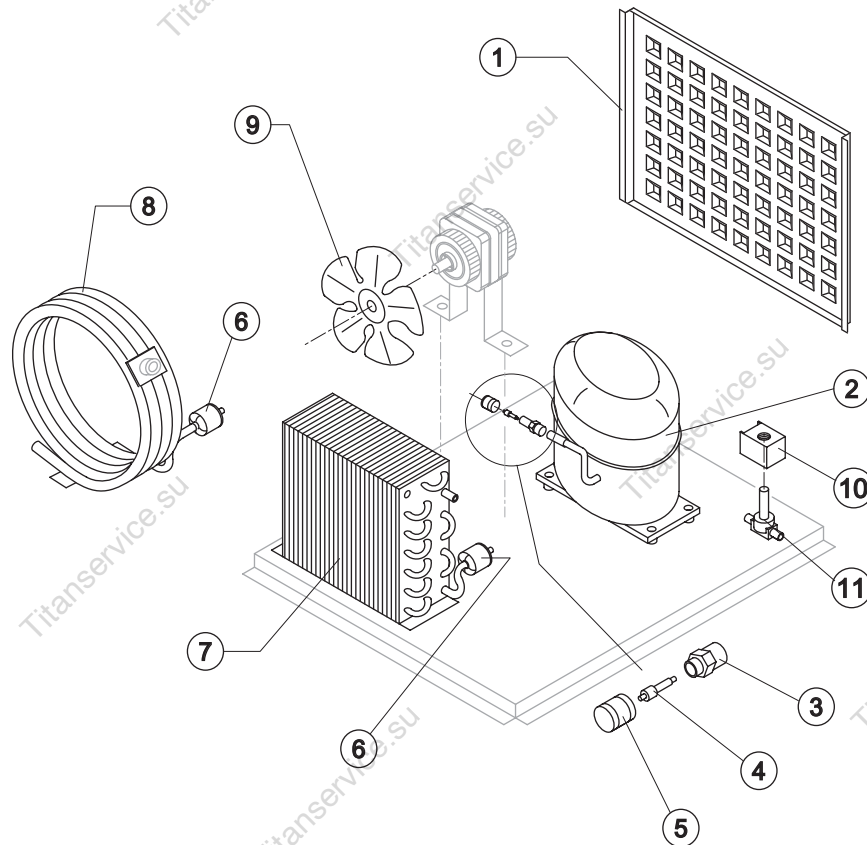
Ref. 1 - Foamed Cabinet Assy

Condensation	Code
Air	C11100A
Water	C11100W



VB 250

COOLING SYSTEM



Common Parts

Ref.	Spare Description	Code
1	Evaporator	D10261
2	Compressor	See Table
3	Vacuum-Charge Valve Body	14007
4	Vacuum-Charge Valve Device	14005
5	Vacuum-Charge Valve Plug	14006
6	Solid Core Drier	14089
10	Hot Gas Valve Coil	See Table
11	Hot Gas Valve Body	20409

Parts for Air-Cooled Version Only

Ref.	Spare Description	Code
7	Air Condenser	20264
9	Sucking Fan	20031

Parts for Water-Cooled Version Only

Ref.	Spare Description	Code
8	Water Condenser	14034

Ref. 2 - Compressor

Tension	Code
T11	23875
T12	23504A
T13	23553
T19	23553

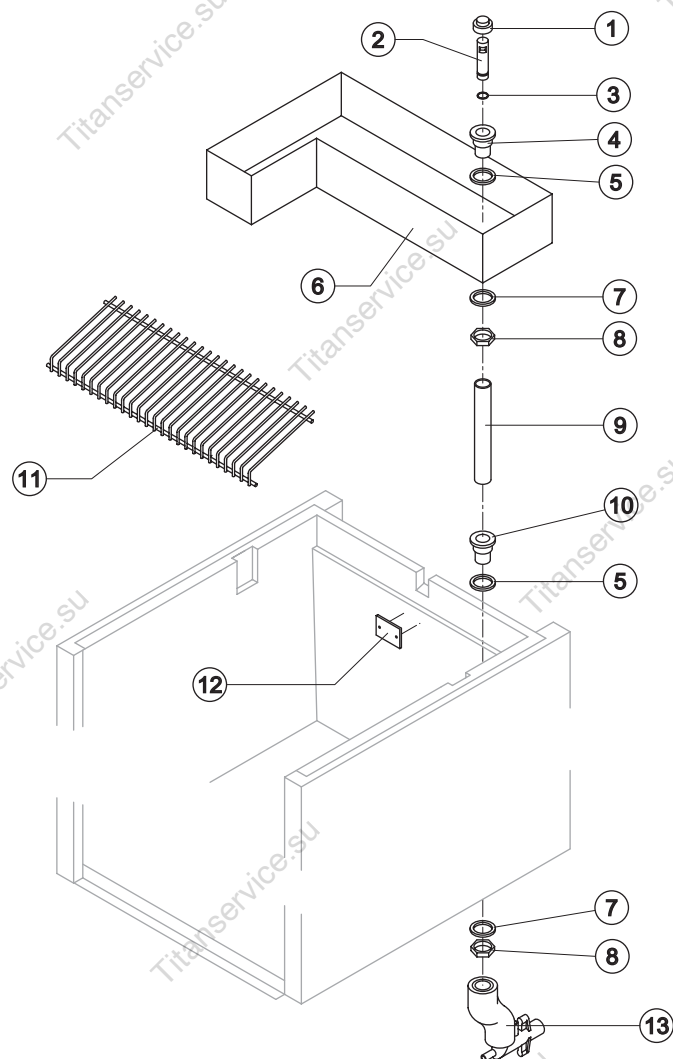
Ref. 10 - Hot Gas Valve Coil

Tension	Code
T11	23091
T12	23091
T13	23256
T19	23256



VB 250

HYDRAULIC CIRCUIT



Common Parts

Ref.	Spare Description	Code
1	Overflow Cap	10305
2	Overflow Pipe	10133
3	OR Gasket for Overflow Pipe	20233
4	Overflow Pipe	10241
5	Silicone Gasket	13006
6	Basin	10260
7	Semirigid Polyethylene Gasket	13007
8	Bin Discharge Nut	10096
9	Overflow Pipe	13108
10	Water Outlet Nipple	10472
11	Ice Cubes Slide	D12057
12	Slide Keep Plate	10009

Parts for Air-Cooled Version Only

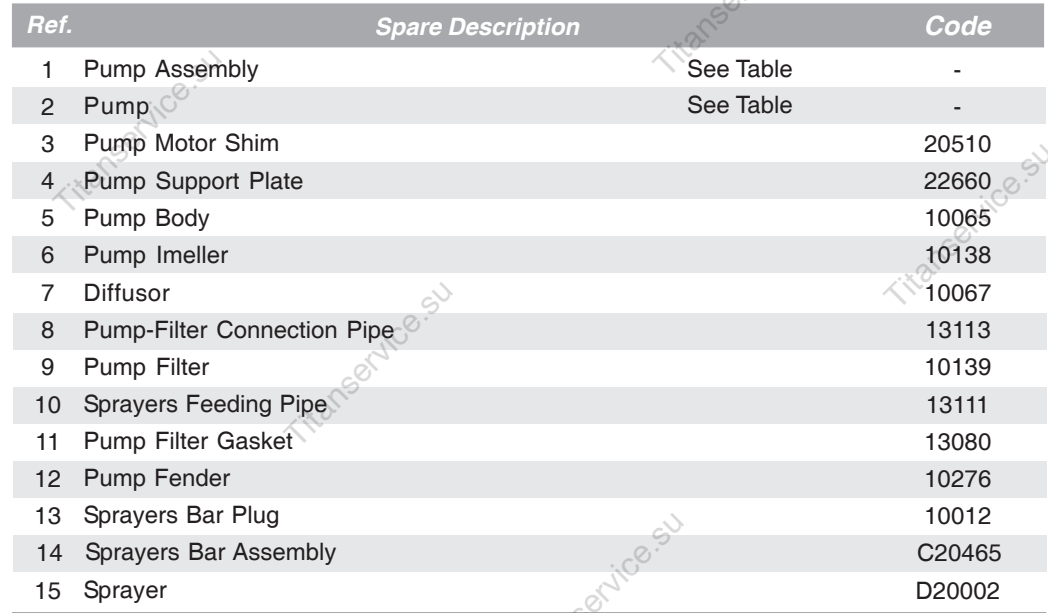
Ref.	Spare Description	Code
13	Discharges Manifold	C10006

Parts for Water-Cooled Version Only

Ref.	Spare Description	Code
13	Discharges Manifold	C26452



Rev. 7 - 15/05/2009



Ref. 2 - Pump

<i>Tension</i>	<i>Code</i>
T11	23073
T12	23187
T13	23188
T19	23188



VB 250

ELECTRIC PARTS

Common Parts

Ref.	Spare Description	Code
7	Contactor	Only T13 and T19 23595
8	Green Light Switch (On-Off)	23327
9	Condenser Pressure Switch	See Table -
10	Bin Thermostat	R23005
11	Evaporator Thermostat	R23591
12	Timer	See Table -

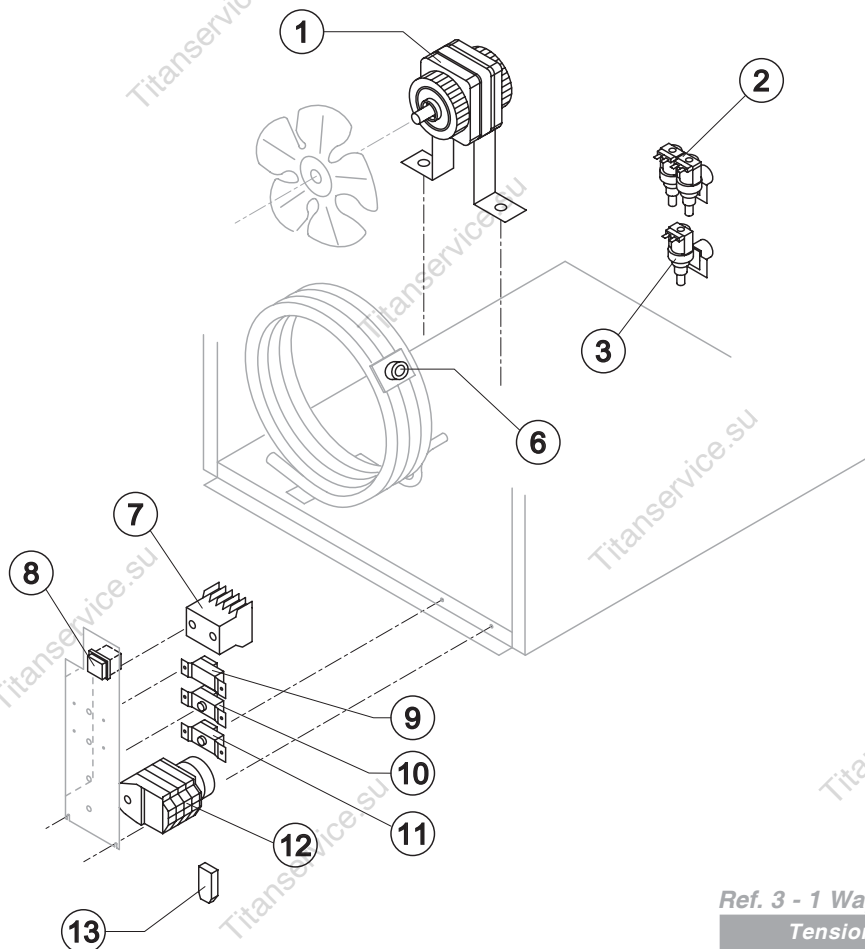
Parts for Air-Cooled Version Only

Ref.	Spare Description	Code
1	Fan Motor	See Table -
3	1 Way- Water Inlet Valve	See Table -
13	Anti Radio Interference Filter	Only T11 C23459

Parts for Water-Cooled Version Only

Ref.	Spare Description	Code
2	2 Ways- Water Inlet Valve	See Table -
6	Safety Thermostat	C23114
13	Anti Radio Interference Filter	Only T11 C23457

Rev. 7 - 15/05/2009



Ref. 3 - 1 Way-Water Inlet Valve

Tension	Code
T11	23001
T12	23001
T13	23260
T19	23260

Ref. 1 - Fan Motor

Tension	Code
T11	23067
T12	23681
T13	23621
T19	23621

Ref. 9 - Cond. Pressure Switch

Tension	Code
T11	23175
T12	23175
T13	23175
T19	23680

Ref. 2 - 2 Ways-Water Inlet

Tension	Code
T11	23010
T12	23010
T13	23261
T19	23261

Ref. 12 - Timer

Tension	Code
T11	23247
T12	23247
T13	23258
T19	23258